



US00D946447S

(12) **United States Design Patent**
Kwon

(10) **Patent No.:** **US D946,447 S**
(45) **Date of Patent:** **** Mar. 22, 2022**

(54) **NECKLACE**
(71) Applicant: **Harry Winston SA**, Plan-les-Ouates (CH)
(72) Inventor: **Chaeree Kwon**, New York, NY (US)
(73) Assignee: **Harry Winston SA**, Plan-les-Ouates (CH)
(**) Term: **15 Years**

D752,471 S * 3/2016 Riviere D11/16
D753,013 S * 4/2016 Riviere D11/79
D780,008 S * 2/2017 Galli D11/16
D780,025 S * 2/2017 Yatsugi-Kang D11/34
D800,009 S * 10/2017 Yatsugi-Kang D11/16
D813,079 S * 3/2018 Galli D11/34
D907,520 S * 1/2021 Abdourahim D11/6

(21) Appl. No.: **29/699,905**
(22) Filed: **Jul. 30, 2019**

FOREIGN PATENT DOCUMENTS

JP D1674986 * 12/2021

(30) **Foreign Application Priority Data**

Jan. 31, 2019 (WO) WIPO79913

(51) **LOC (13) Cl.** **11-01**
(52) **U.S. Cl.**
USPC **D11/16**

OTHER PUBLICATIONS

Harry Winston Yellow Diamond Necklace, Jul. 28, 2016, [online], [site visited Aug. 18, 2021]. Retrieved from url: https://www.youtube.com/watch?v=eGA_cKyUyZo (Year: 2016).*

(58) **Field of Classification Search**
USPC D11/1, 3-18, 40, 42, 43, 75-79
CPC A44C 5/00; A44C 5/02; A44C 15/005;
A44C 15/0045; A44C 15/0055; A44C
12/00; A44C 25/00; A44C 25/001
See application file for complete search history.

* cited by examiner

Primary Examiner — Wendy L Arminio
Assistant Examiner — Tracey J Bell
(74) *Attorney, Agent, or Firm* — Blank Rome LLP

(56) **References Cited**

U.S. PATENT DOCUMENTS

D116,575 S * 9/1939 Philippe D11/9
D151,708 S * 11/1948 Philippe D11/6
D167,098 S * 6/1952 Philippe D11/9
D169,176 S * 3/1953 Philippe D11/9
D173,576 S * 11/1954 Katz D11/79
D177,819 S * 5/1956 Katz D11/79

(57) **CLAIM**

The ornamental design for a necklace, as shown and described.

DESCRIPTION

FIG. 1 is a front view of a necklace of the present design; FIG. 2 is a rear view thereof; FIG. 3 is a left side view thereof; FIG. 4 is a right side view thereof; FIG. 5 is a top view thereof; FIG. 6 is a bottom view thereof; FIG. 7 is a front perspective view thereof; and, FIG. 8 is a rear perspective view thereof.

1 Claim, 8 Drawing Sheets





FIG. 1



FIG. 2




FIG. 3



FIG. 4

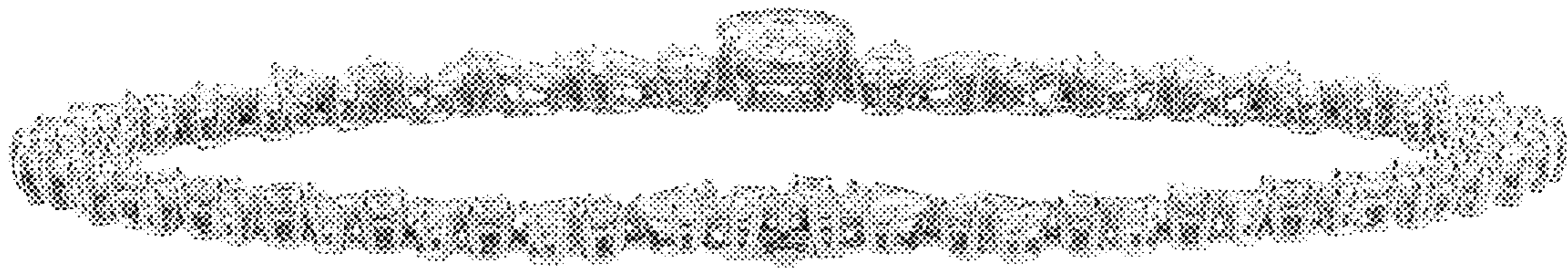


FIG. 5




FIG. 6



FIG. 7



FIG. 8