



US00D946445S

(12) **United States Design Patent** (10) **Patent No.:** **US D946,445 S**  
**Dominguez** (45) **Date of Patent:** **\*\* Mar. 22, 2022**

(54) **DIAL**  
(71) Applicant: **Harry Winston SA**, Plan-les-Ouates (CH)  
(72) Inventor: **Emmanuelle Dominguez**, Plan-les-Ouates (CH)  
(73) Assignee: **Harry Winston SA**, Plan-les-Ouates (CH)

D777,047 S \* 1/2017 Blootacker ..... D10/30  
D778,736 S \* 2/2017 Abdourahim ..... D10/30  
D808,825 S \* 1/2018 Roden ..... D10/30  
D827,475 S \* 9/2018 Blootacker ..... D10/126  
D833,320 S \* 11/2018 Valzan ..... D10/126  
D833,901 S \* 11/2018 Rabassa ..... D10/126  
D841,511 S \* 2/2019 Rabassa ..... D10/126  
D912,536 S \* 3/2021 Gaiddon ..... D10/32  
D913,832 S \* 3/2021 Dominguez ..... D10/126  
D915,922 S \* 4/2021 Garsaud ..... D10/126  
2019/0298011 A1 \* 10/2019 Bonke ..... A44C 17/001

(\*\*) Term: **15 Years**

(21) Appl. No.: **29/744,097**

(22) Filed: **Jul. 27, 2020**

(30) **Foreign Application Priority Data**

Feb. 7, 2020 (WO) ..... WIPO91934

(51) **LOC (13) Cl.** ..... **10-07**

(52) **U.S. Cl.**  
USPC ..... **D10/126**

(58) **Field of Classification Search**  
USPC ..... D10/30-39, 121-128  
CPC ..... G04G 19/06; G04G 19/065; G04B 19/08;  
G04B 19/082; G04B 19/085; G04B  
19/087; G04B 19/10; G04B 19/12; G04B  
45/00; G04B 45/0015

See application file for complete search history.

(56) **References Cited**

**U.S. PATENT DOCUMENTS**

1,045,106 A \* 11/1912 Mayer ..... A44C 17/0216  
63/40  
D677,586 S \* 3/2013 Graff ..... D10/39  
D706,143 S \* 6/2014 Monachon ..... D10/32  
D775,992 S \* 1/2017 Graff ..... D10/126

**OTHER PUBLICATIONS**

Harry Winston Premier Kaleidoscope Automatic | watchilove.com; posted Dec. 31, 2020 by Dan-Andrei [online]. © 2021 Watch I Love Magazine [retrieved Jul. 2, 2021] from Internet: <https://watchilove.com/harry-winston-premier-kaleidoscope-automatic-36mm-premier-precious-kaleidoscope-automatic-36mm> (Year: 2020).\*

\* cited by examiner

*Primary Examiner* — Katherine Glennon  
(74) *Attorney, Agent, or Firm* — Blank Rome LLP


(57) **CLAIM**


The ornamental design for a dial, as shown and described.

**DESCRIPTION**

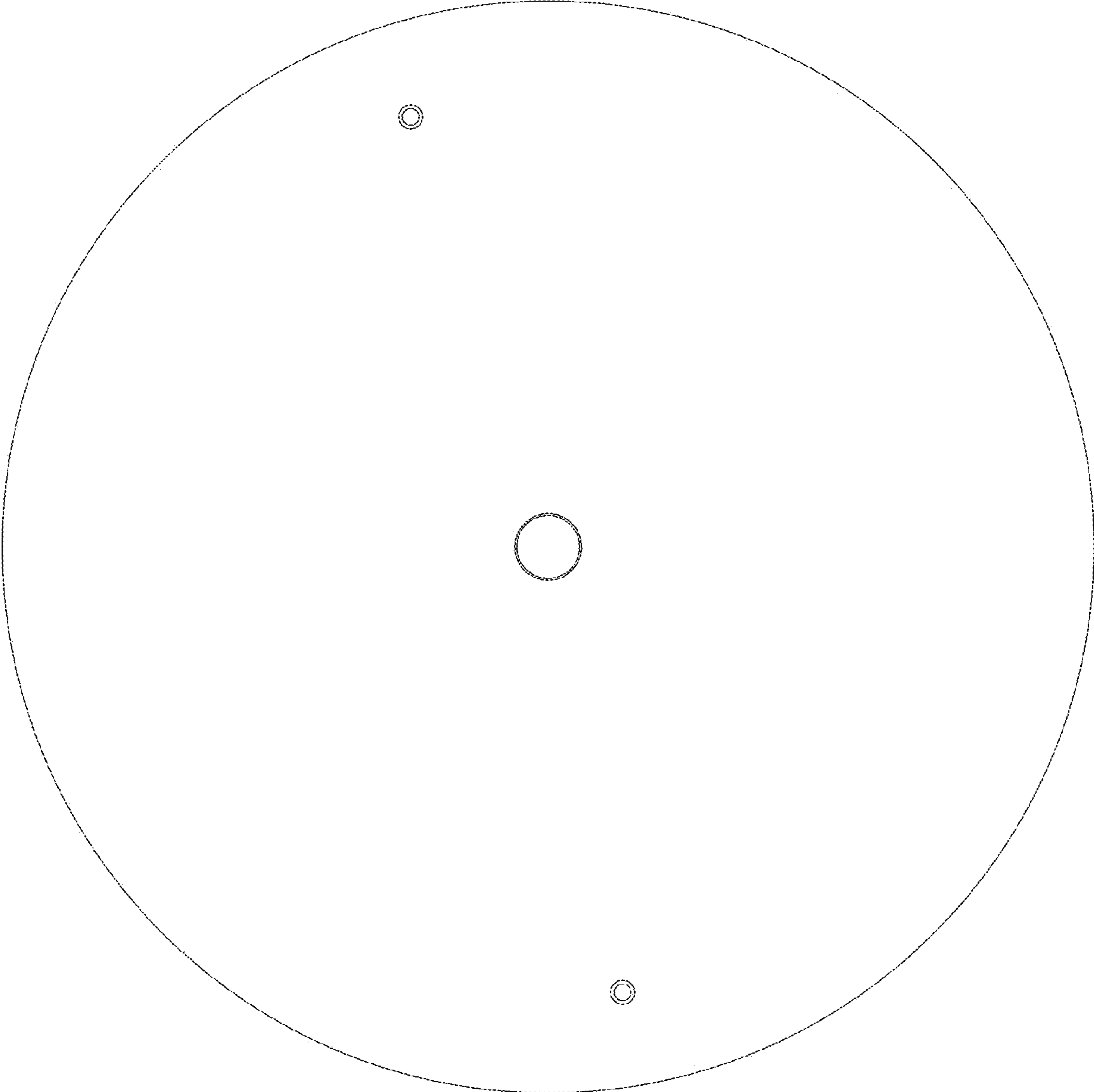
FIG. 1 is a front view of a dial of the present design;  
FIG. 2 is a rear view thereof;  
FIG. 3 is a right side view thereof;  
FIG. 4 is a left side view thereof;  
FIG. 5 is a bottom view thereof;  
FIG. 6 is a top view thereof; and  
FIG. 7 is a front bottom perspective view thereof; and,  
FIG. 8 is a rear bottom perspective view thereof.

**1 Claim, 8 Drawing Sheets**







**FIG. 1**



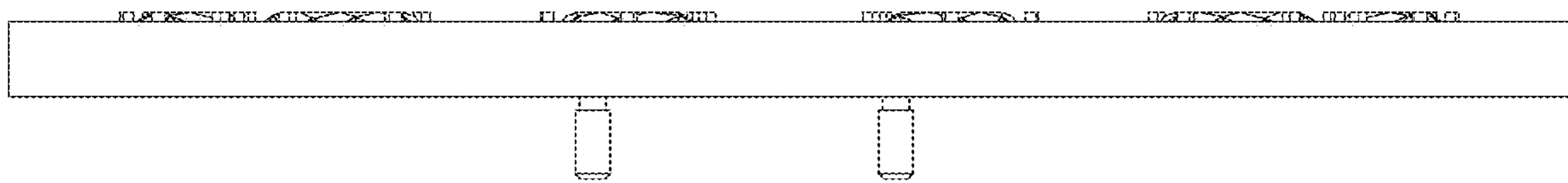
**FIG. 2**



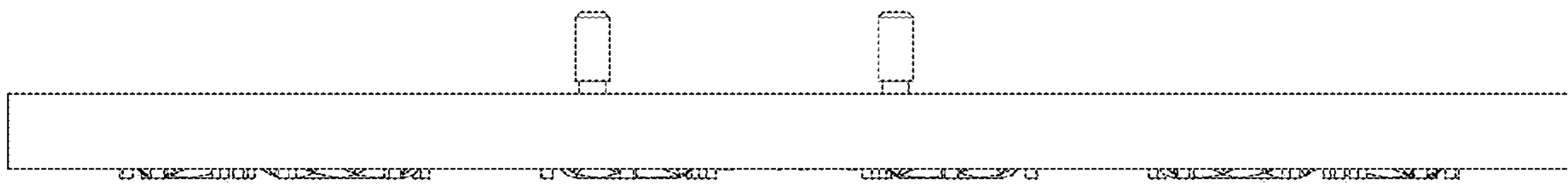
**FIG. 3**



**FIG. 4**



**FIG. 5**



**FIG. 6**


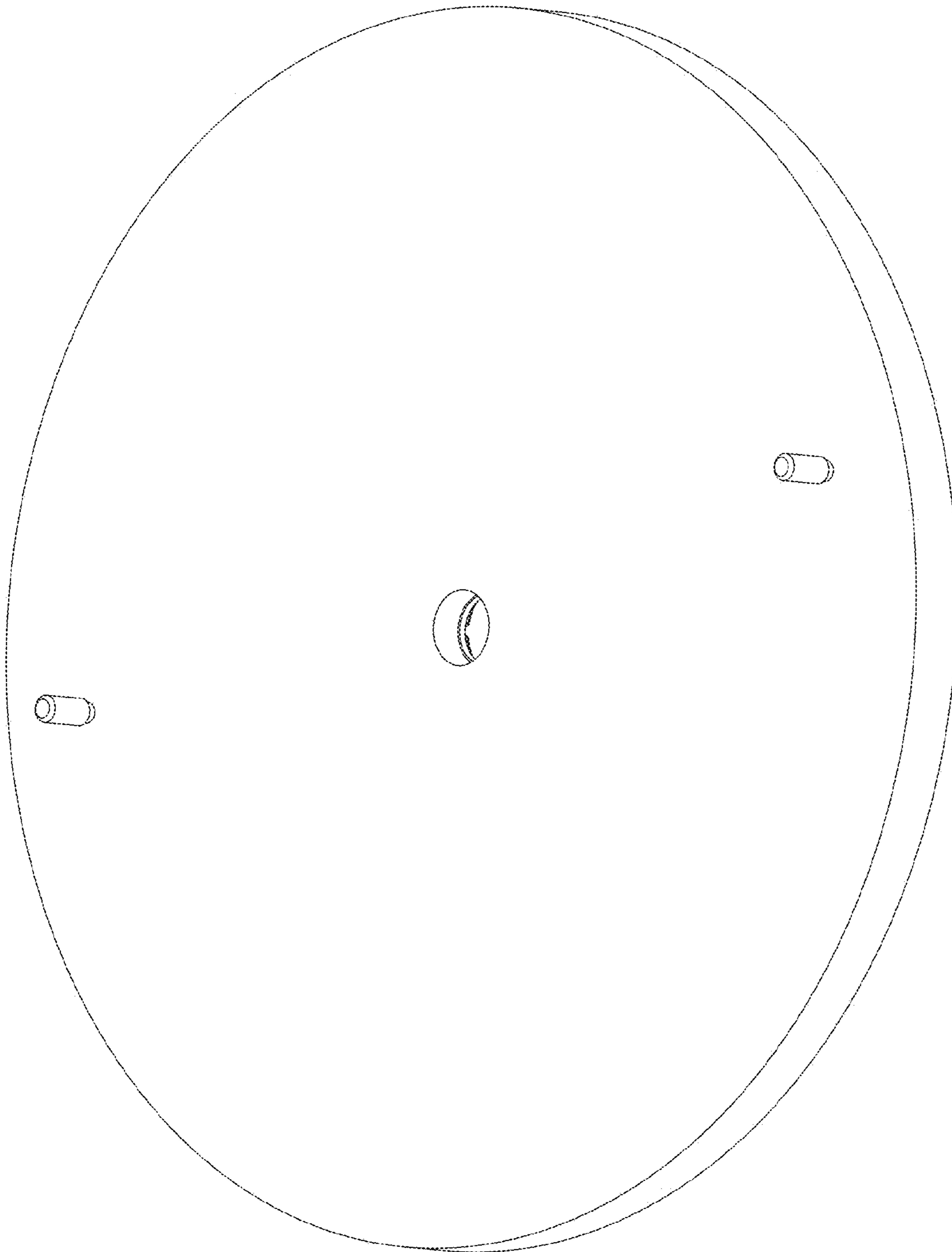


FIG. 7





**FIG. 8**