



US00D946431S

(12) **United States Design Patent** (10) **Patent No.:** **US D946,431 S**
Blake et al. (45) **Date of Patent:** **** Mar. 22, 2022**

(54) **MASS SPECTROMETER**

(71) Applicant: **Micromass UK Limited**, Wilmslow (GB)

(72) Inventors: **Arthur Blake**, Manchester (GB); **Andrew Pawson**, Manchester (GB); **Edward Scott**, Cheshire (GB); **Emma Marsden-Edwards**, Greater Manchester (GB); **Kate Wearden**, Leyland (GB)

(73) Assignee: **Micromass UK Limited**, Wilmslow (GB)

(**) Term: **15 Years**

(21) Appl. No.: **29/714,668**

(22) Filed: **Nov. 25, 2019**

(30) **Foreign Application Priority Data**

May 29, 2019 (GB) 6062071

(51) **LOC (13) Cl.** **10-04**

(52) **U.S. Cl.**
USPC **D10/81; D24/232**

(58) **Field of Classification Search**
USPC D10/81-86, 94-103; D24/216, 185, 232
CPC .. G01N 21/00; G01N 21/01; G01N 2201/022;
G01N 2201/0221; G01N 2201/0222;
G01N 2201/0224; G01N 2201/0225;
G01N 2201/0227; G01N 25/08; G01N 25/085; G01N 25/10; G01N 25/12; G01N 25/14; G01N 25/142; G01N 25/145; G01N 25/147; G01N 25/16; G01N 25/18; G01N 25/20; G01N 25/22; G01N 30/06; G01N 35/026; G01N 27/62; G01N 35/08; G01N 30/72; G01N 35/0092; G01N 30/88; G01N 33/53; G01N 33/50; G01N 35/025; G01N 35/00603; G01N 35/00584; H01J 49/0413

See application file for complete search history.

(56) **References Cited**

U.S. PATENT DOCUMENTS

D399,152 S * 10/1998 Manos D10/81
D522,391 S * 6/2006 Onuma D10/81
D794,211 S * 8/2017 Ang D24/232

(Continued)

FOREIGN PATENT DOCUMENTS

CN 303030578 * 6/2014
CN 305491051 * 3/2019

(Continued)

OTHER PUBLICATIONS

Kitchener, On, the World's First Digital Benchtop SPR System, Nicoya Launches Alto, Date first available Jan. 23, 2020, [online]retrieved Nov. 10, 2021,available from <https://nicoyalife.com/blog/press-releases/alto-digital-spr-nicoya-press-release/> (Year: 202).*

(Continued)

Primary Examiner — Keli L Hill

Assistant Examiner — Sara S Sahneh

(74) *Attorney, Agent, or Firm* — McCarter & English, LLP

(57) **CLAIM**

The ornamental design for a mass spectrometer, as shown and described.

DESCRIPTION

FIG. 1 is a perspective view of a mass spectrometer showing the design.

FIG. 2 is a front elevation view of the design.

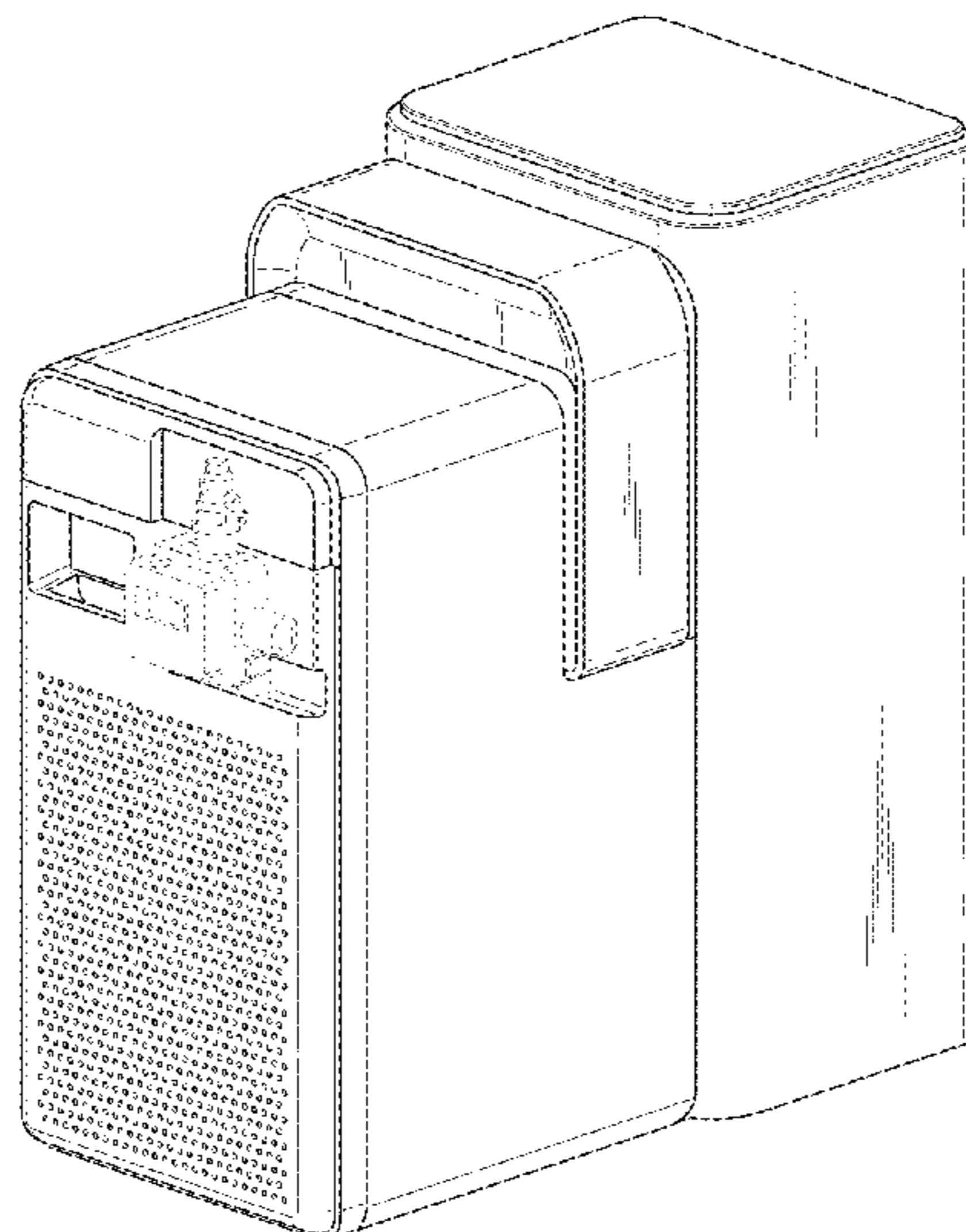
FIG. 3 is a rear elevation view of the design.

FIG. 4 is a side elevation view of the design; and,

FIG. 5 is a top plan view of the design.

The portions of the mass spectrometer shown in broken lines form no part of the claimed design.

1 Claim, 5 Drawing Sheets



(56)

References Cited

U.S. PATENT DOCUMENTS

D800,000 S * 10/2017 Barton D10/81
D844,471 S * 4/2019 Stone D10/81
D854,703 S * 7/2019 Juhlin D24/216
D888,985 S * 6/2020 Hsieh D24/232
D909,605 S * 2/2021 Mathers D24/232
D914,905 S * 3/2021 Wade D24/216
D923,199 S * 6/2021 Luther D24/233
2018/0149600 A1 * 5/2018 Farrell G01N 33/48785
2019/0371584 A1 * 12/2019 Carney H01J 49/40
2021/0151313 A1 * 5/2021 Ueda H01J 49/4225

FOREIGN PATENT DOCUMENTS

GB 6036377 * 5/2018
GB 6036378 * 5/2018
JP D1094655 * 3/2000
JP D1096237 * 11/2000
KR 301085998.0000 * 3/2020

OTHER PUBLICATIONS

7 Top Mass Spectrometry Innovations from ASMS 2019, SelectScience editors, Date first available Jun. 11, 2019, [online]retrieved Nov. 10, 2021, available from <https://www.selectscience.net/top-lists/7-top-mass-spectrometry-innovations-from-asms-2019/?artID=49069> (Year: 2019).*

* cited by examiner




FIG. 1

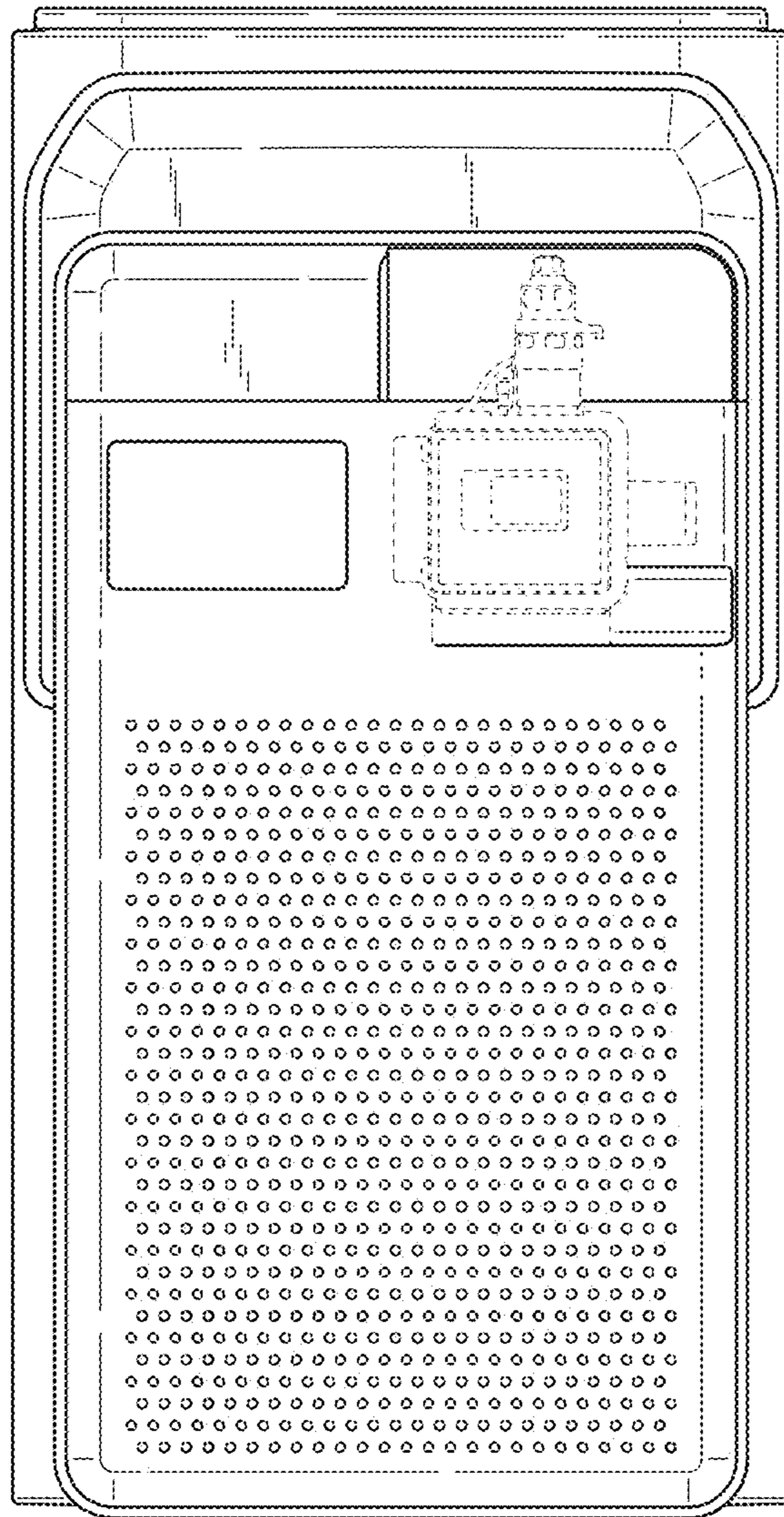


FIG. 2

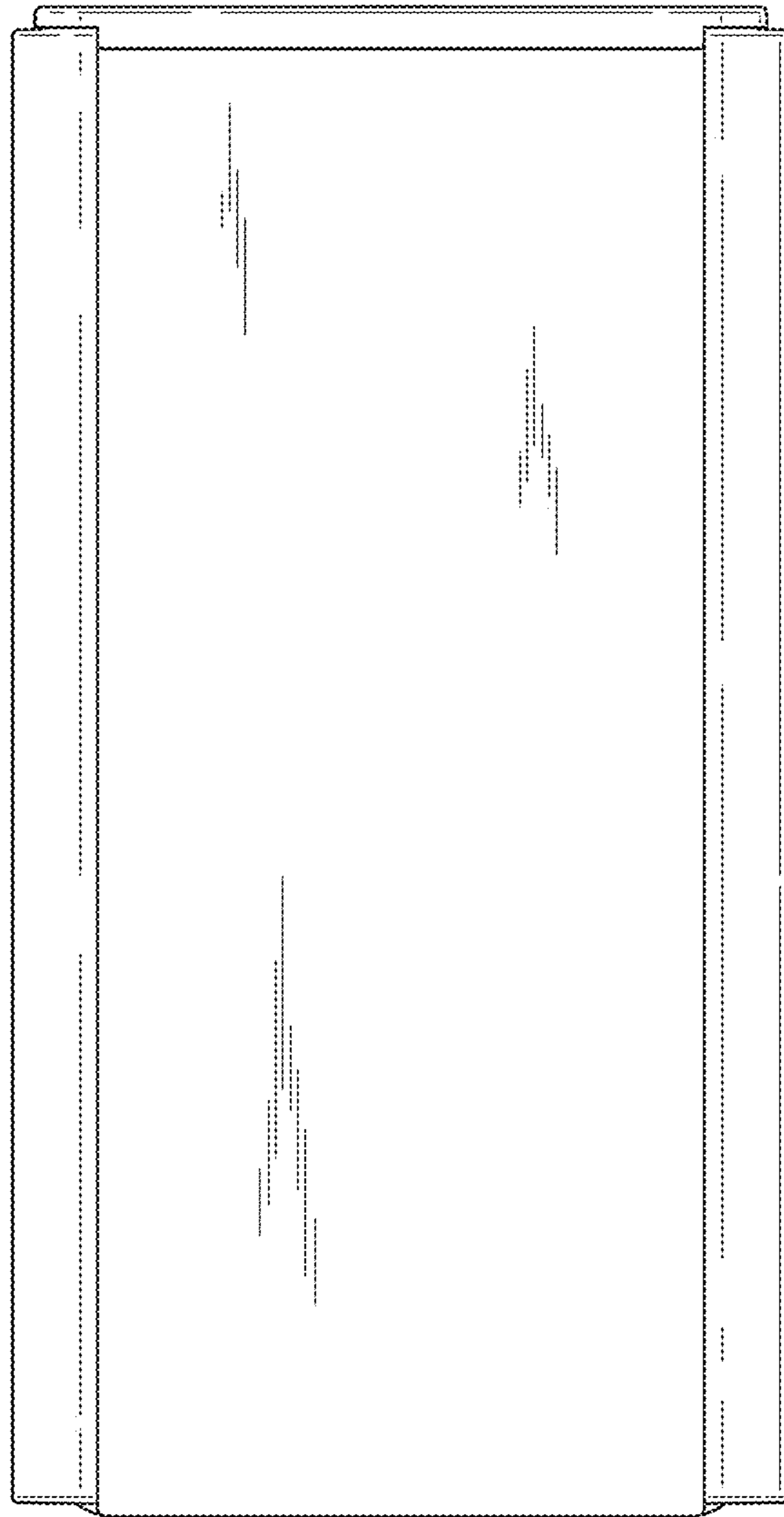


FIG. 3

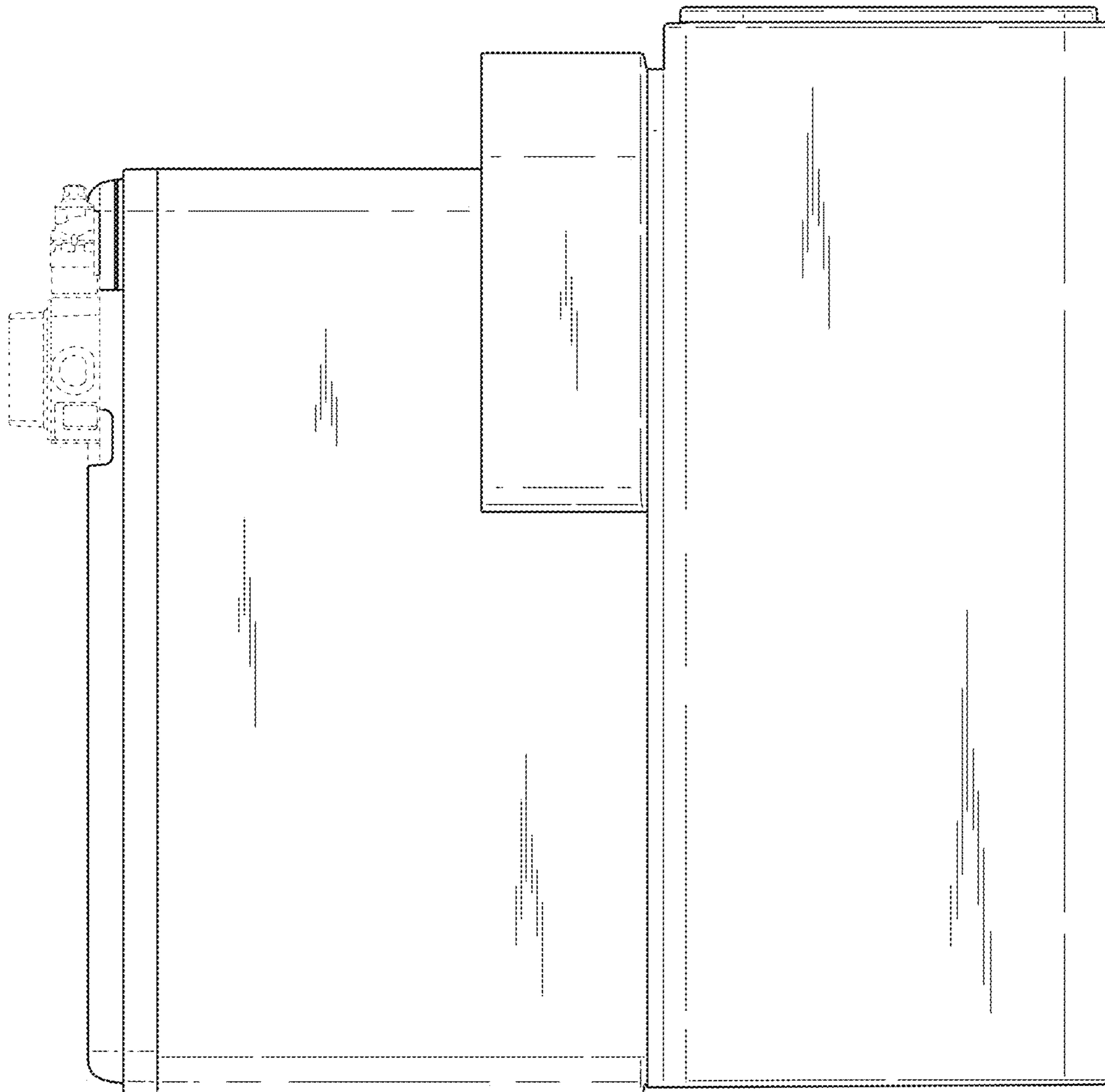


FIG. 4

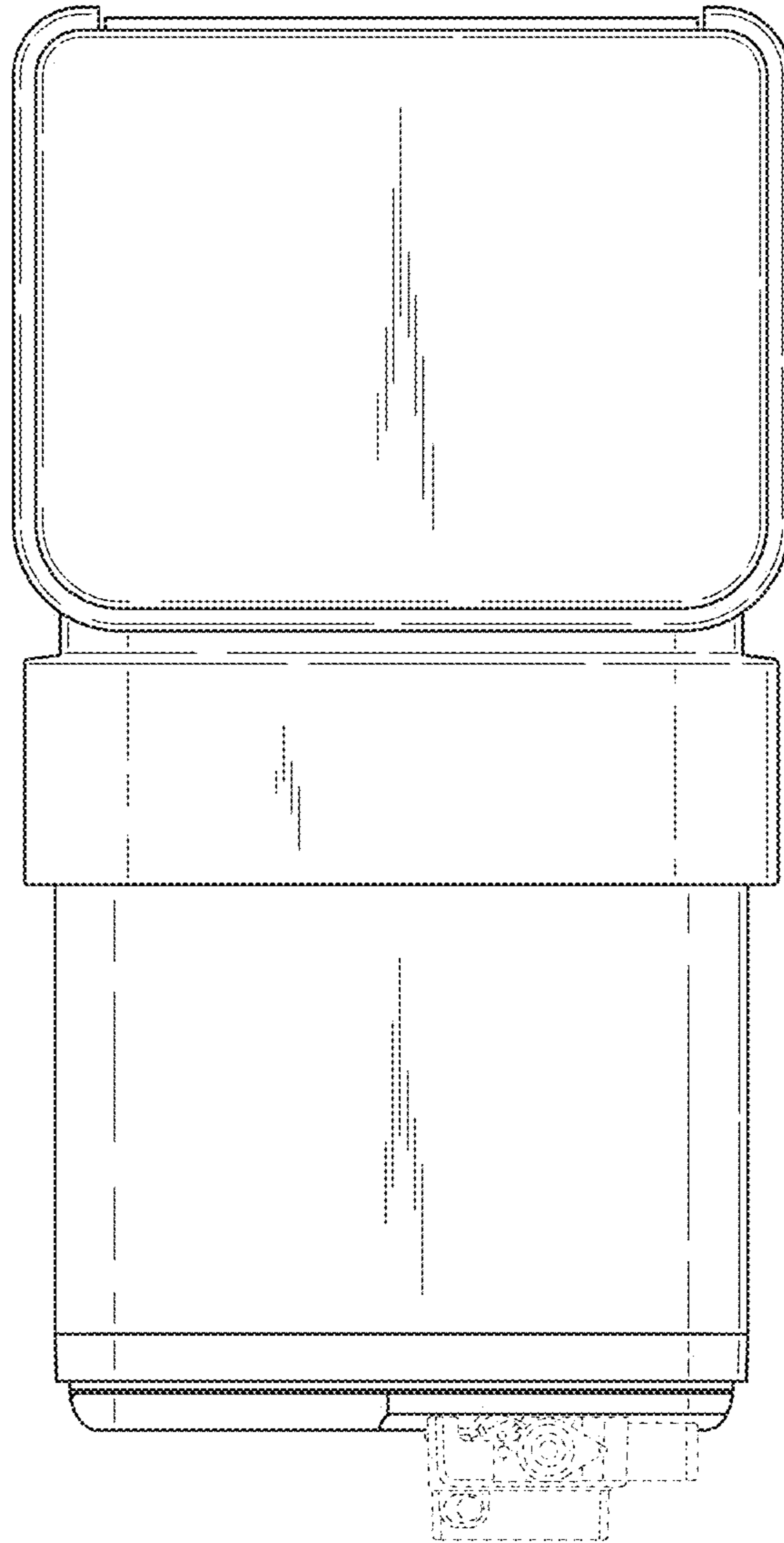


FIG. 5