



US00D946426S

(12) **United States Design Patent** (10) **Patent No.:** **US D946,426 S**
Jia (45) **Date of Patent:** **** Mar. 22, 2022**

(54) **STRING ACTION GAUGE FOR STRING MUSICAL INSTRUMENT**

(71) Applicant: **D'Addario & Company, Inc.**, Farmingdale, NY (US)

(72) Inventor: **He Jia**, Longhua (CN)

(73) Assignee: **D'Addario & Company, Inc.**, Farmingdale, NY (US)

(**) Term: **15 Years**

(21) Appl. No.: **29/726,055**

(22) Filed: **Feb. 28, 2020**

(51) **LOC (13) Cl.** **10-04**

(52) **U.S. Cl.**
USPC **D10/65**

(58) **Field of Classification Search**
USPC D10/85, 86, 61, 62, 65, 67, 71-82,
D10/96-103; D17/20, 99
CPC ... G01B 5/02; G01B 3/04; G10G 7/00; G10D
3/00
See application file for complete search history.

(56) **References Cited**

U.S. PATENT DOCUMENTS

3,169,700	A *	2/1965	Healy	G06G 1/14 235/61 B
4,584,774	A *	4/1986	Link	G01B 3/30 33/202
5,253,427	A *	10/1993	Bartlett	G01B 3/30 33/501.08
5,309,648	A *	5/1994	Allard	G01B 3/30 33/511
D697,437	S *	1/2014	Tetrault	D10/64
D697,441	S *	1/2014	Tetrault	D10/74
D893,324	S *	8/2020	Lowitz	D10/71
2006/0156570	A1 *	7/2006	James	G01B 3/28 33/679.1
2019/0204057	A1 *	7/2019	Chen	G01B 3/04
2019/0212122	A1 *	7/2019	Hosokawa	G10G 7/00
2020/0129093	A1 *	4/2020	Kong	G01B 3/04

(Continued)

FOREIGN PATENT DOCUMENTS

CN 303150398 S 4/2015
CN 305759738 * 9/2019

(Continued)

OTHER PUBLICATIONS

FretGuru, String Action Gauge Guitar Ruler, Date first available Dec. 20, 2013, [online]retrieved Oct. 8, 2021,available from https://www.amazon.com/FretGuru-Precision-guitarist-Machined-SCRATCHED/dp/B00HG29EYI/ref=sxin_13_pa_sp_search_thematic_sspa?cv_ct_cx=String+Height+Gauge&dchild=1&keywords=Strin (Year: 2013).*

(Continued)

Primary Examiner — Keli L Hill

Assistant Examiner — Sara S Sahneh

(74) *Attorney, Agent, or Firm* — Alix, Yale & Ristas, LLP

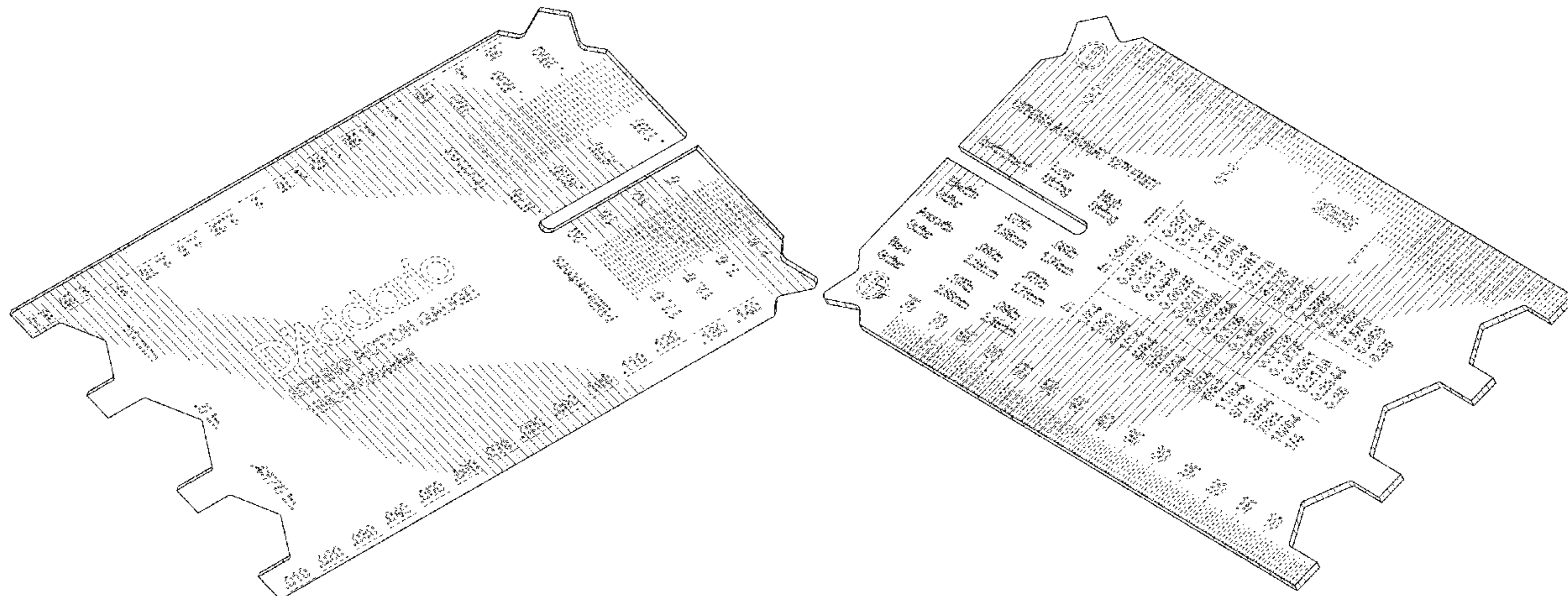
(57) **CLAIM**

The ornamental design for a string action gauge for string musical instrument, as shown and described.

DESCRIPTION

FIG. 1 is a top perspective view of a string action gauge for string musical instrument showing my new design; FIG. 2 is a bottom perspective view thereof; FIG. 3 is a top elevation view thereof; FIG. 4 is a bottom elevation view thereof; FIG. 5 is a right edge view thereof; FIG. 6 is left edge view thereof; FIG. 7 is a front edge view thereof; and, FIG. 8 is a rear edge view thereof. The broken lines in FIGS. 1-8 represent the portions of the string action gauge for string musical instrument which form no part of the claimed design.

1 Claim, 6 Drawing Sheets



(56)

References Cited

U.S. PATENT DOCUMENTS

2020/0182598 A1* 6/2020 Lowitz G01B 3/56
 2021/0283944 A1* 9/2021 Moghadampour ... B43L 13/205

FOREIGN PATENT DOCUMENTS

GB	3013342	*	6/2003
JP	D1150957	*	7/2002
JP	D1281412	*	8/2006
JP	D1455431	*	2/2011
KR	301128756.0000	*	9/2021

OTHER PUBLICATIONS

TIMSETL, Guitar Luthier Tools Set, Date first available Feb. 12, 2019, [online]retrieved Oct. 8, 2021, available from https://www.amazon.com/dp/B07NPGT4DF/ref=sspa_dk_detail_5?psc=1&pd_rd_i=B07NPGT4DF&pd_rd_w=vz3nk&pf_rd_p=54ed5474-54a8-4c7f-a88a-45f748d18166&pd_rd_wg=u6uWV&pf_rd_r=KJRQN94A6EYCQ2H1NPW9 (Year: 2019).*

ILuiz Store, Fret Rocker and String Height Gauge, Date first available Sep. 4, 2018, [online]retrieved Oct. 8, 2021, available from https://www.amazon.com/dp/B07H366P3M/ref=sspa_dk_detail_6?psc=1&pd_rd_i=B07H366P3M&pd_rd_w=InRiV&pf_rd_p=54ed5474-54a8-4c7f-a88a-45f748d18166&pd_rd_wg=pde33&pf_rd_r=ZED9DC (Year: 2018).*

MusicNomad Store, Precision Action Gauge Ruler, Date first available Oct. 28, 2020, [online]retrieved Oct. 6, 2021, available from https://www.amazon.com/dp/B08M45Y4VZ/ref=sspa_dk_detail_1?psc=1&pd_rd_i=B08M45Y4VZ&pd_rd_w=M98Tn&pf_rd_p=9fd3ea7c-b77c-42ac-b43b-c872d3f37c38&pd_rd_wg=GFXfJ&pf_rd_r=4NGGNRPE (Year: 2020).*

* cited by examiner

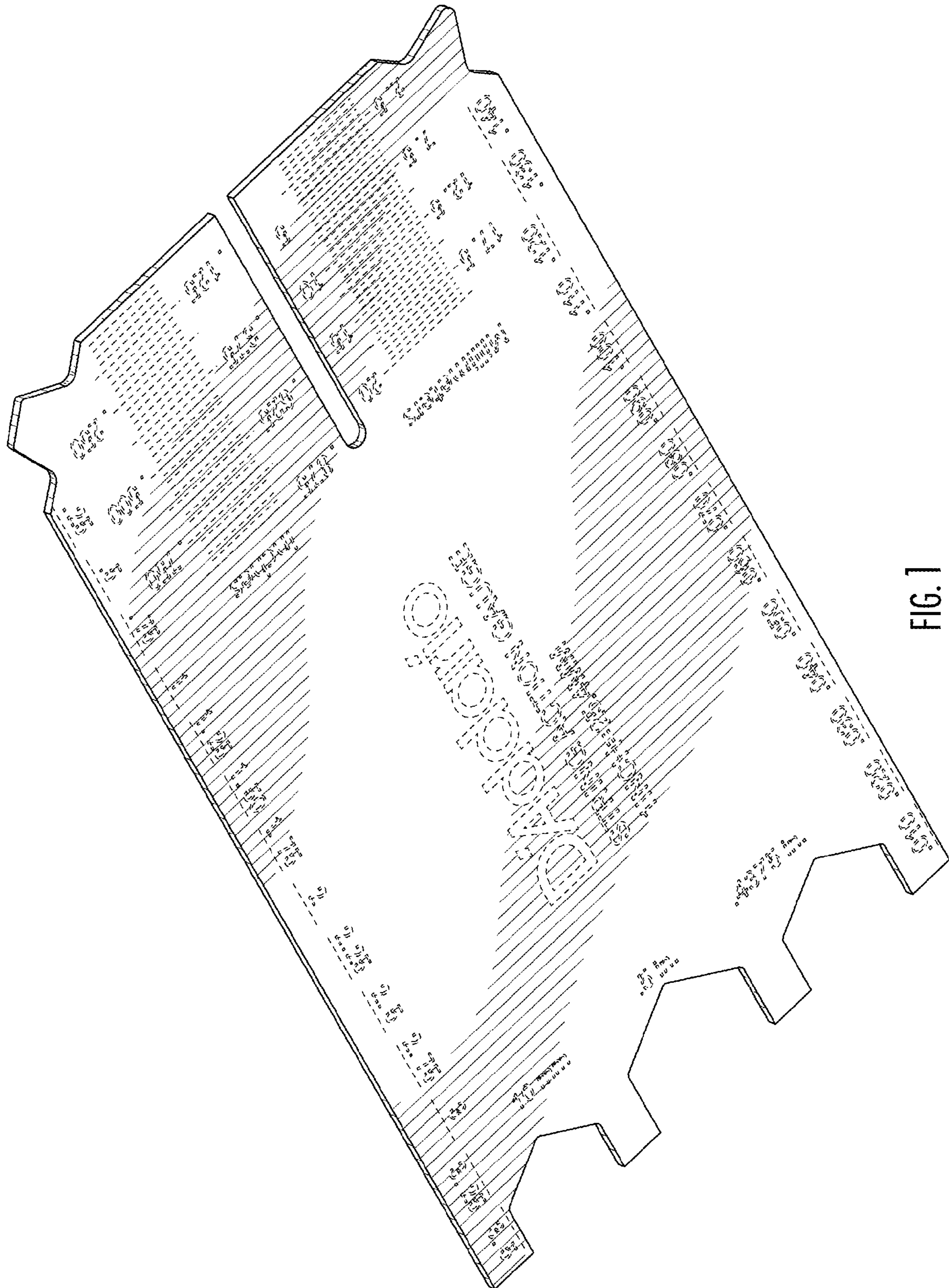


FIG. 1

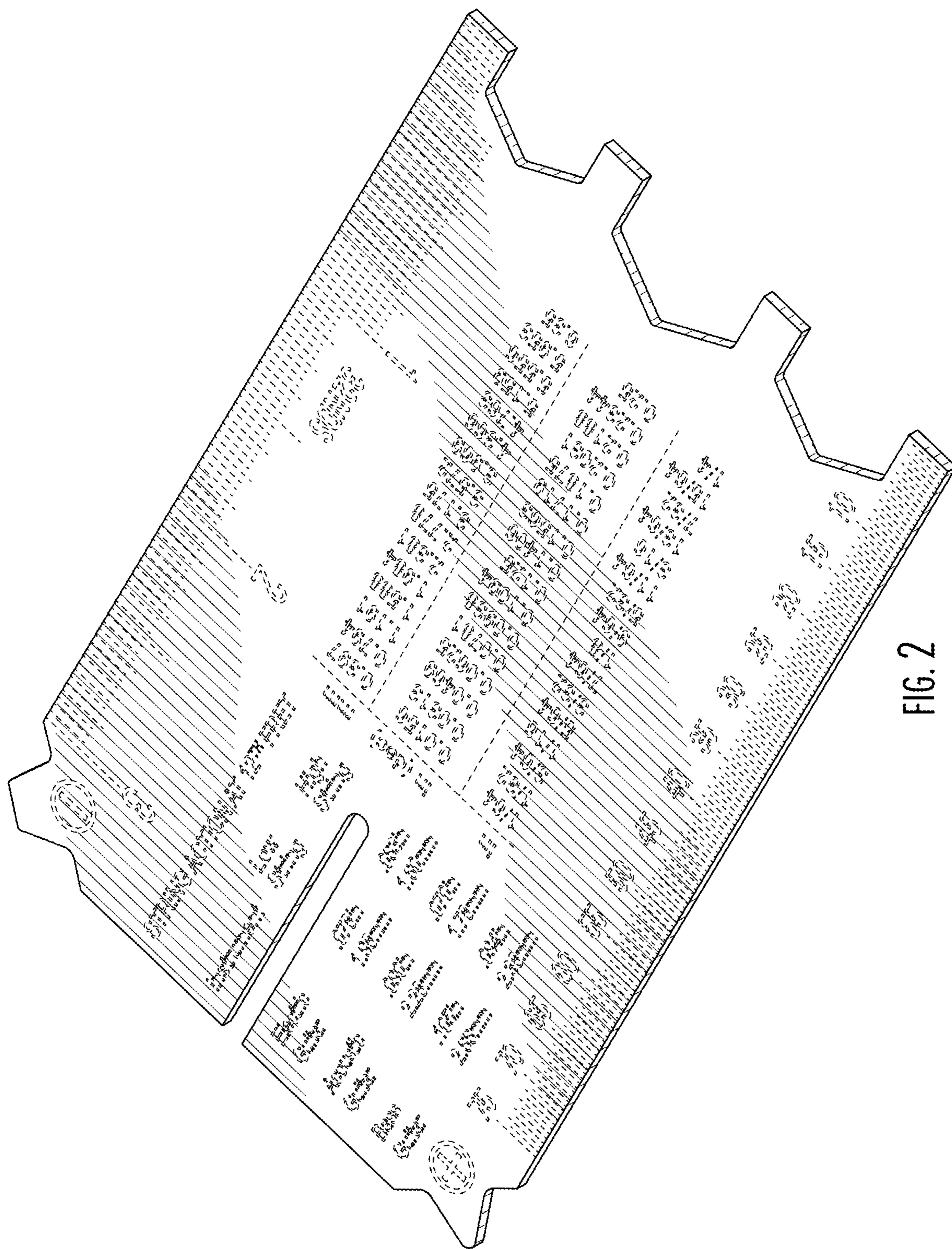


FIG. 2

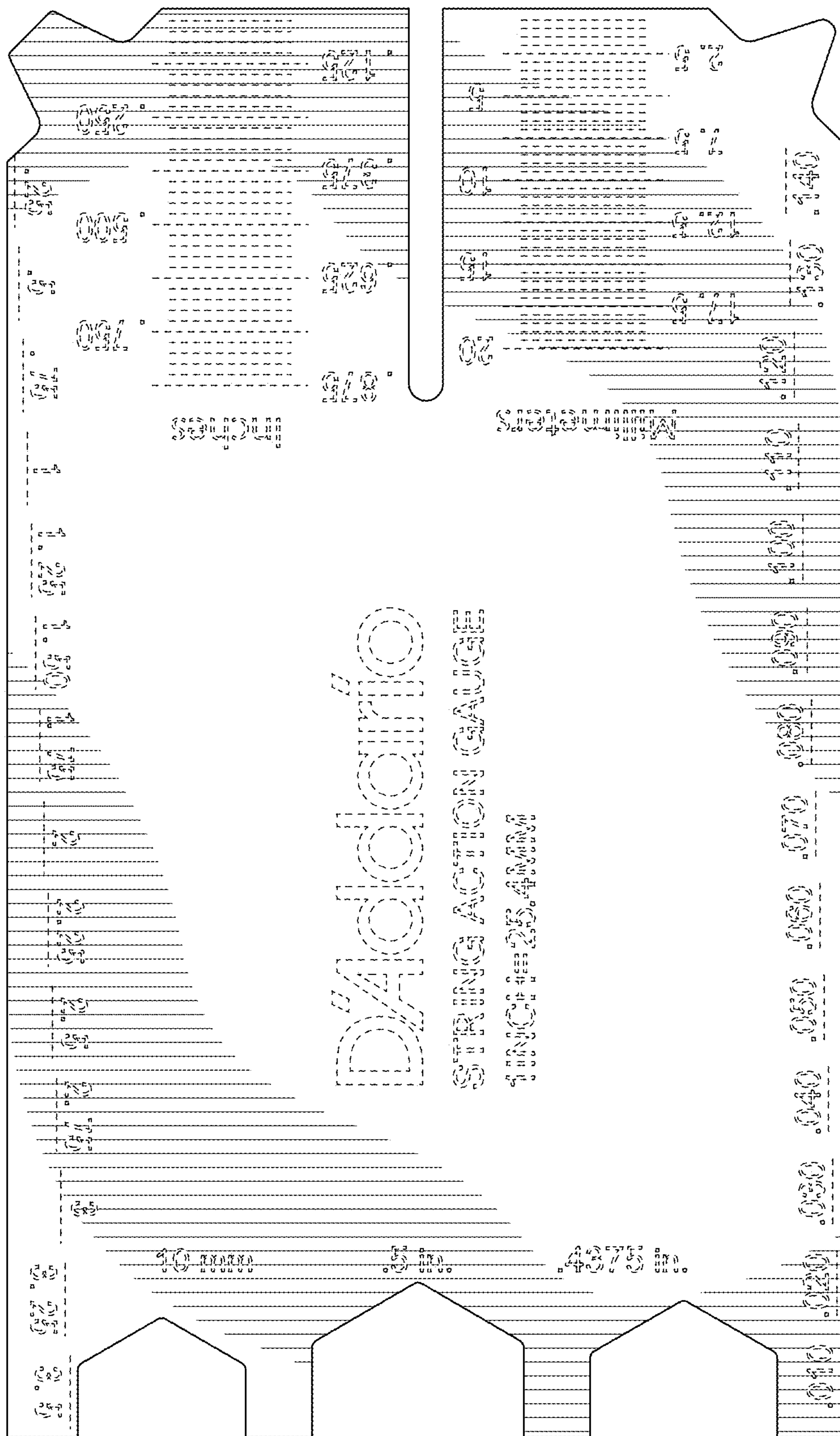


FIG. 3

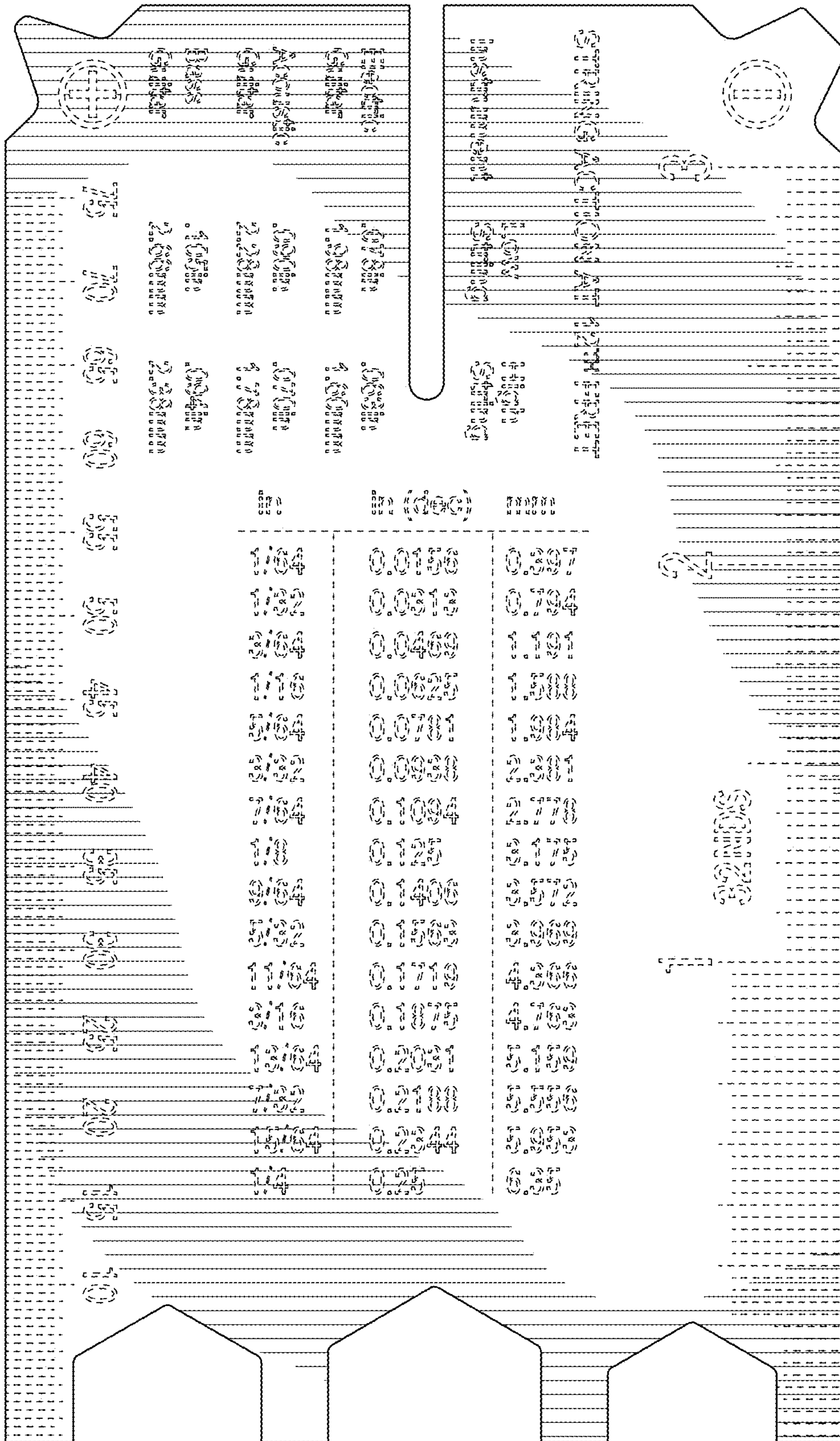


FIG. 4



FIG. 5

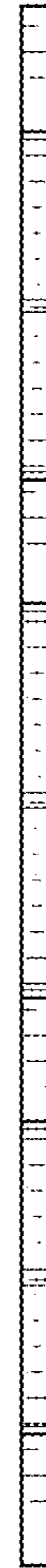


FIG. 6

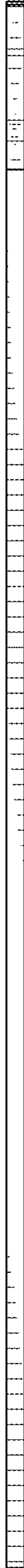


FIG. 7

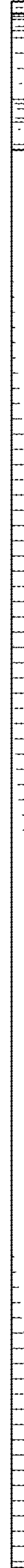


FIG. 8