



US00D946407S

(12) **United States Design Patent**
Demers et al.

(10) **Patent No.:** **US D946,407 S**
(45) **Date of Patent:** **** Mar. 22, 2022**

(54) **STORAGE CONTAINER**

(71) Applicant: **ANCHOR HOCKING, LLC**,
Columbus, OH (US)

(72) Inventors: **Brian Joseph Demers**, Charlotte, NC
(US); **Garet Riley Miller**, Columbus,
OH (US)

(73) Assignee: **ANCHOR HOCKING, LLC**,
Columbus, OH (US)

(**) Term: **15 Years**

(21) Appl. No.: **29/781,650**

(22) Filed: **Apr. 30, 2021**

Related U.S. Application Data

(63) Continuation of application No. 29/710,758, filed on
Oct. 25, 2019, now Pat. No. Des. 920,794.

(51) **LOC (13) Cl.** **09-01**

(52) **U.S. Cl.**

USPC **D9/526; D9/552**

(58) **Field of Classification Search**

USPC D9/440, 443, 447, 516, 520, 523–528,
D9/530–543, 550, 551, 552, 554, 556,
D9/558, 563, 428, 573–575, 564, 522,
D9/529; D7/396.2, 507, 509, 510, 511,
D7/532, 533, 608, 631–634, 679;
D3/202; D6/518, 523, 734; D24/226
CPC B65D 1/0223; B65D 2543/00296; B65D
2543/00092; B65D 2543/00537; B65D
2501/0081; B65D 23/10; B65D 23/102;
A47J 43/27

See application file for complete search history.

(56) **References Cited**

U.S. PATENT DOCUMENTS

1,232,485 A 7/1917 Bloom
D69,462 S 2/1926 Sears

D91,071 S 11/1933 Jacobsohn
D107,433 S 12/1937 Lorenzen
D107,750 S 4/1938 D'Addario
D116,017 S 8/1939 Buckingham
D140,741 S 4/1945 Serra
D158,367 S 5/1950 Fantel
D183,294 S 7/1958 Van-Zeller
D187,345 S 3/1960 Fuerst
3,155,281 A 11/1964 Stracey
3,173,573 A 3/1965 Donegan
D250,574 S 12/1978 Boyle
D264,434 S 5/1982 Pettengill

(Continued)

Primary Examiner — Brett Miller

Assistant Examiner — Rani J Abdallah

(74) *Attorney, Agent, or Firm* — Tucker Ellis LLP; Carlos
Garritano

(57) **CLAIM**

The ornamental design for a storage container, as shown and
described.

DESCRIPTION

FIG. 1 is a perspective view of a storage container showing
our new design;

FIG. 2 is a bottom perspective view of the storage container
illustrated in FIG. 1;

FIG. 3 is a rear view of the storage container illustrated in
FIG. 1;

FIG. 4 is a front view of the storage container illustrated in
FIG. 1;

FIG. 5 is a left side view of the storage container illustrated
in FIG. 1;

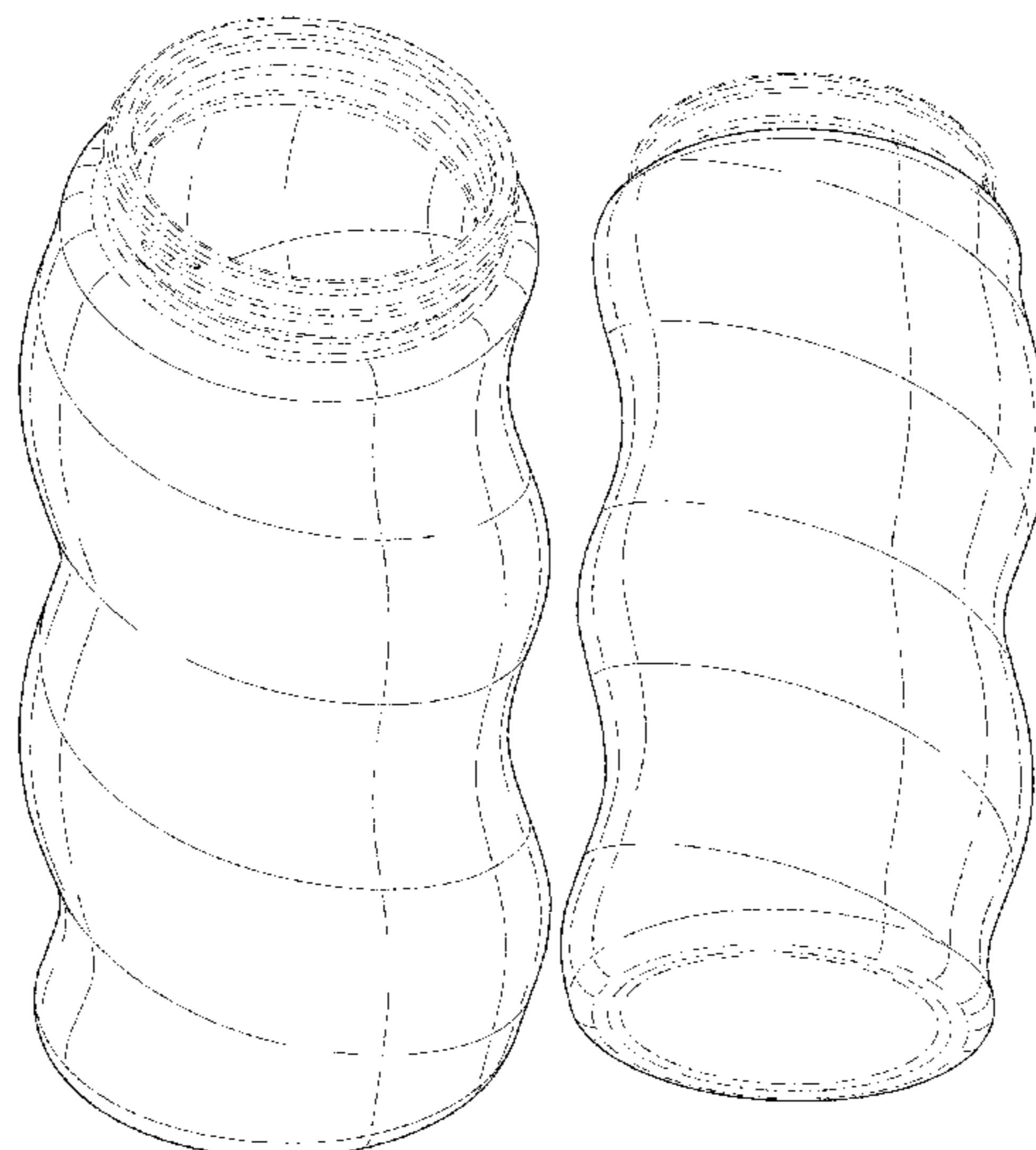
FIG. 6 is a right side view of the storage container illustrated
in FIG. 1;

FIG. 7 is a top view of the storage container illustrated in
FIG. 1; and,

FIG. 8 is a bottom view of the storage container illustrated
in FIG. 1.

The broken lines show portions of the design that form no
part of the claimed design.

1 Claim, 7 Drawing Sheets



(56)

References Cited

U.S. PATENT DOCUMENTS

4,702,384	A	10/1987	Weiser
D306,261	S	2/1990	Rader
D315,569	S	3/1991	Buckingham
D319,183	S	8/1991	Halm
D319,581	S	9/1991	Halm
D369,069	S	4/1996	Husted
D376,035	S	11/1996	Boucheron
D389,068	S	1/1998	Hooker
D403,244	S	12/1998	Van Dyk
D420,284	S	2/2000	Sagel
D486,036	S	2/2004	Chuang
D590,255	S	4/2009	Maxwell
D598,749	S	8/2009	Maxwell
D651,902	S	1/2012	Stem
D675,535	S	2/2013	Nomura
D689,773	S	9/2013	Nomura
D697,411	S	1/2014	Stem
D698,658	S	2/2014	Leask
D709,330	S	7/2014	Holmes
D772,717	S	11/2016	Peacock
D775,963	S	1/2017	Beverly
D798,158	S	9/2017	Gottlieb
D842,117	S	3/2019	Beverly
2019/0242626	A1	8/2019	Mesquite

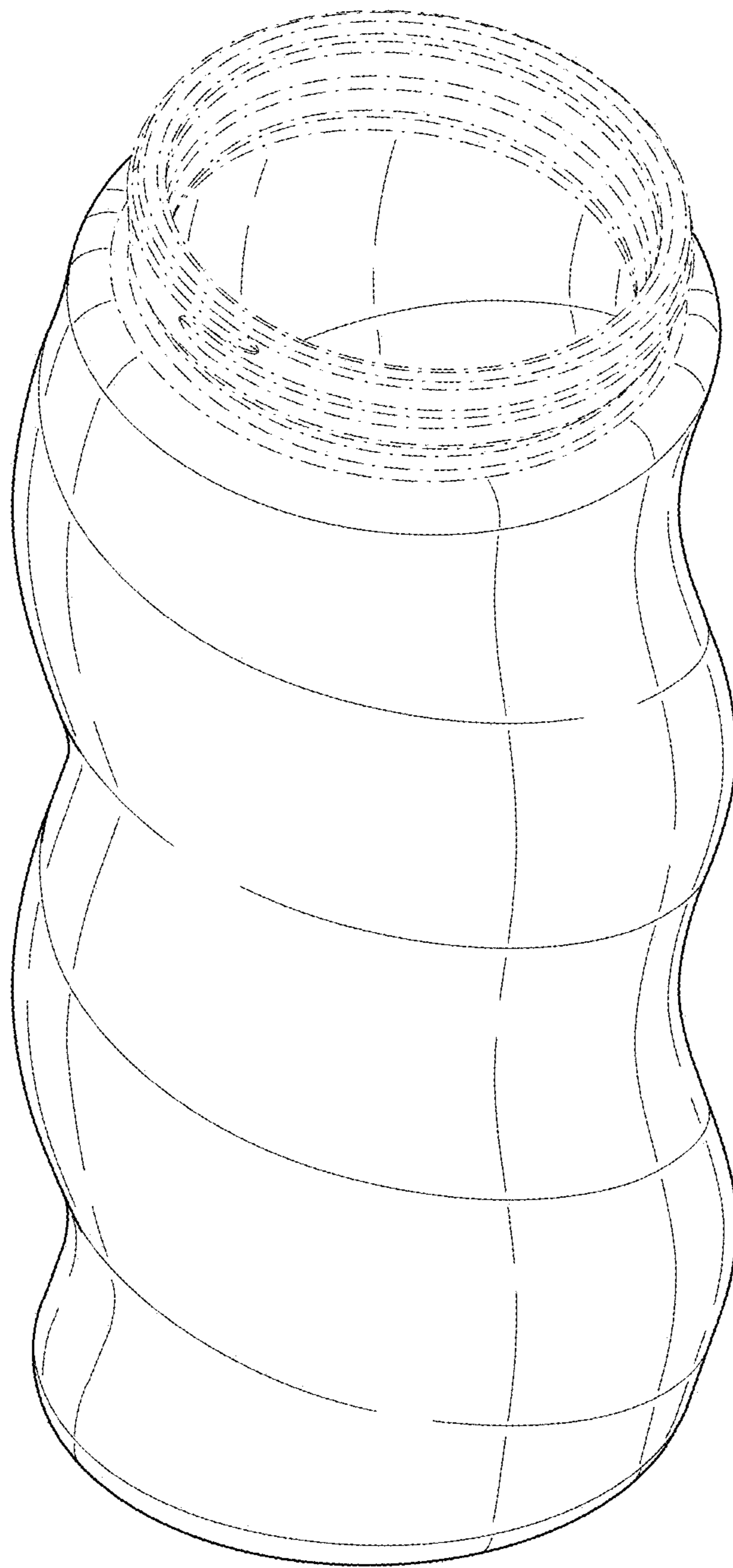


FIG. 1

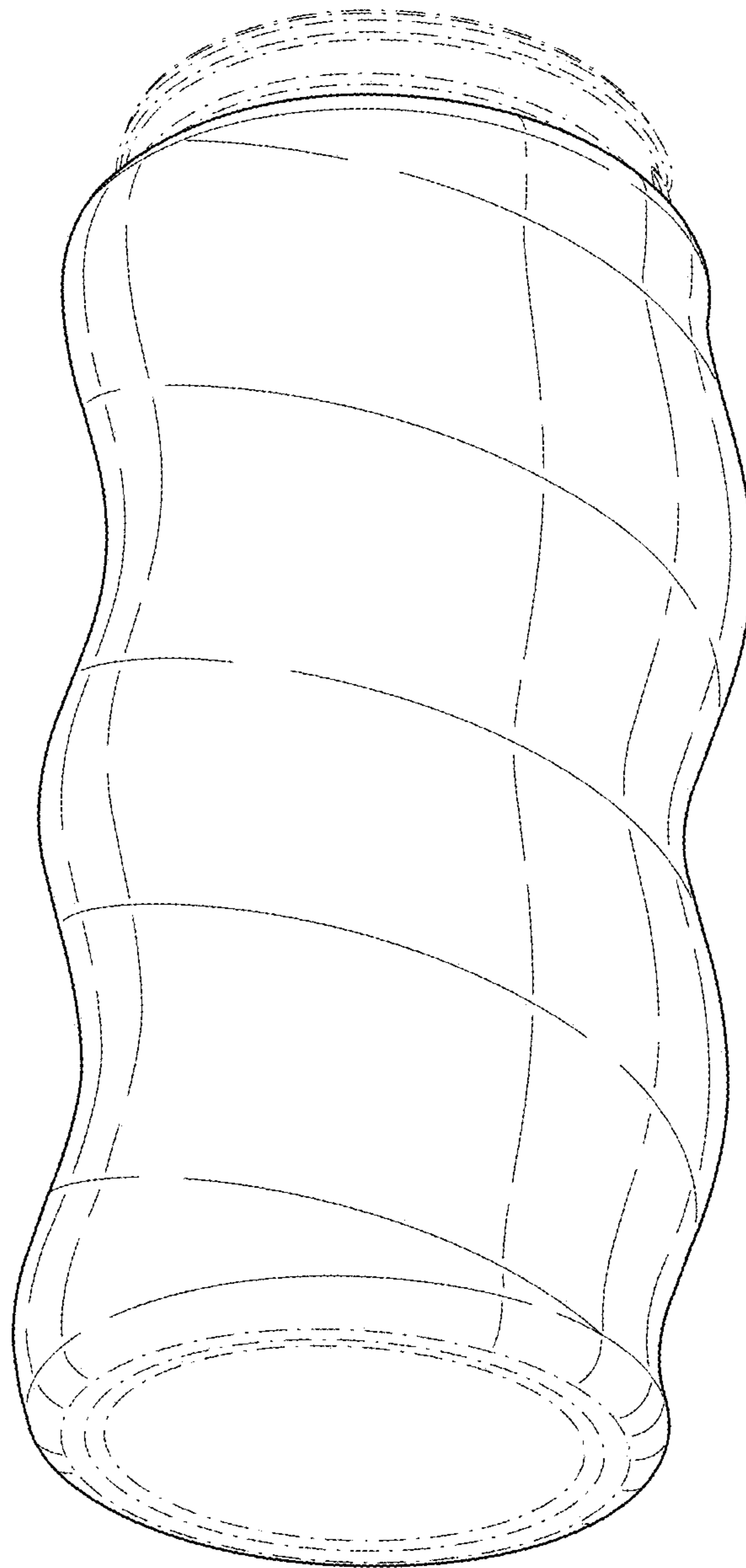


FIG. 2

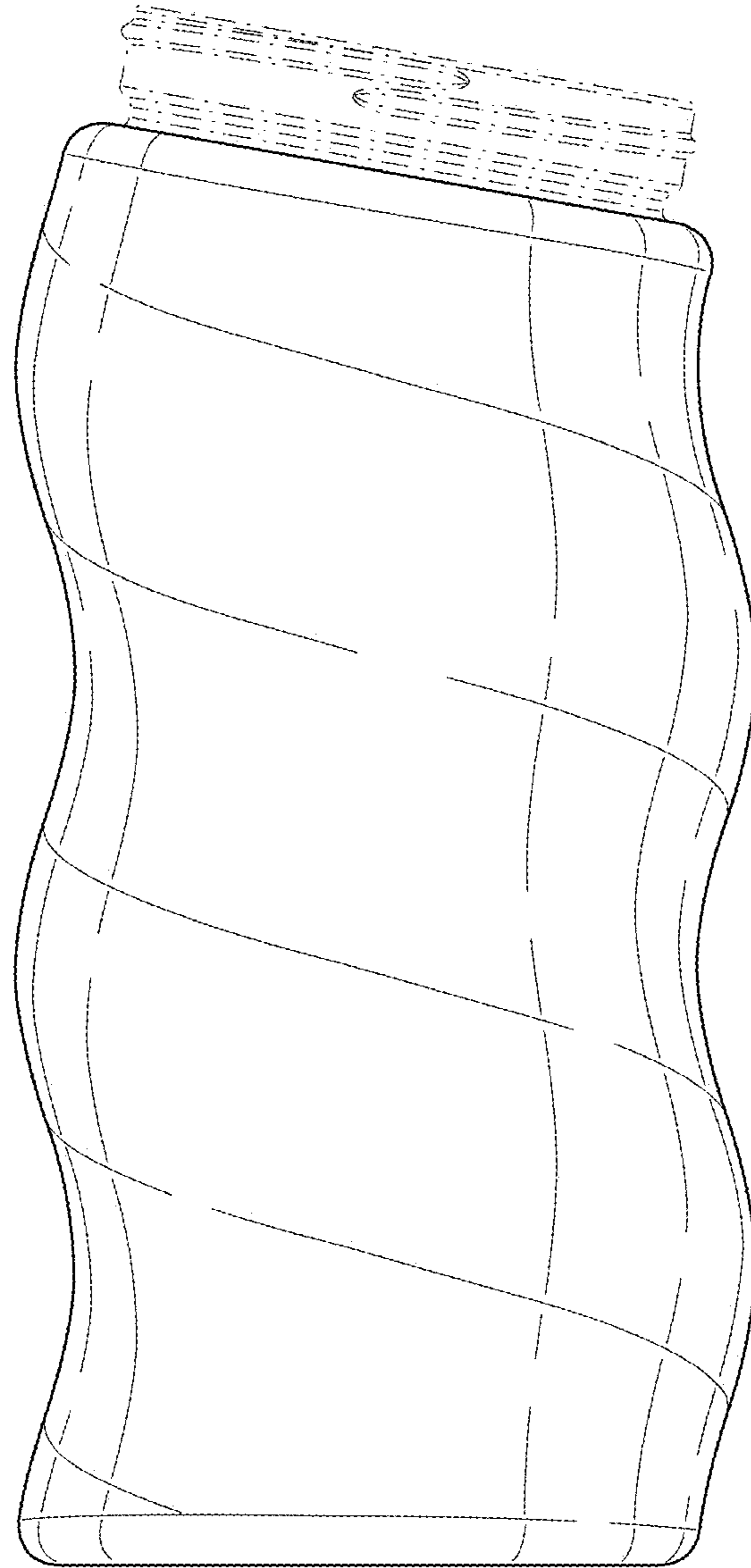


FIG. 3

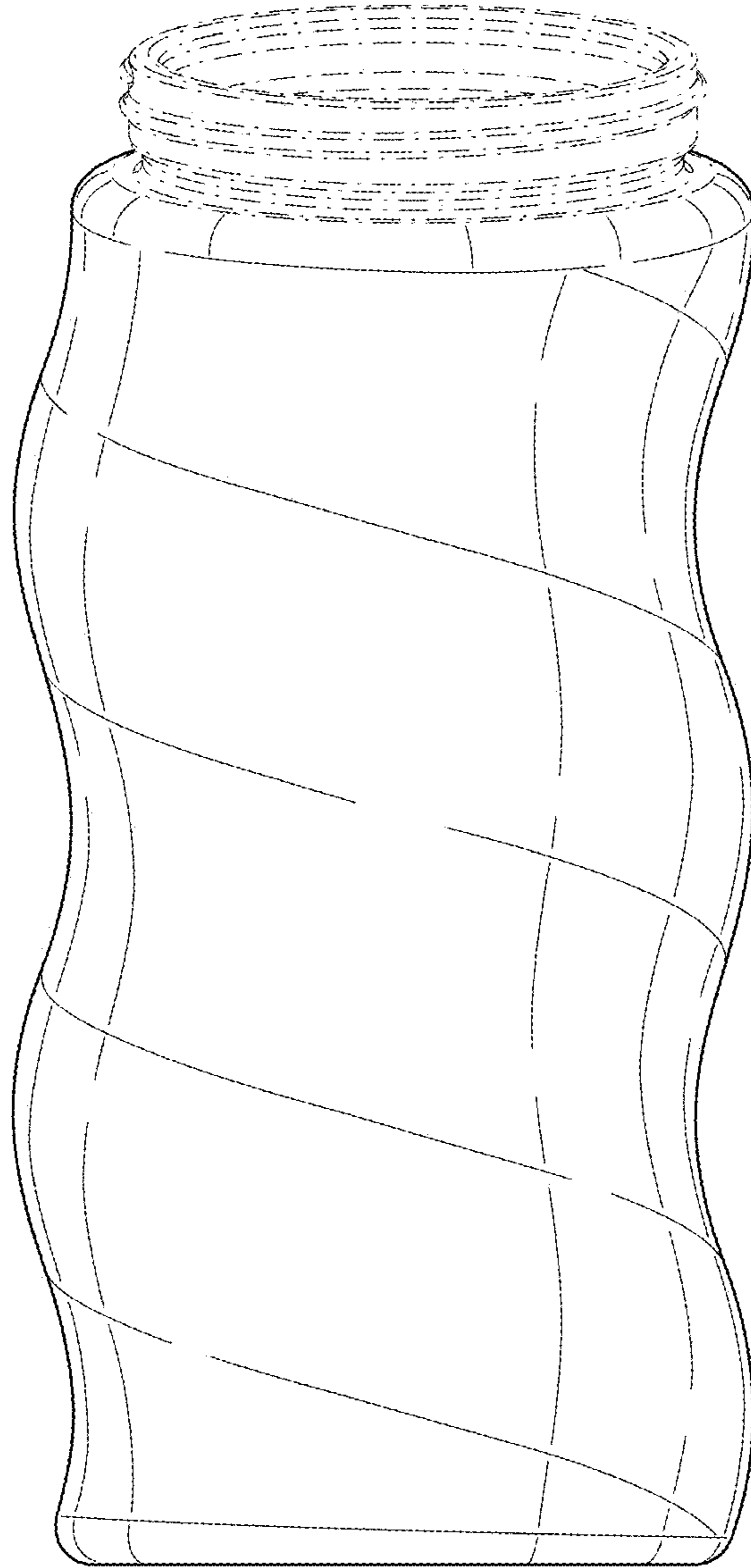


FIG. 4

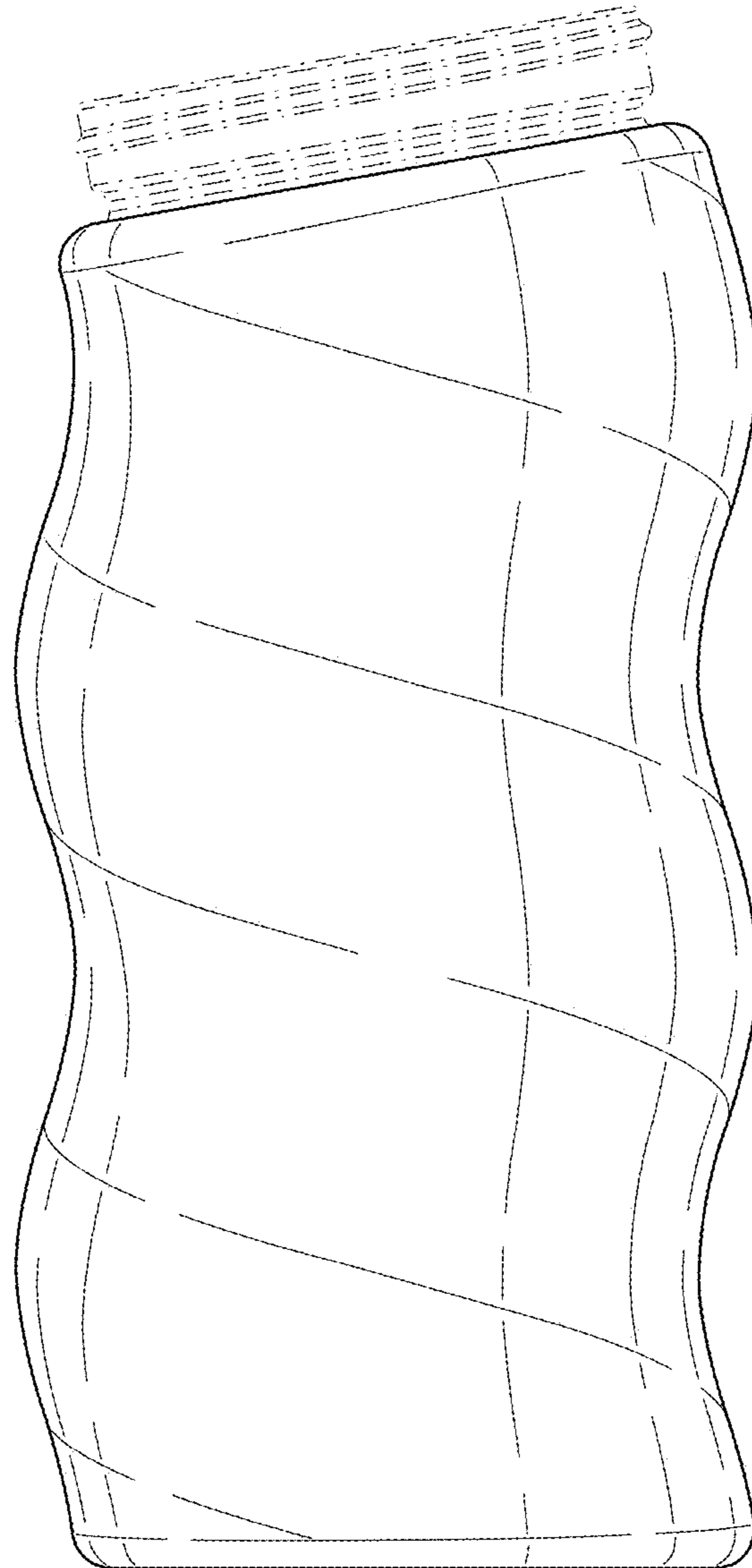


FIG. 5

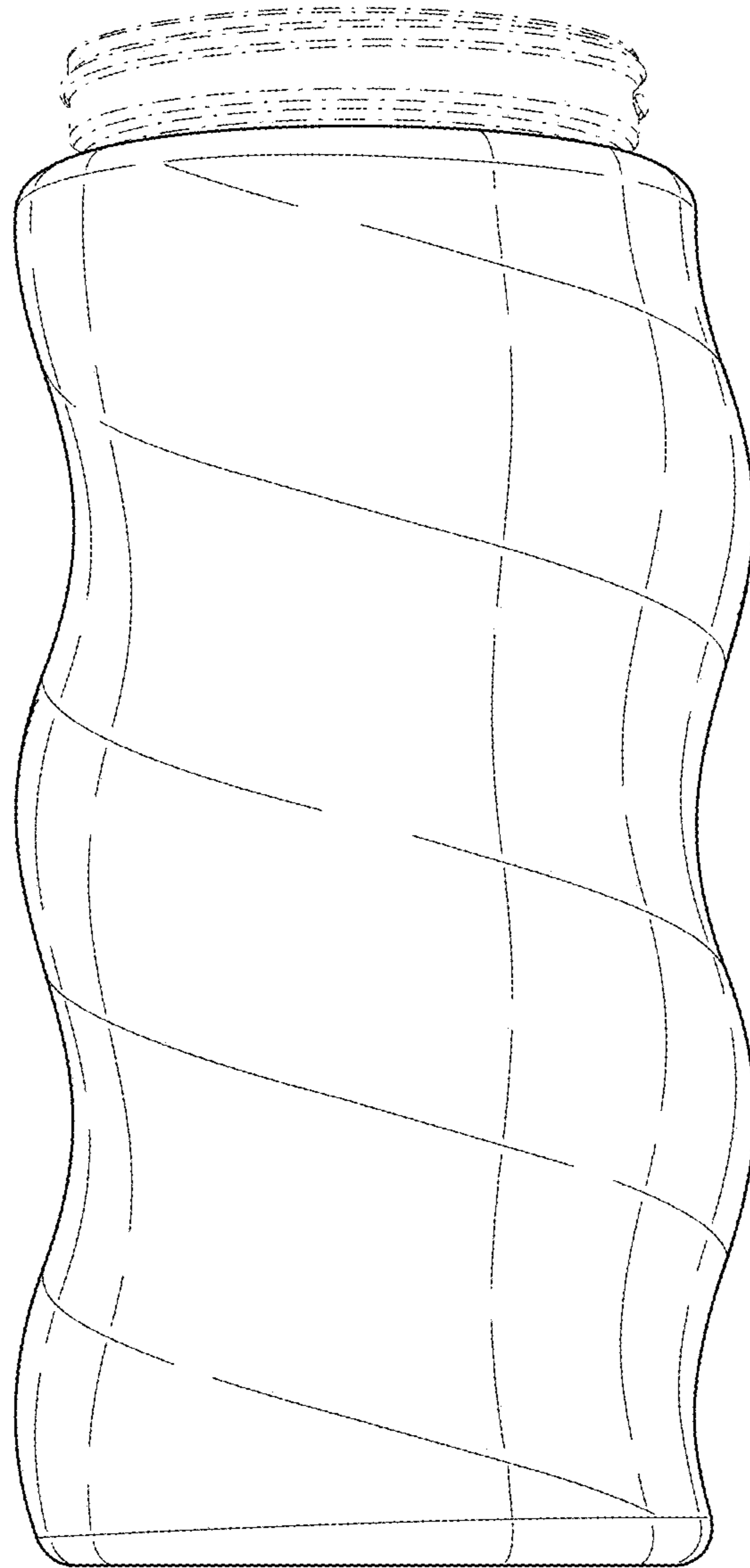


FIG. 6




FIG. 7

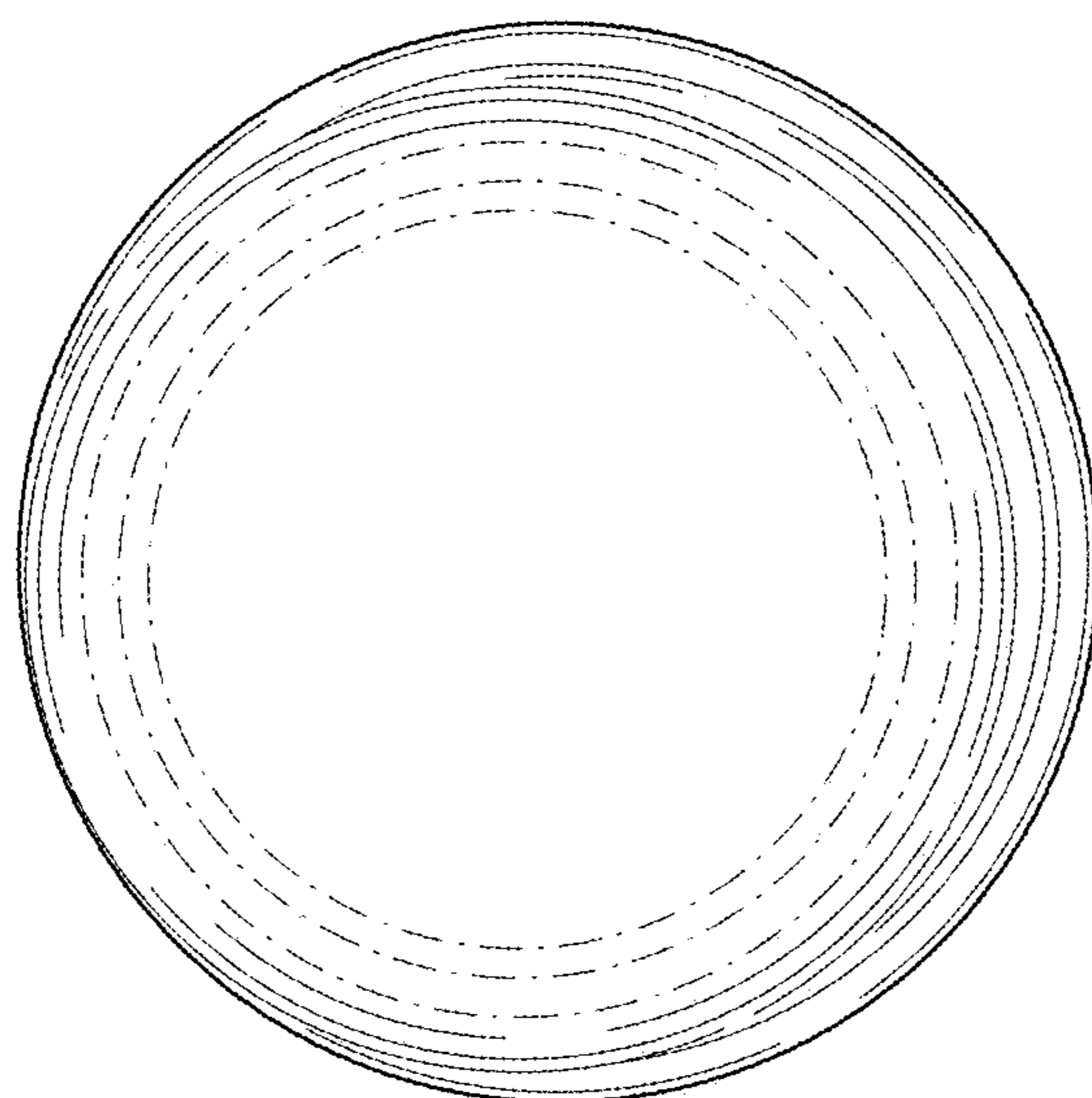


FIG. 8