



US00D946394S

(12) **United States Design Patent**  
**Rawal**

(10) **Patent No.:** **US D946,394 S**  
(45) **Date of Patent:** **\*\* Mar. 22, 2022**

- (54) **DRAFT STOPPER**
- (71) Applicant: **Katie Rawal**, Sydney (AU)
- (72) Inventor: **Katie Rawal**, Sydney (AU)
- (73) Assignee: **RAWAL IMPORTS PTY LTD**, Sydney (AU)
- (\*\*) Term: **15 Years**
- (21) Appl. No.: **29/695,671**
- (22) Filed: **Jun. 20, 2019**
- (51) **LOC (13) Cl.** ..... **08-09**
- (52) **U.S. Cl.**  
USPC ..... **D8/402**
- (58) **Field of Classification Search**  
USPC ..... D8/400-404, 499, 300, 315-316, 319,  
D8/320; D25/35, 39, 40, 42, 43, 44,  
D25/48.2, 58, 60, 61, 119-129, 132;  
D21/678, 679, 701, 808, 803; D6/601  
CPC ... E06B 1/70; E06B 3/28; E06B 7/098; E06B  
7/12; E06B 7/16; E06B 7/22; E06B  
7/2312  
See application file for complete search history.

(56) **References Cited**

**U.S. PATENT DOCUMENTS**

- D246,625 S \* 12/1977 Becker, III ..... D8/403
- D390,299 S \* 2/1998 Terry ..... D11/5
- D411,093 S \* 6/1999 Selig ..... D8/321
- D411,739 S \* 6/1999 Havens ..... D8/403
- D431,772 S \* 10/2000 Tsui ..... D8/403
- D462,588 S \* 9/2002 Kisby ..... D21/679
- D463,170 S \* 9/2002 Schultz ..... D6/707.24
- D505,611 S \* 5/2005 Daniel ..... D8/315
- D622,415 S \* 8/2010 Baccarini ..... D25/61
- D625,595 S \* 10/2010 Park ..... D8/402
- D625,596 S \* 10/2010 Park ..... D8/402
- 7,891,136 B1 \* 2/2011 Heroux ..... E06B 7/2316  
49/470
- D657,235 S \* 4/2012 Wang ..... D8/499

- D751,358 S \* 3/2016 Douglas ..... D8/14
  - D754,246 S \* 4/2016 Tang ..... D17/20
  - D755,988 S \* 5/2016 Walker ..... D25/38.1
  - D796,312 S \* 9/2017 Zappone ..... D8/403
- (Continued)

**OTHER PUBLICATIONS**

DECOREALM Heavy Duty Door Draft Stopper and Blocker, Date Visited: Apr. 22, 2021, Amazon.com, Date Available: Nov. 24, 2018, <https://www.amazon.com/Under-Window-Draft-Blocker-Stopper/dp/B07BHJT7ZW> (Year: 2018).\*

*Primary Examiner* — Susan Bennett Hattan  
*Assistant Examiner* — Elizabeth S Ko  
(74) *Attorney, Agent, or Firm* — White-Welker & Welker, LLC; Matthew T. Welker, Esq.

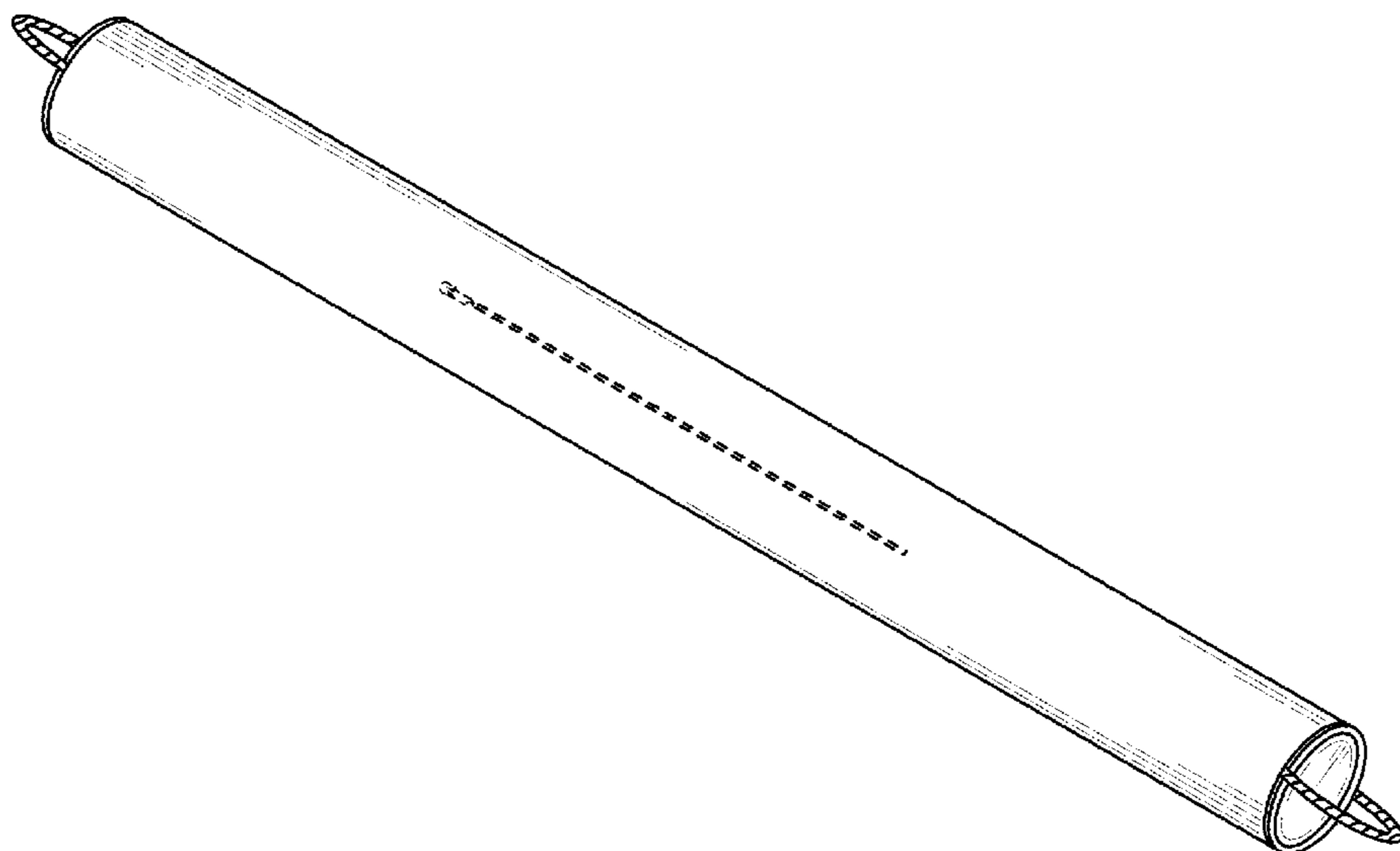
(57) **CLAIM**

The ornamental design for a draft stopper, as shown and described.

**DESCRIPTION**

FIG. 1 is a perspective view of the draft stopper of the present invention.  
FIG. 2 is a top plan view of the draft stopper of the present invention.  
FIG. 3 is a bottom plan view of the draft stopper of the present invention.  
FIG. 4 is a left side plan view of the draft stopper of the present invention.  
FIG. 5 is a right side plan view of the draft stopper of the present invention.  
FIG. 6 is a front end plan view of the draft stopper of the present invention; and,  
FIG. 7 is a back end plan view of the draft stopper of the present invention.  
Any broken/dashed lines are environmental and form no part of the claimed design.

**1 Claim, 6 Drawing Sheets**



(56)

**References Cited**

U.S. PATENT DOCUMENTS

D801,798	S	*	11/2017	Teng	.....	D8/403
D802,411	S	*	11/2017	Teng	.....	D8/403
D846,912	S	*	4/2019	Jensen	.....	D6/601
D864,706	S	*	10/2019	Haworth	.....	D8/499
D916,322	S	*	4/2021	Miller	.....	D25/61
2011/0030281	A1	*	2/2011	Vulpitta	.....	E06B 7/2316 49/490.1
2013/0333294	A1	*	12/2013	Vulpitta	.....	E06B 7/26 49/468
2016/0186483	A1	*	6/2016	Kroeger	.....	E06B 7/2314 49/493.1

\* cited by examiner

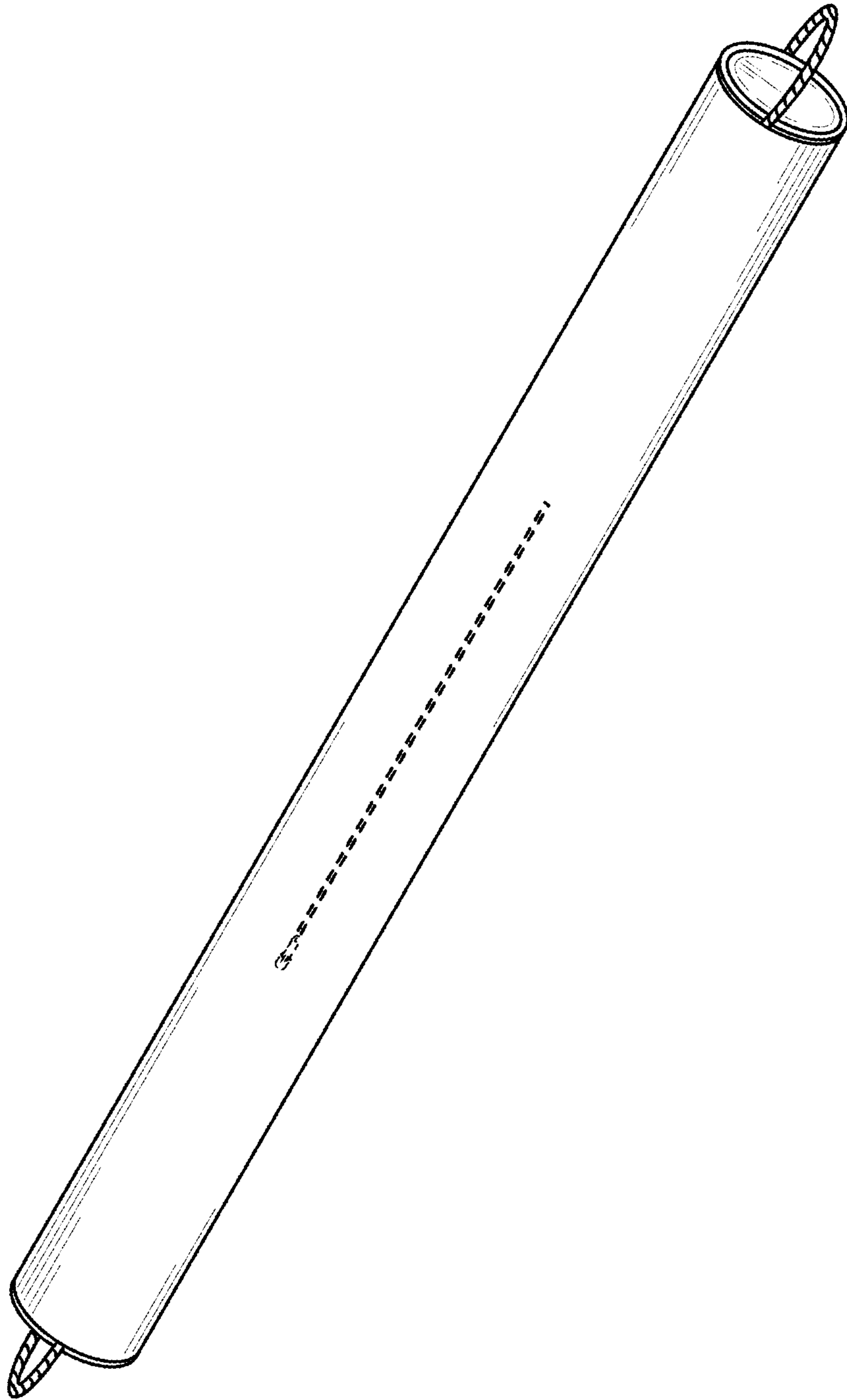


FIG. 1

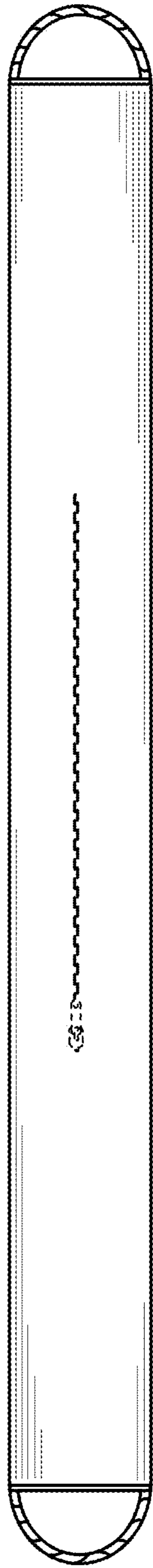


FIG. 2




FIG. 3




FIG. 4




FIG. 5

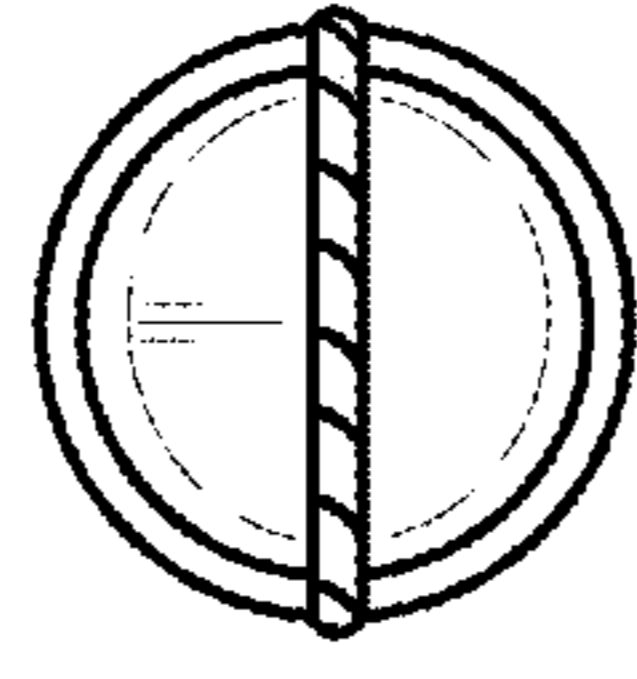


FIG. 7

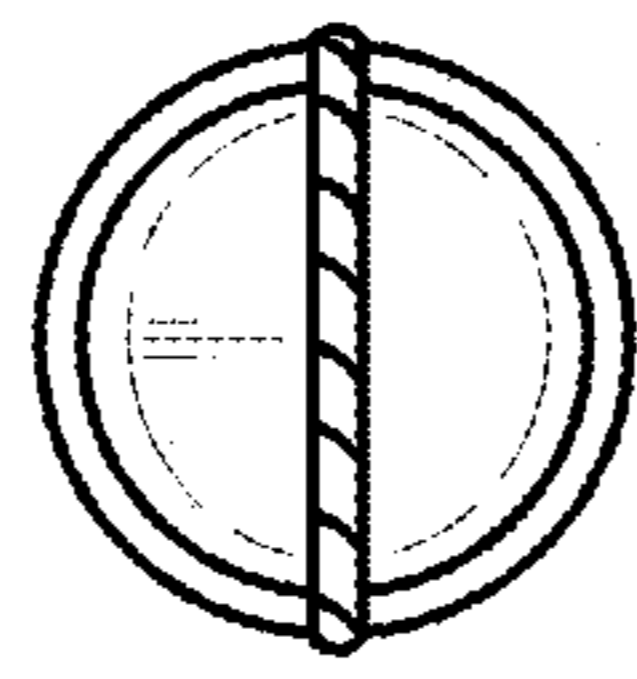


FIG. 6