



US00D946380S

(12) **United States Design Patent**
Raymond et al.

(10) **Patent No.:** **US D946,380 S**
(45) **Date of Patent:** **** Mar. 22, 2022**

- (54) **RECTANGULAR FLOOR GROMMET**
- (71) Applicant: **Raymond & Lae Engineering, Inc.**,
Fort Collins, CO (US)
- (72) Inventors: **Donald M. Raymond**, Fort Collins, CO
(US); **Jeremy D. Swanner**, Fort
Collins, CO (US); **Timothy L.**
Hirschenhofer, Fort Collins, CO (US);
James M. Schneider, Fort Collins, CO
(US)
- (73) Assignee: **RAYMOND & LAE ENGINEERING,**
INC., Fort Collins, CO (US)
- (**) Term: **15 Years**
- (21) Appl. No.: **29/718,184**
- (22) Filed: **Dec. 20, 2019**
- (51) **LOC (13) Cl.** **09-06**
- (52) **U.S. Cl.**
USPC **D8/356**
- (58) **Field of Classification Search**
USPC D8/356, 354, 349, 367, 394, 395, 396;
248/74.1, 74.2, 74.3, 74.4; 174/650
CPC . B65D 63/16; F16B 2/08; A44B 11/04; A44B
6/00; F16G 11/14; B60R 22/24; H02G
3/22; E04F 15/02405
See application file for complete search history.

- (56) **References Cited**
U.S. PATENT DOCUMENTS
D173,629 S * 12/1954 Schlage D8/353
3,066,372 A * 12/1962 Parker A01K 91/04
24/128
D257,321 S * 10/1980 Voorhees, Jr. D8/356
D313,340 S * 1/1991 Stathis D8/356
D334,921 S * 4/1993 Basara D14/447
D428,796 S * 8/2000 van Ochten D8/349

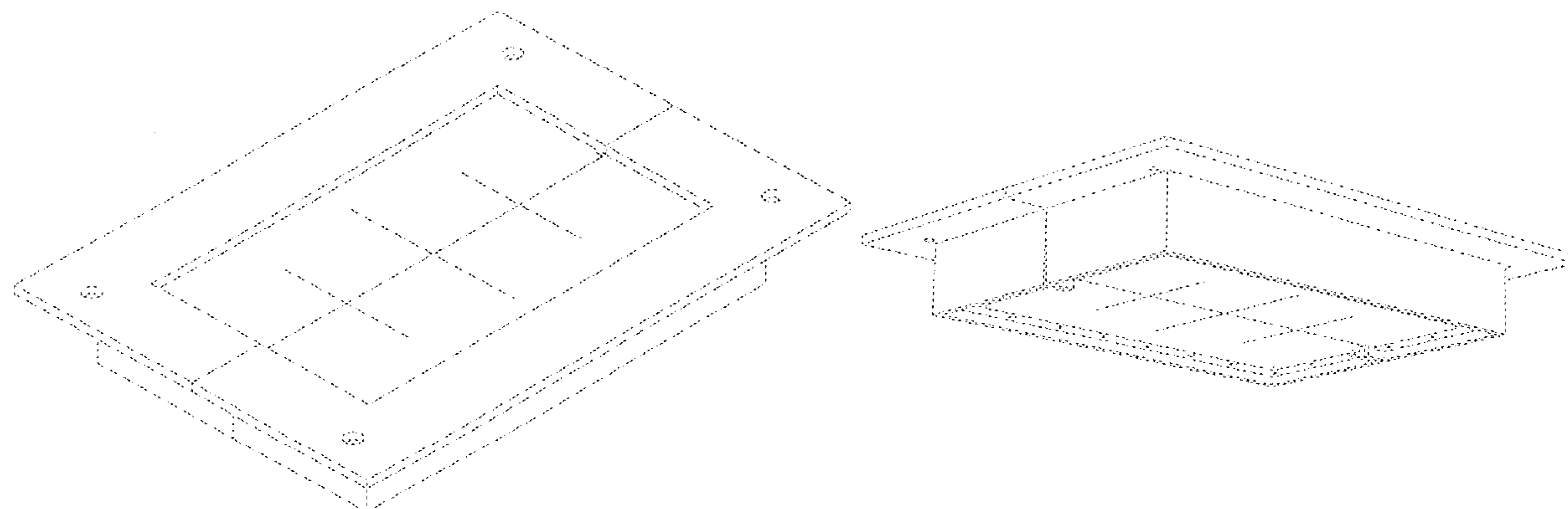
- D443,811 S * 6/2001 Tisbo D8/356
7,121,829 B2 * 10/2006 Day A61C 8/0087
433/163
D542,123 S * 5/2007 Symons D8/356
D559,660 S * 1/2008 DeCosta D8/356
D569,349 S * 5/2008 Preston D13/156
D569,711 S * 5/2008 Young, IV D13/154
D571,641 S * 6/2008 Sempliner D8/356
D579,762 S * 11/2008 Sempliner D8/356
7,507,912 B1 * 3/2009 Sempliner H02G 3/185
16/2.1
D631,730 S * 2/2011 Skillman B65H 75/143
D8/356
8,347,906 B1 * 1/2013 Ismert E03F 5/0407
137/15.01
8,357,853 B1 * 1/2013 Gretz H02G 3/14
174/67
D682,909 S * 5/2013 Kim D16/219
(Continued)

Primary Examiner — Cynthia R Underwood
(74) *Attorney, Agent, or Firm* — Cochran Freund &
Young LLC; William W. Cochran

(57) **CLAIM**
The ornamental design for a rectangular floor grommet, as
shown and described.

DESCRIPTION
FIG. 1 is a top isometric view of a rectangular floor grommet
showing my design.
FIG. 2 is a bottom isometric view of the rectangular floor
grommet.
FIG. 3 is a top view of the rectangular floor grommet.
FIG. 4 is a bottom view of the rectangular floor grommet
FIG. 5 is a front view of the rectangular floor grommet.
FIG. 6 is a back view of the rectangular floor grommet.
FIG. 7 is a left side view of the rectangular floor grommet;
and,
FIG. 8 is a right side view of the rectangular floor grommet.

1 Claim, 8 Drawing Sheets



(56)

References Cited

U.S. PATENT DOCUMENTS

D707,106 S * 6/2014 Crouse D8/356
D707,107 S * 6/2014 Crouse D8/356
8,791,376 B2 * 7/2014 Endt H02G 3/22
174/663
8,969,741 B2 * 3/2015 Aldrich H02G 3/083
174/653
D731,555 S * 6/2015 Lee D15/5
D735,020 S * 7/2015 Bradford D8/356
D736,833 S * 8/2015 Lee D15/5
9,109,357 B2 * 8/2015 Moreno E01D 19/04
D752,339 S * 3/2016 Hoover D3/23
D754,078 S * 4/2016 Baldwin D13/156
9,326,428 B2 * 4/2016 Reynolds F24F 13/068
D758,836 S * 6/2016 Symons D8/383
9,593,492 B2 * 3/2017 Ohshima H02G 3/185
D803,666 S * 11/2017 Morley D8/356
D813,015 S * 3/2018 O'Brien D8/356
D814,273 S * 4/2018 Karpanty D8/356
D831,468 S * 10/2018 Morley D8/356
D841,443 S * 2/2019 Foster, II D8/360.1
10,573,436 B2 * 2/2020 Coyle H01B 17/30
D889,936 S * 7/2020 DeCosta D8/353
10,969,037 B2 * 4/2021 Vaughn F16L 5/00
D924,813 S * 7/2021 Bailey D13/155
11,056,869 B2 * 7/2021 Ferderer H02G 3/088
D926,707 S * 8/2021 Campos D13/155
11,088,525 B2 * 8/2021 Nakamura H01M 50/20
11,097,673 B2 * 8/2021 Yokoyama H02G 3/22
2008/0115955 A1 * 5/2008 Gorin H02G 3/085
174/66

* cited by examiner

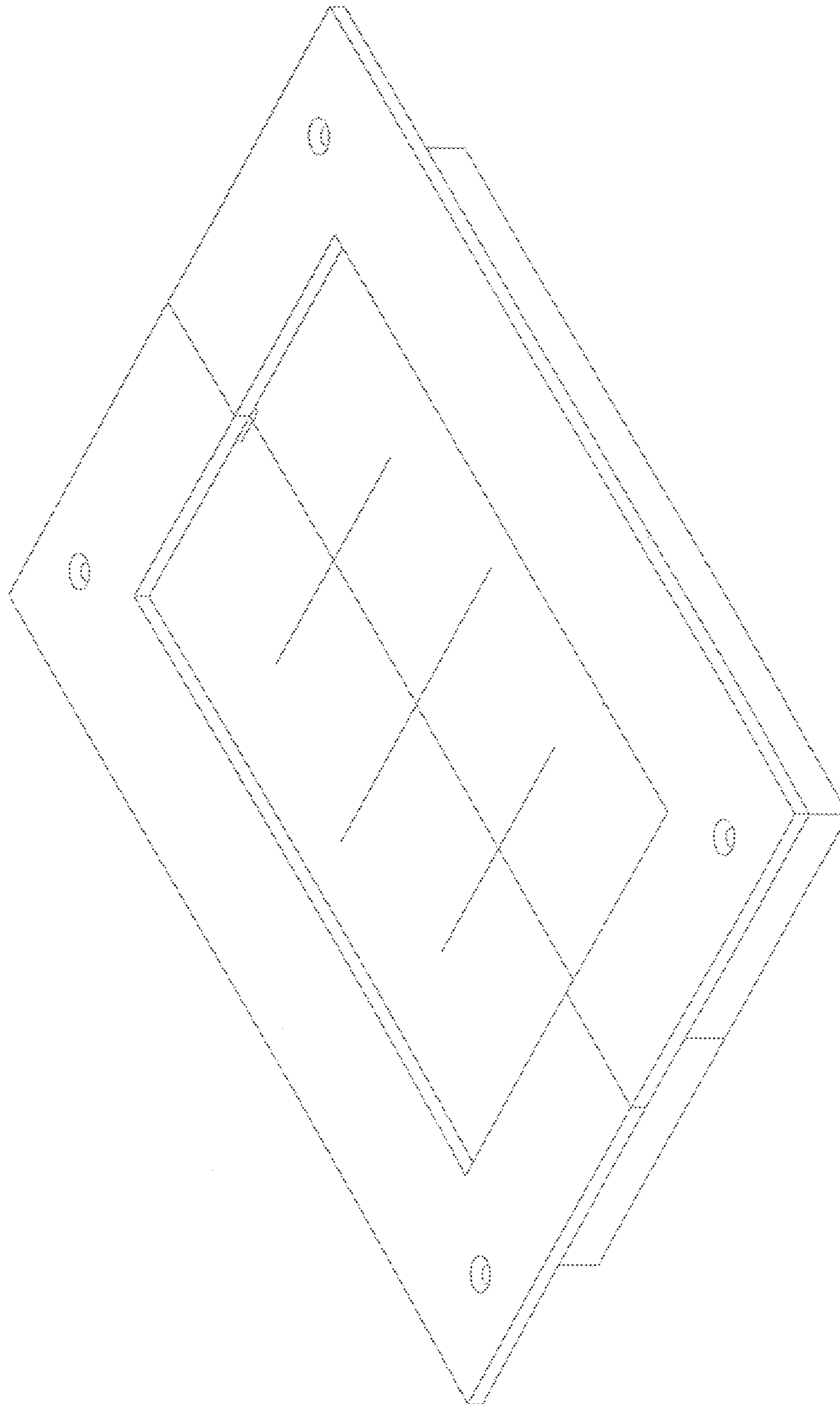


FIG. 1

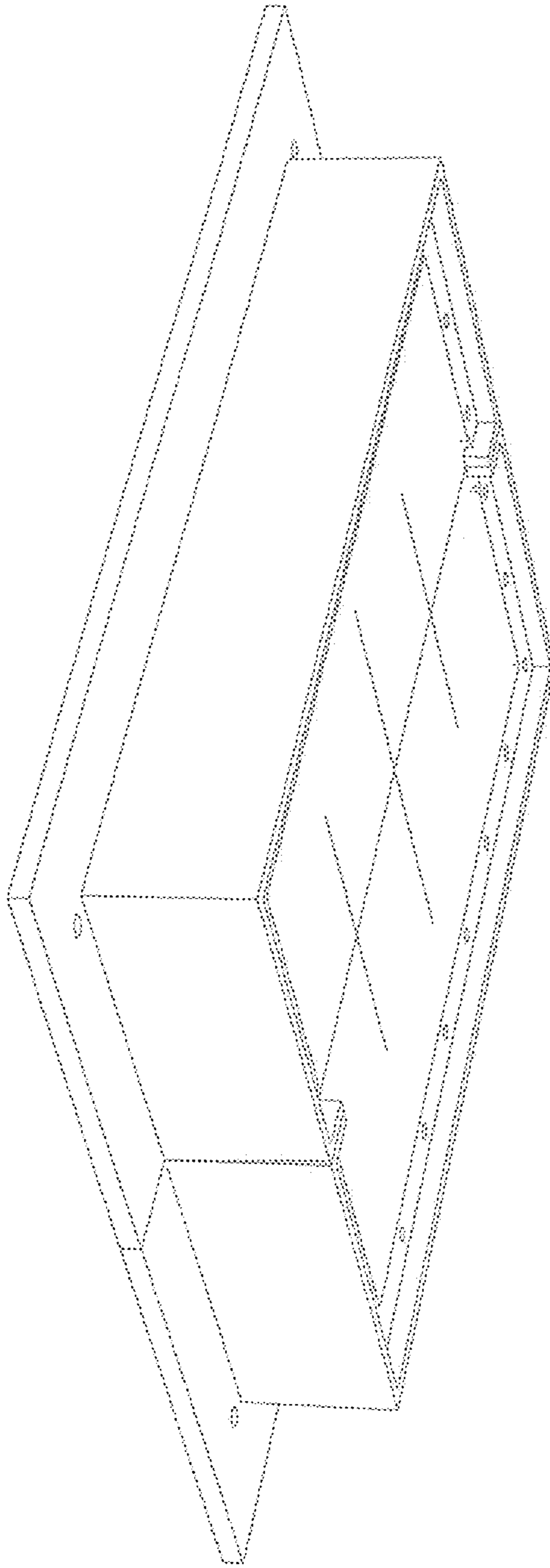


FIG. 2

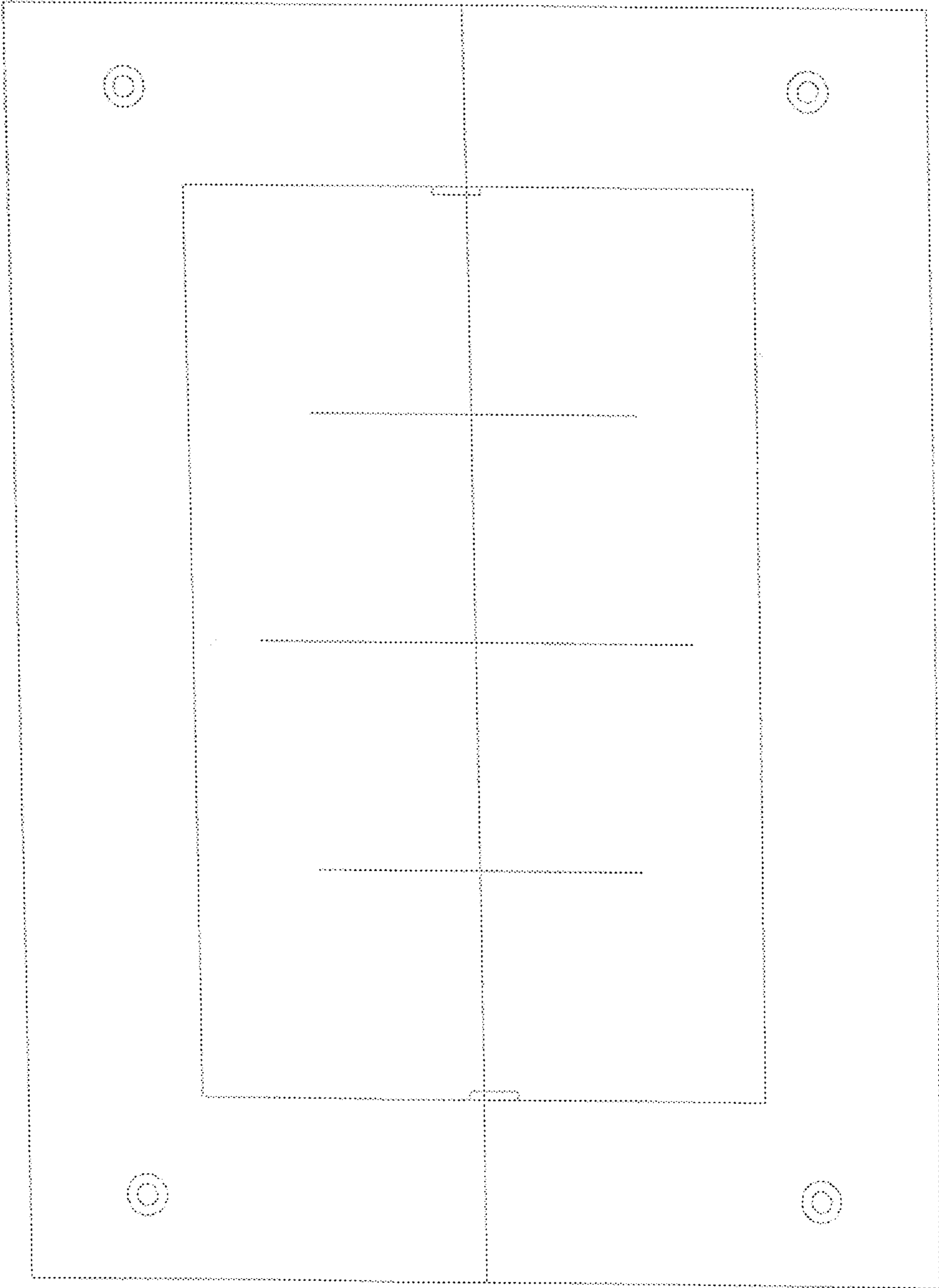


FIG. 3

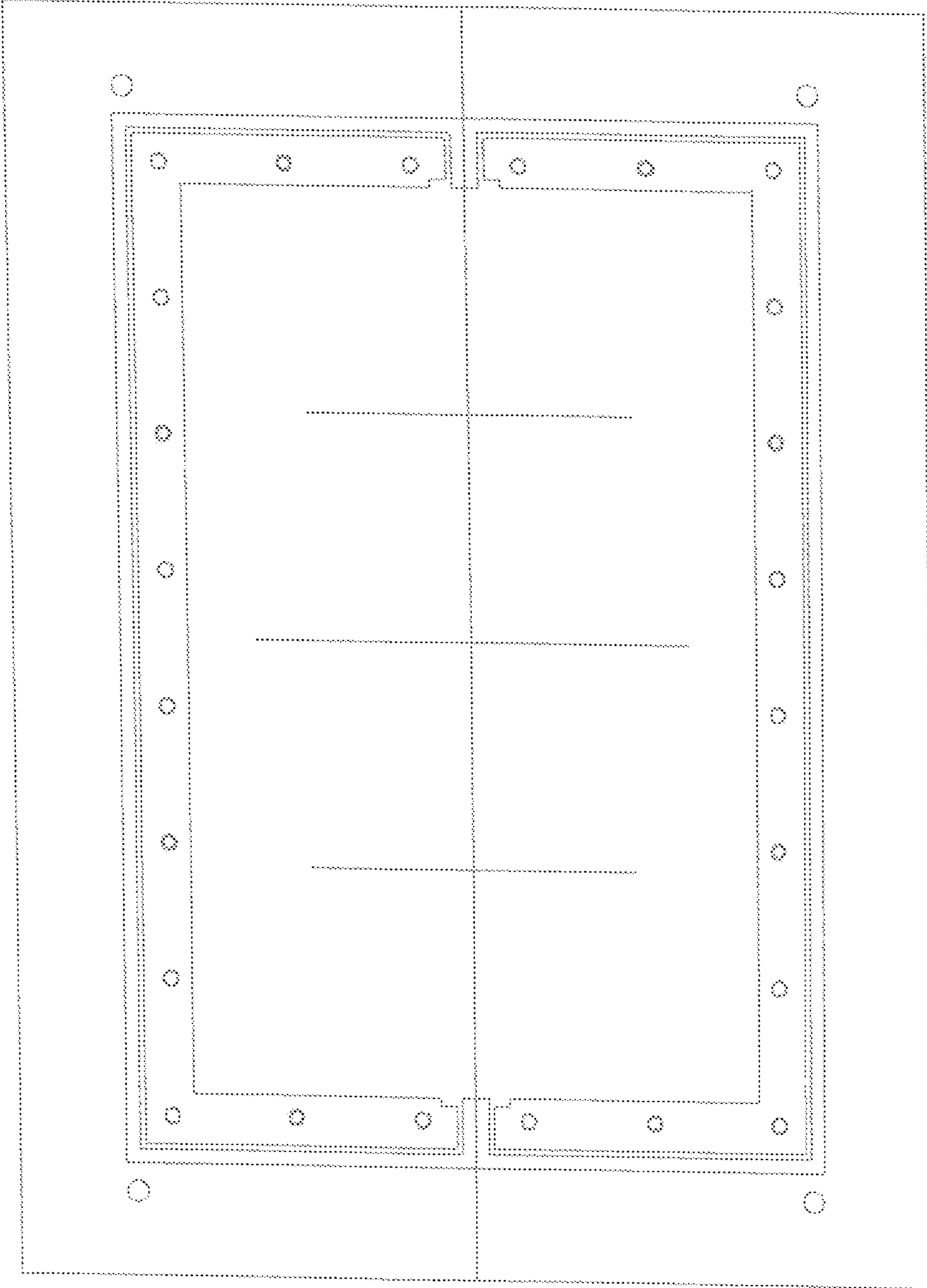


FIG. 4




Fig. 5




Fig. 6




Fig. 7




Fig. 8