

US00D946369S

(12) **United States Design Patent**
Hong

(10) **Patent No.:** **US D946,369 S**
(45) **Date of Patent:** **** Mar. 22, 2022**

- (54) **RIVET NUT TOOL**
- (71) Applicant: **SHENZHEN XINHENGMAO ELECTRONIC COMMERCE CO., LTD.**, Shenzhen (CN)
- (72) Inventor: **Yuqing Hong**, Shenzhen (CN)
- (73) Assignee: **SHENZHEN XINHENGMAO ELECTRONIC COMMERCE CO., LTD.**, Shenzhen (CN)
- (**) Term: **15 Years**
- (21) Appl. No.: **29/771,243**
- (22) Filed: **Feb. 22, 2021**
- (51) **LOC (13) Cl.** **08-05**
- (52) **U.S. Cl.**
USPC **D8/51**
- (58) **Field of Classification Search**
USPC D8/51, 52, 54, 55, 56, 58
CPC B21J 15/383; B21J 15/386; B21J 15/043;
B21J 15/105
See application file for complete search history.

9,162,278 B2 * 10/2015 Ko B21J 15/386
 D752,936 S 4/2016 King et al.
 9,387,531 B1 * 7/2016 Liu B21J 15/10
 9,566,640 B1 * 2/2017 Yuan B21J 15/386

OTHER PUBLICATIONS

“WETOLS 16” Rivet Nut Tool, Professional Riven Nut Tool Kit with 11 Metric & Inch Mandrels M3 M4 M5 M6 M8 M10 M12, 10-24, 1/4-20, 5/16-18, 3/8-16, 110pcs Rivnuts and Blow Carry Case—WE-889” product listing, Amazon.com. Listed as first available for sale on Nov. 13, 2020. Accessed Dec. 4, 2021 at https://www.amazon.com/WETOLS-Professional-Metric-Mandrels-Rivnuts/dp/B08NDFZV6Z?ref_ast_sto_dp (Year: 2020).*

* cited by examiner

Primary Examiner — Deanna L Pratt

(57) **CLAIM**

The ornamental design for a rivet nut tool, as shown and described.

DESCRIPTION


FIG. 1 is a perspective view of a rivet nut tool showing my new design;
 FIG. 2 is a front elevational view thereof;
 FIG. 3 is a rear elevational view thereof;
 FIG. 4 is a left side elevational view thereof;
 FIG. 5 is a right side elevational view thereof;
 FIG. 6 is a top plan view thereof; and,
 FIG. 7 is a bottom plan view thereof.

1 Claim, 7 Drawing Sheets

(56) **References Cited**

U.S. PATENT DOCUMENTS

7,146,698 B2 * 12/2006 Kovar B21J 15/36
 29/243.527
 D707,519 S 6/2014 Masugata
 9,003,621 B2 * 4/2015 Ko B21J 15/386
 29/243.527






FIG. 1

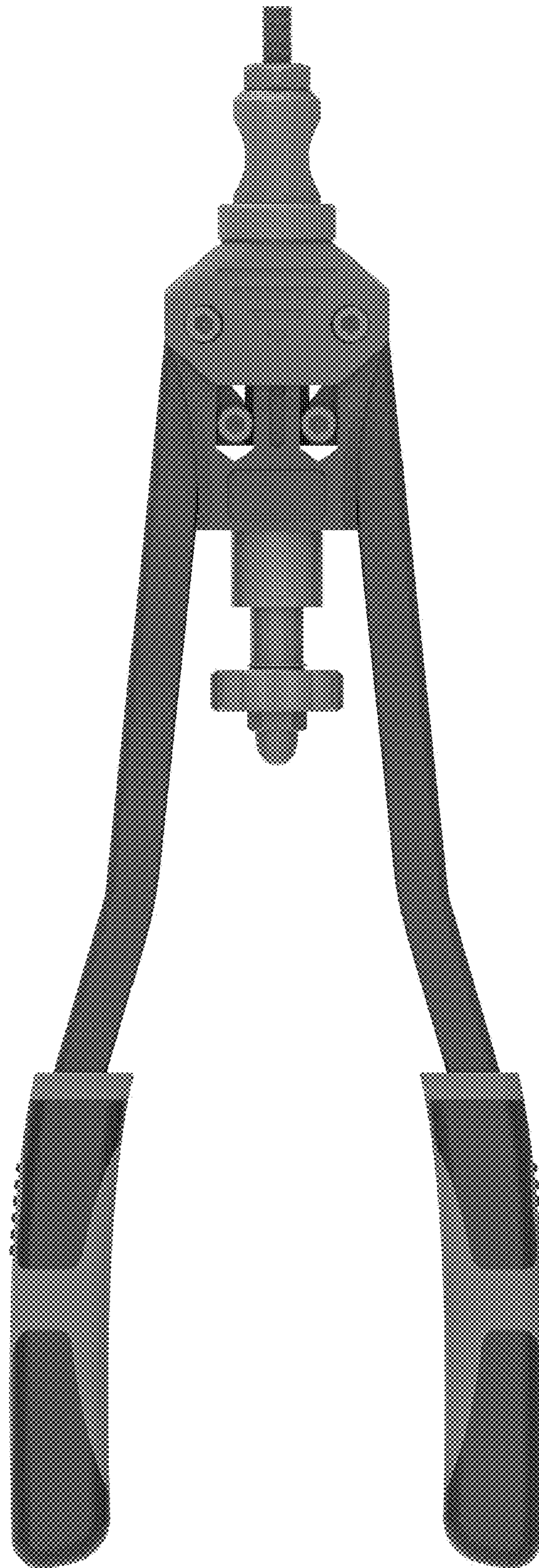


FIG. 2

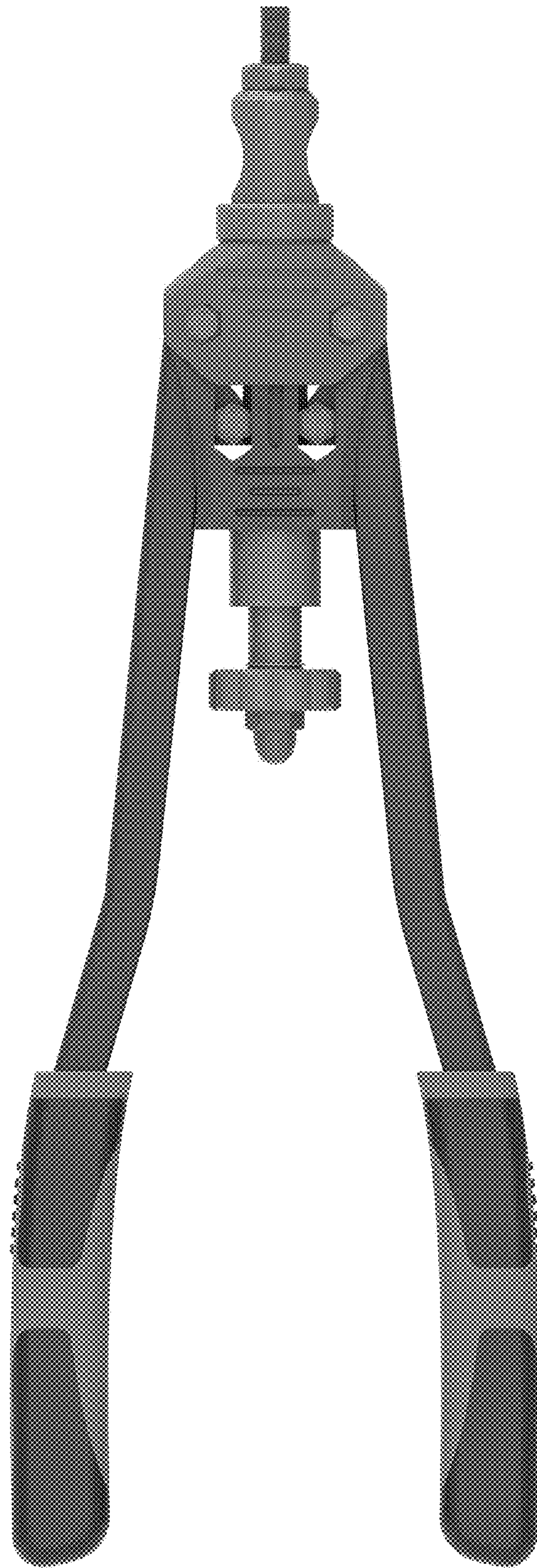


FIG. 3

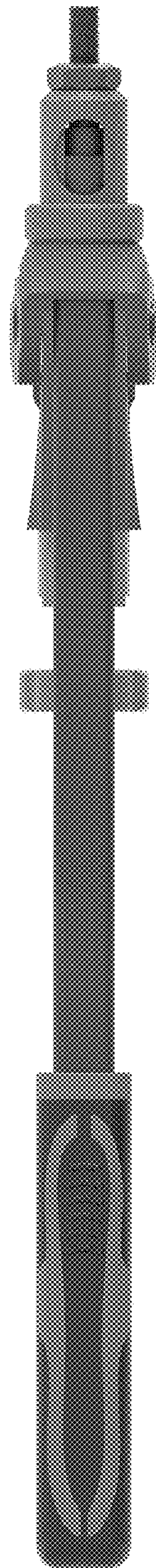


FIG. 4

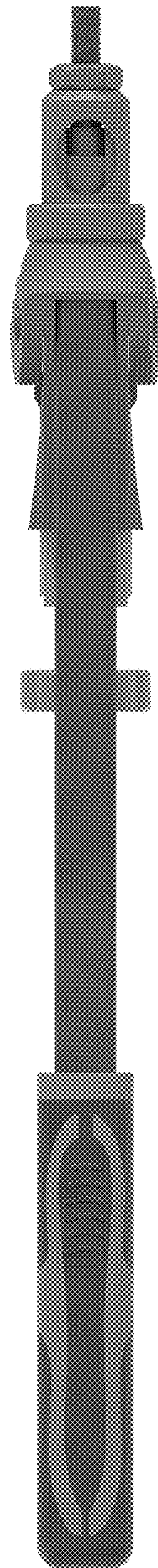


FIG. 5



FIG. 6




FIG. 7