



US00D946360S

(12) **United States Design Patent**
Spence

(10) **Patent No.:** **US D946,360 S**

(45) **Date of Patent:** **** Mar. 22, 2022**

(54) **PINEAPPLE KNIFE BLOCK**
(71) Applicant: **Jerry Spence**, Rock Hill, SC (US)
(72) Inventor: **Jerry Spence**, Rock Hill, SC (US)

(**) Term: **15 Years**

(21) Appl. No.: **29/737,422**

(22) Filed: **Jun. 9, 2020**

(51) **LOC (13) Cl.** **07-99**

(52) **U.S. Cl.**
USPC **D7/639**

(58) **Field of Classification Search**
USPC D3/220, 273, 295, 313, 315, 905;
D7/213, 612, 613, 623, 637, 639, 649,
D7/641, 651, 654; D8/35, 38, 63, 71, 91
CPC A47B 88/90; A47G 21/14; A47J 47/16;
B24D 15/084; B25H 3/04
See application file for complete search history.

(56) **References Cited**

U.S. PATENT DOCUMENTS

D309,407 S	7/1990	May	
5,245,756 A	9/1993	Howell	
D412,426 S *	8/1999	Prissberg	D7/651
D412,427 S *	8/1999	Prissberg	D7/651
D412,647 S *	8/1999	Prissberg	D7/651
D412,812 S *	8/1999	Prissberg	D7/651
D419,396 S *	1/2000	Prissberg	D7/651
D423,298 S *	4/2000	Hansen	D7/606
D424,882 S *	5/2000	Santiago	D7/594
6,375,016 B1	4/2002	Stuchlik, III	
D488,677 S	4/2004	Reichenbach	
6,854,186 B2	2/2005	Basden	
6,920,987 B2	7/2005	Siegel	
D593,418 S *	6/2009	Lo	D9/451
D604,566 S *	11/2009	Mazzanti	D7/637

D605,472 S *	12/2009	Iannello	D7/639
7,631,772 B2	12/2009	Lafleur	
D743,743 S *	11/2015	Sanbar	D7/518
D768,440 S *	10/2016	Pickering	D7/518
D782,323 S *	3/2017	Sezanayev	B65D 21/0217 D9/645
D836,455 S *	12/2018	Gillespie	D9/645
D869,891 S *	12/2019	Follett	D7/301
D912,308 S *	3/2021	Chen	D27/119
2004/0031159 A1 *	2/2004	Rosenberg	A47G 21/14 30/298.4

FOREIGN PATENT DOCUMENTS

GB 2466253 4/2004

* cited by examiner

Primary Examiner — Joseph Kukella
Assistant Examiner — Darryl J Dardenne

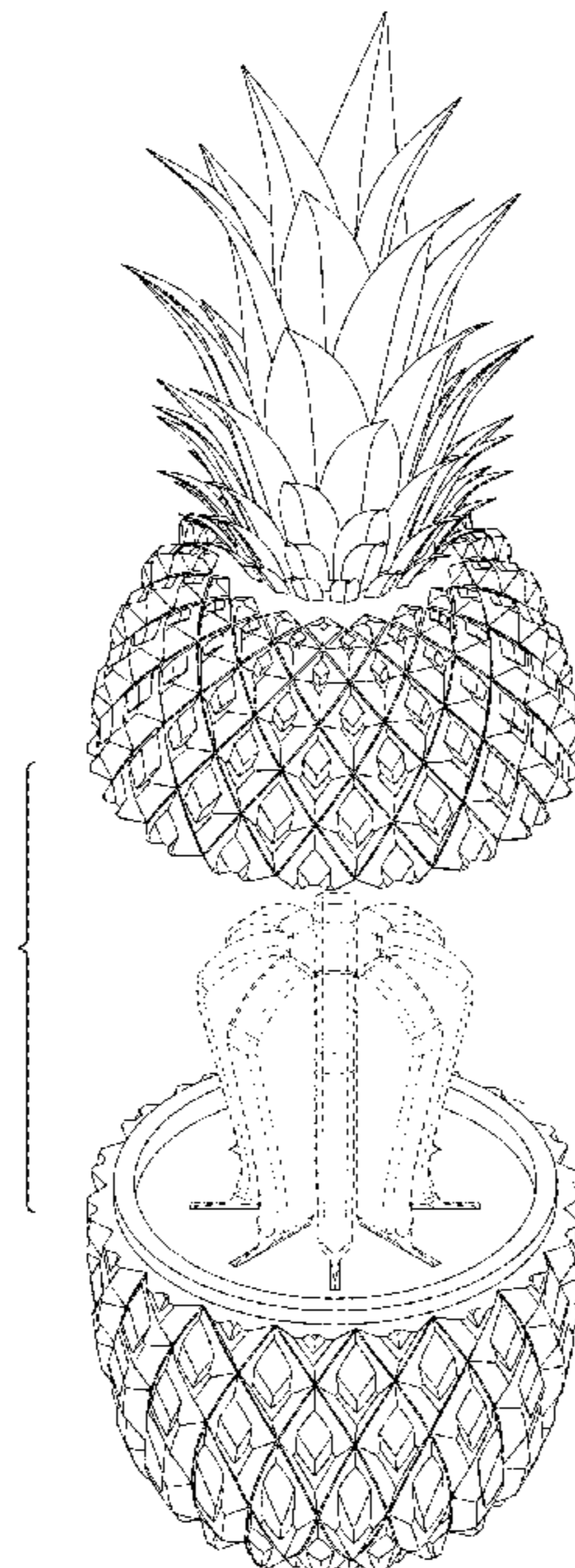
(57) **CLAIM**

I claim the ornamental design for a pineapple knife block, as shown and described.

DESCRIPTION

FIG. 1 is a front view of the pineapple knife block.
FIG. 2 is a rear view of the claimed design.
FIG. 3 is a left side view of the claimed design.
FIG. 4 is a right side view of the claimed design.
FIG. 5 is a top view of the claimed design.
FIG. 6 is a bottom view of the claimed design.
FIG. 7 is an exploded perspective view of the claimed design; and,
FIG. 8 is a perspective view of the claimed design.
The broken lines appearing on FIG. 7 of a set of knives are environmental matter forming no part of the claimed design.

1 Claim, 7 Drawing Sheets






FIG. 1




FIG. 2




FIG. 3




FIG. 4




FIG. 5




FIG. 6




FIG. 7




FIG. 8