



US00D946358S

(12) **United States Design Patent** (10) **Patent No.:** **US D946,358 S**
Spence (45) **Date of Patent:** **** Mar. 22, 2022**

(54) **COOKIE JAR KNIFE BLOCK** 6,854,186 B2 2/2005 Basden
6,920,987 B2 7/2005 Siegel
(71) Applicant: **Jerry Spence**, Rock Hill, SC (US) D604,566 S * 11/2009 Mazzanti D7/637
D605,472 S * 12/2009 Iannello D7/639
(72) Inventor: **Jerry Spence**, Rock Hill, SC (US) 7,631,772 B2 12/2009 Lafleur
2004/0031159 A1* 2/2004 Rosenberg A47G 21/14
30/298.4

(**) Term: **15 Years**

FOREIGN PATENT DOCUMENTS

(21) Appl. No.: **29/737,420**

GB 2466253 4/2004

(22) Filed: **Jun. 9, 2020**

* cited by examiner

(51) **LOC (13) Cl.** **07-99**

Primary Examiner — Joseph Kukella

(52) **U.S. Cl.**

Assistant Examiner — Darryl J Dardenne

USPC **D7/639**

(58) **Field of Classification Search**

(57) **CLAIM**

USPC D3/220, 273, 295, 313, 315, 905;
D7/213, 612, 613, 623, 637, 639, 649,
D7/641, 651, 654; D8/35, 38, 63, 71, 91
CPC A47B 88/90; A47G 21/14; A47J 47/16;
B24D 15/084; B25H 3/04
See application file for complete search history.

I claim the ornamental design for a cookie jar knife block,
as shown and described.

DESCRIPTION


(56) **References Cited**

U.S. PATENT DOCUMENTS

D309,407 S 7/1990 May
5,245,756 A 9/1993 Howell
D412,426 S * 8/1999 Prissberg D7/651
D412,647 S * 8/1999 Prissberg D7/651
D412,812 S * 8/1999 Prissberg A47G 21/14
D7/651
6,375,016 B1 4/2002 Stuchlik, III
D488,677 S 4/2004 Reichenbach

FIG. 1 is a front view of the cookie jar knife block.
FIG. 2 is a rear view of the claimed design.
FIG. 3 is a left side view of the claimed design.
FIG. 4 is a right side view of the claimed design.
FIG. 5 is a top view of the claimed design.
FIG. 6 is a bottom view of the claimed design.
FIG. 7 is an exploded perspective view of the claimed
design; and,
FIG. 8 is a perspective view of the claimed design.
The broken lines appearing on FIG. 7 of a set of knives are
environmental matter forming no part of the claimed design.

1 Claim, 8 Drawing Sheets






FIG. 1

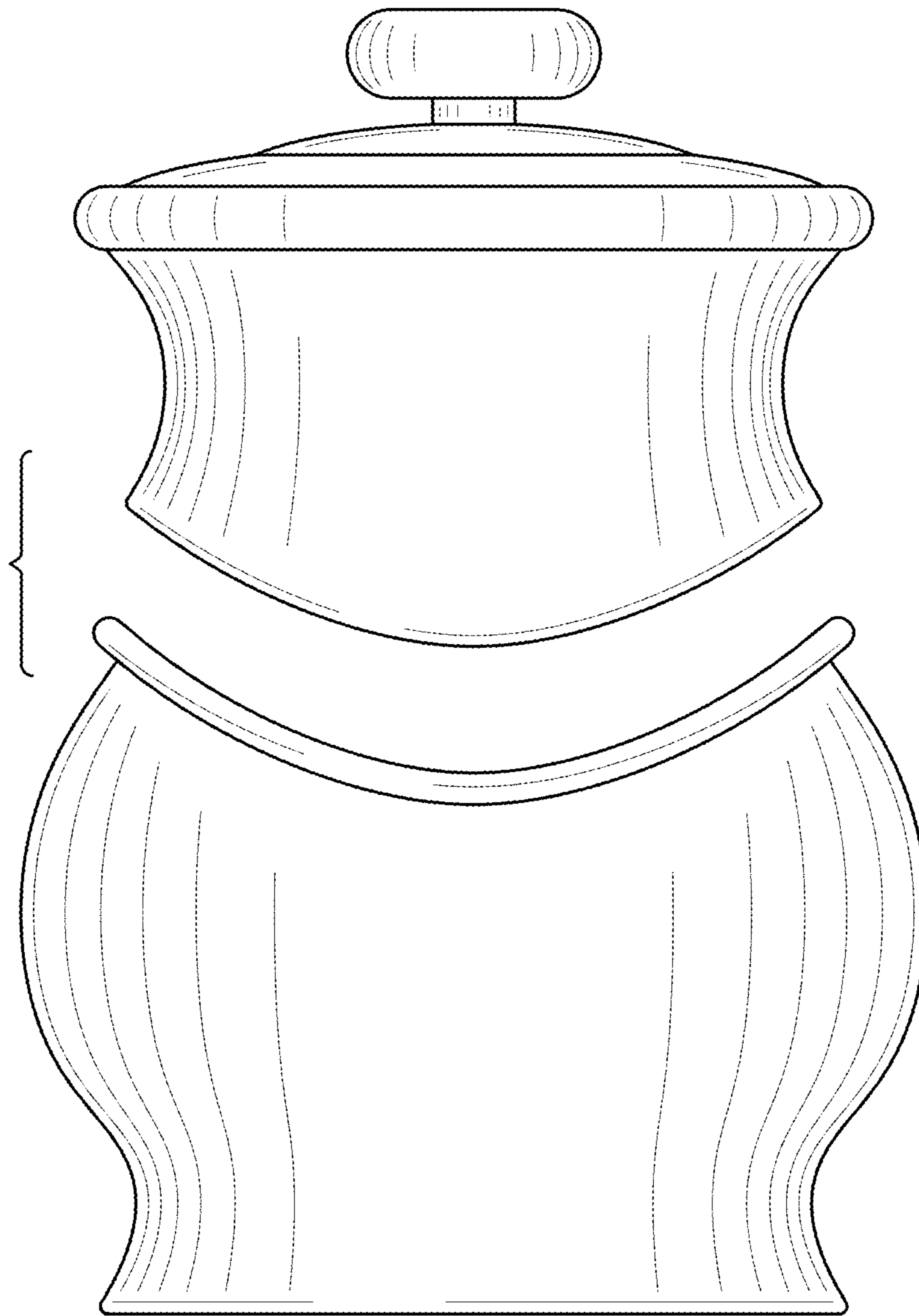


FIG. 2

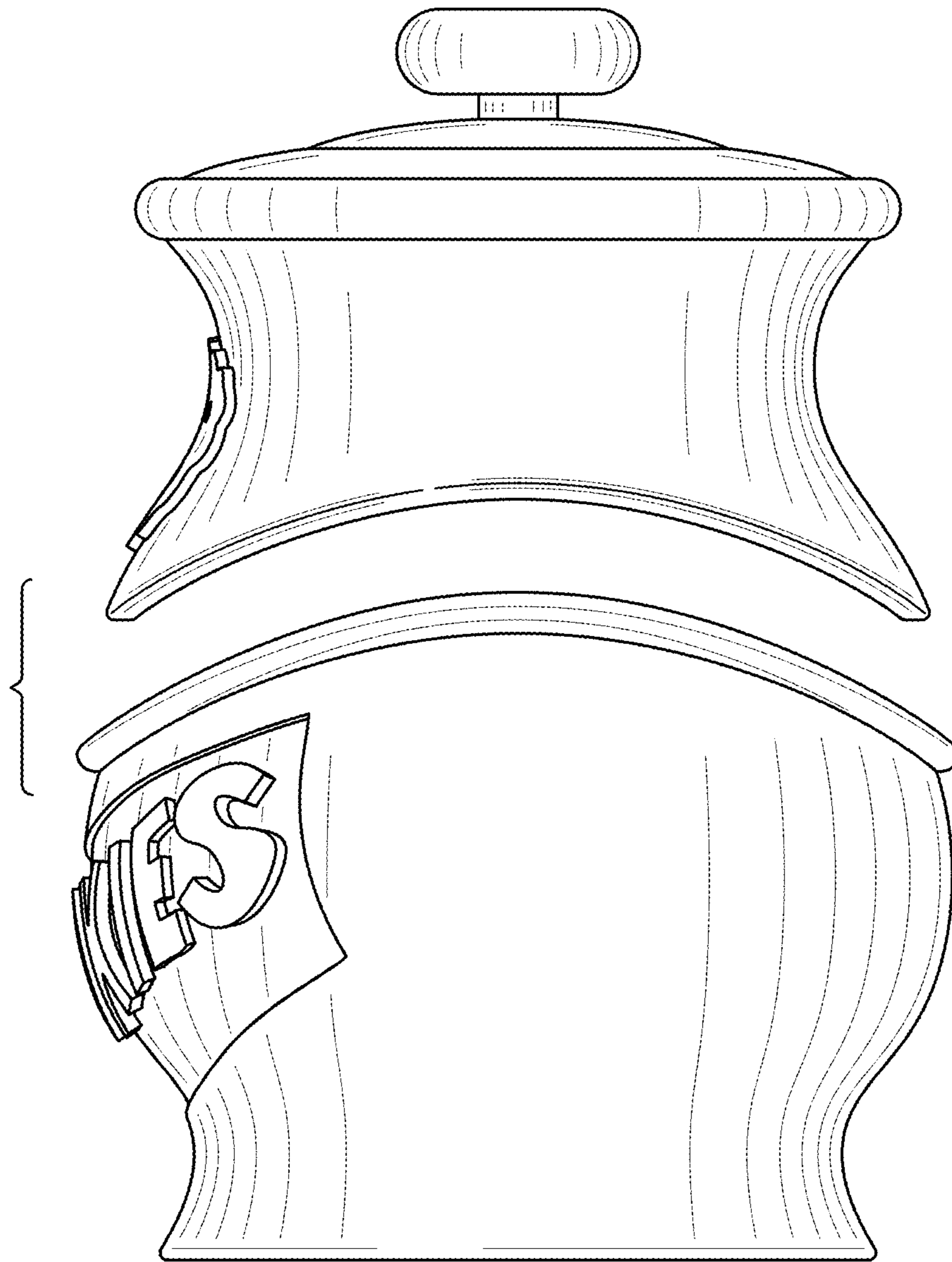


FIG. 3

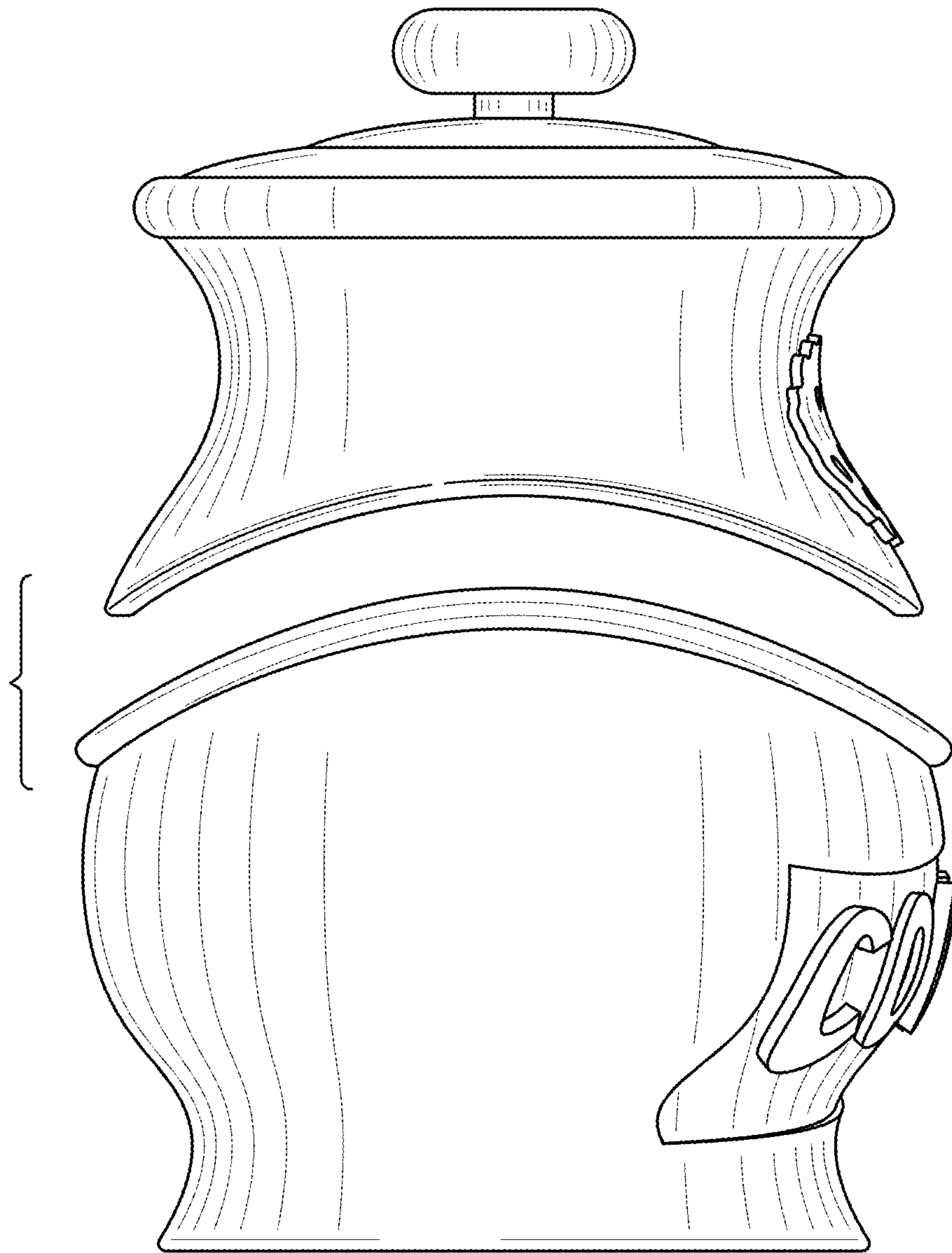


FIG. 4

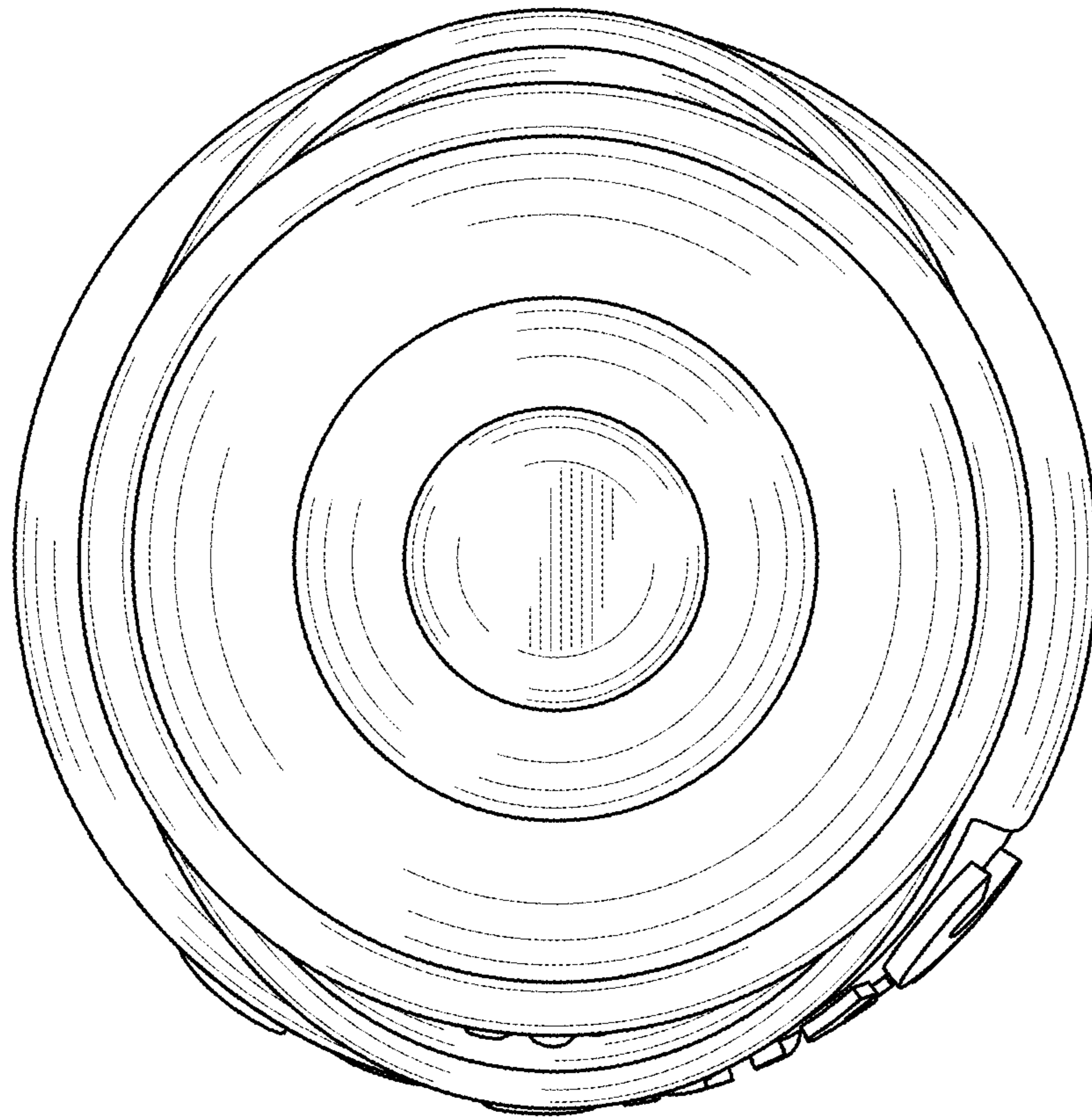


FIG. 5

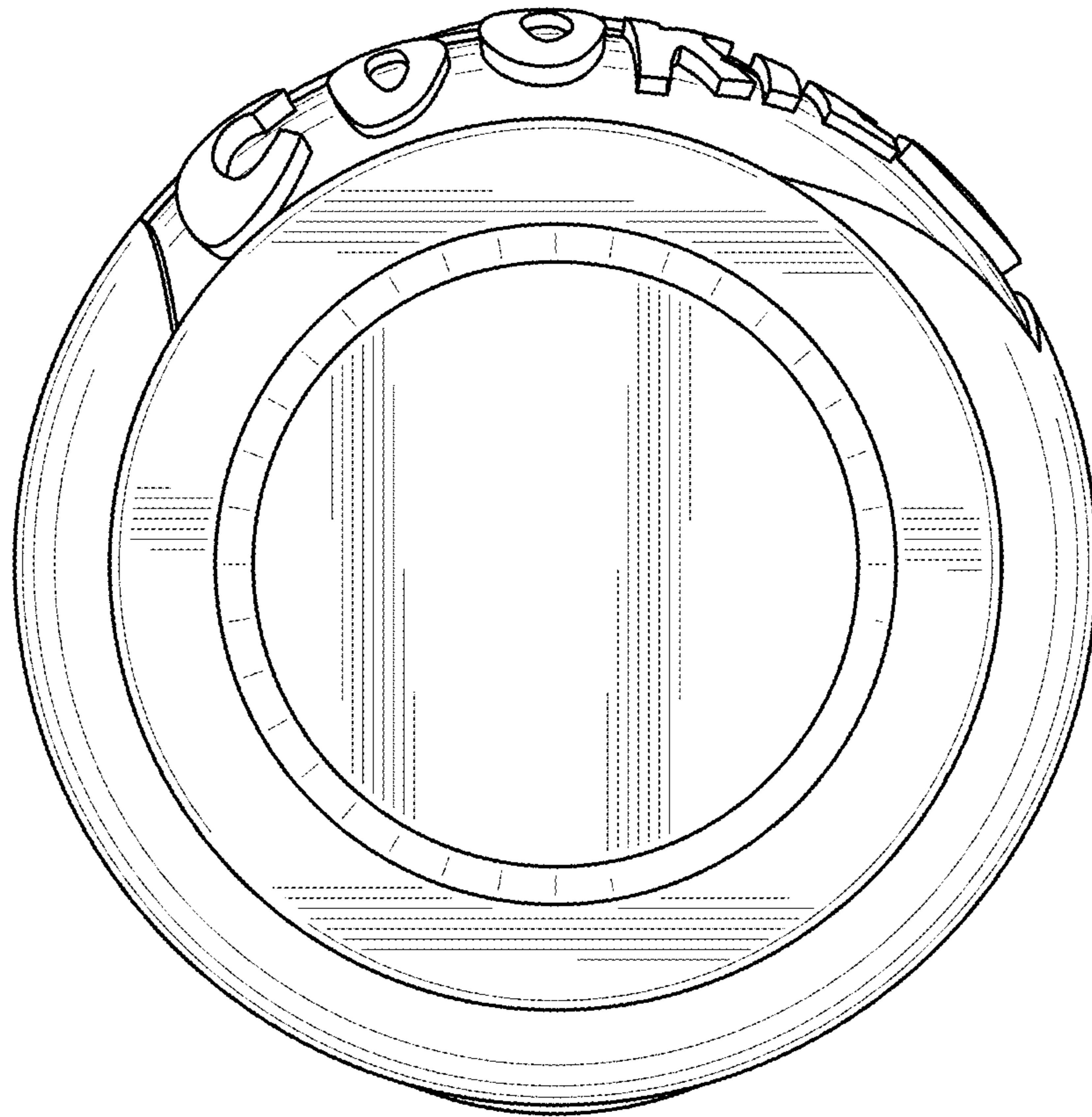


FIG. 6

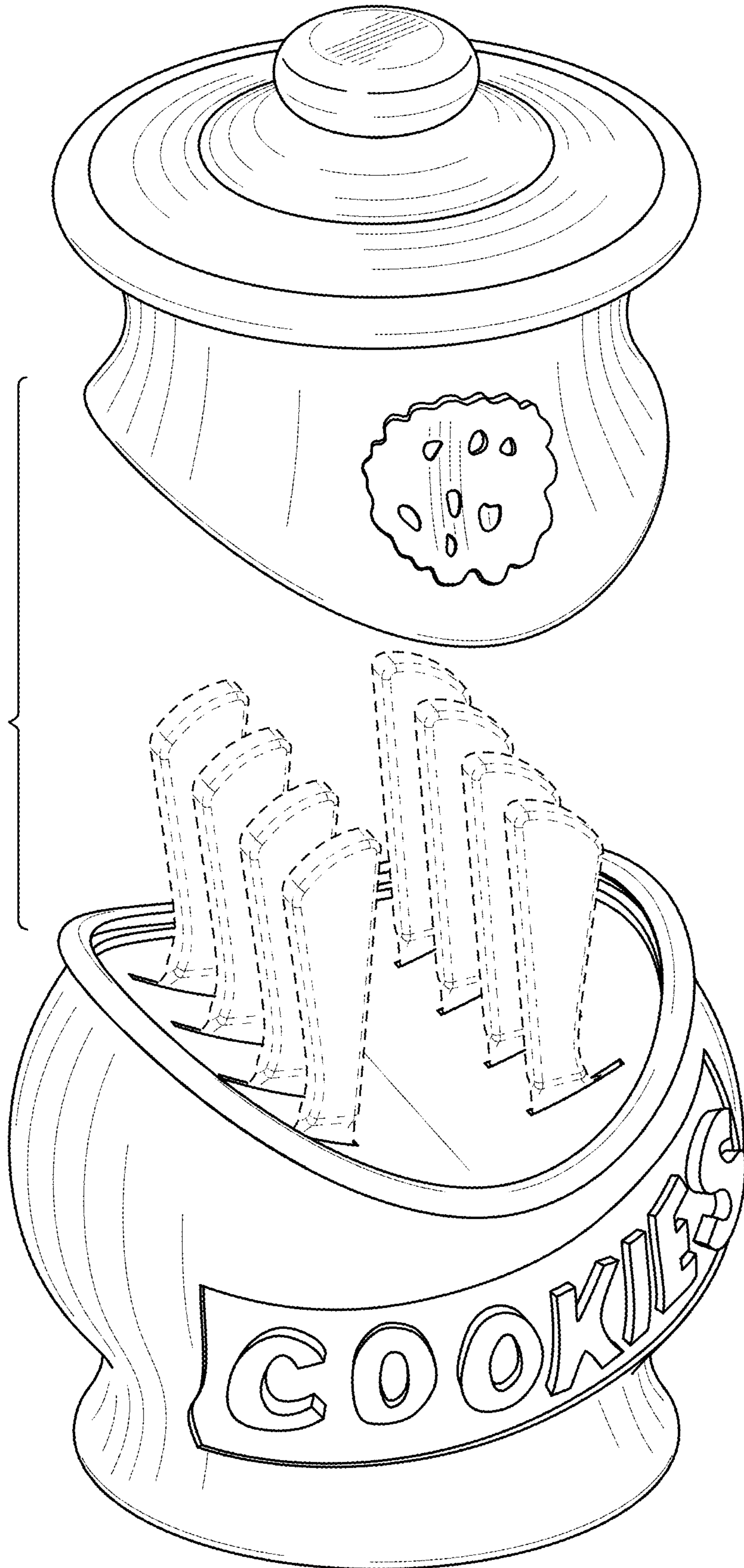


FIG. 7



FIG. 8