



US00D946357S

(12) **United States Design Patent**
Yang

(10) **Patent No.:** **US D946,357 S**

(45) **Date of Patent:** **** Mar. 22, 2022**

(54) **KNIFE BLOCK**

(71) Applicant: **Jincheng Yang**, Yicheng (CN)

(72) Inventor: **Jincheng Yang**, Yicheng (CN)

(**) Term: **15 Years**

(21) Appl. No.: **29/775,145**

(22) Filed: **Mar. 22, 2021**

(51) **LOC (13) Cl.** **07-99**

(52) **U.S. Cl.**
USPC **D7/637**

(58) **Field of Classification Search**
USPC D3/304, 306, 316; D6/566, 567, 573,
D6/574; D7/631, 635, 637-641; D19/75,
D19/81, 83-86, 90, 92
CPC A47B 88/00; A47B 88/20; A47G 21/14;
A47G 21/16; A47G 21/184; A47G 23/06;
A47G 29/087; A47J 45/02; A47J 47/16;
B65D 1/34; B65D 1/36
See application file for complete search history.

(56) **References Cited**

U.S. PATENT DOCUMENTS

D141,960 S * 8/1945 Glass D7/637
D272,024 S * 1/1984 Basaldua, Jr. D6/553

D331,863 S * 12/1992 Ancona D19/85
D414,086 S * 9/1999 Ancona D7/637
D482,245 S * 11/2003 Smekh D7/641
D564,304 S * 3/2008 Koscicki D7/637
D568,019 S * 4/2008 Joseph D32/55
D838,554 S 1/2019 Thompson et al.
D852,003 S 6/2019 Rusch
D886,554 S 6/2020 Dunne

* cited by examiner

Primary Examiner — Janice Patyk

(74) *Attorney, Agent, or Firm* — Jinggao Li


(57) **CLAIM**

The ornamental design for a knife block, as shown and described.

DESCRIPTION

FIG. 1 is a perspective view of a knife block showing my new design;
FIG. 2 is a front view thereof;
FIG. 3 is a rear view thereof;
FIG. 4 is a left side view thereof;
FIG. 5 is a right side view thereof;
FIG. 6 is a top plan view thereof; and,
FIG. 7 is a bottom plan view thereof.
The broken lines in the figures illustrate the portions of the knife block that form no part of the claimed design.

1 Claim, 7 Drawing Sheets






FIG. 1




FIG.2

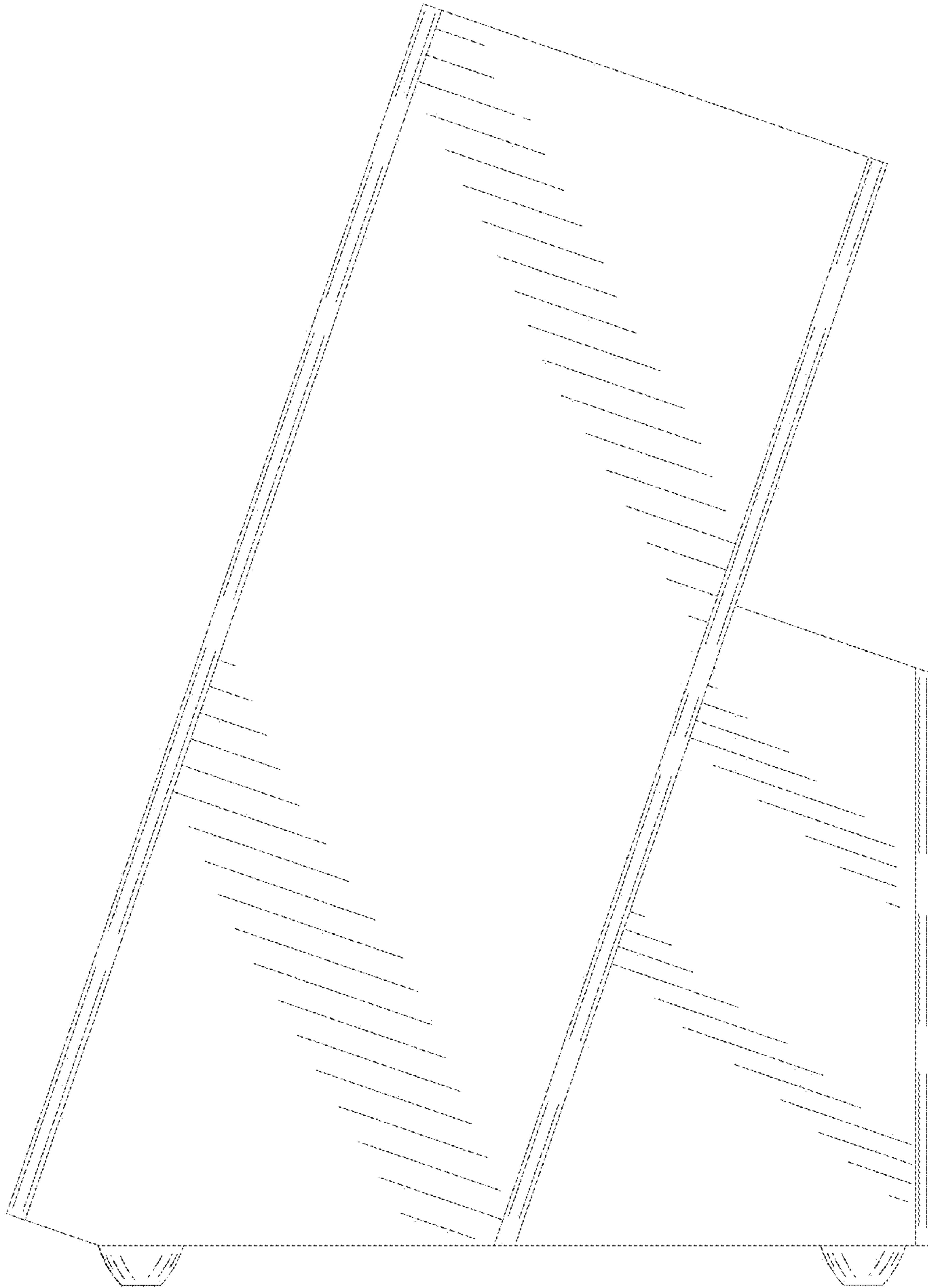


FIG. 3




FIG.4




FIG. 5




FIG.6

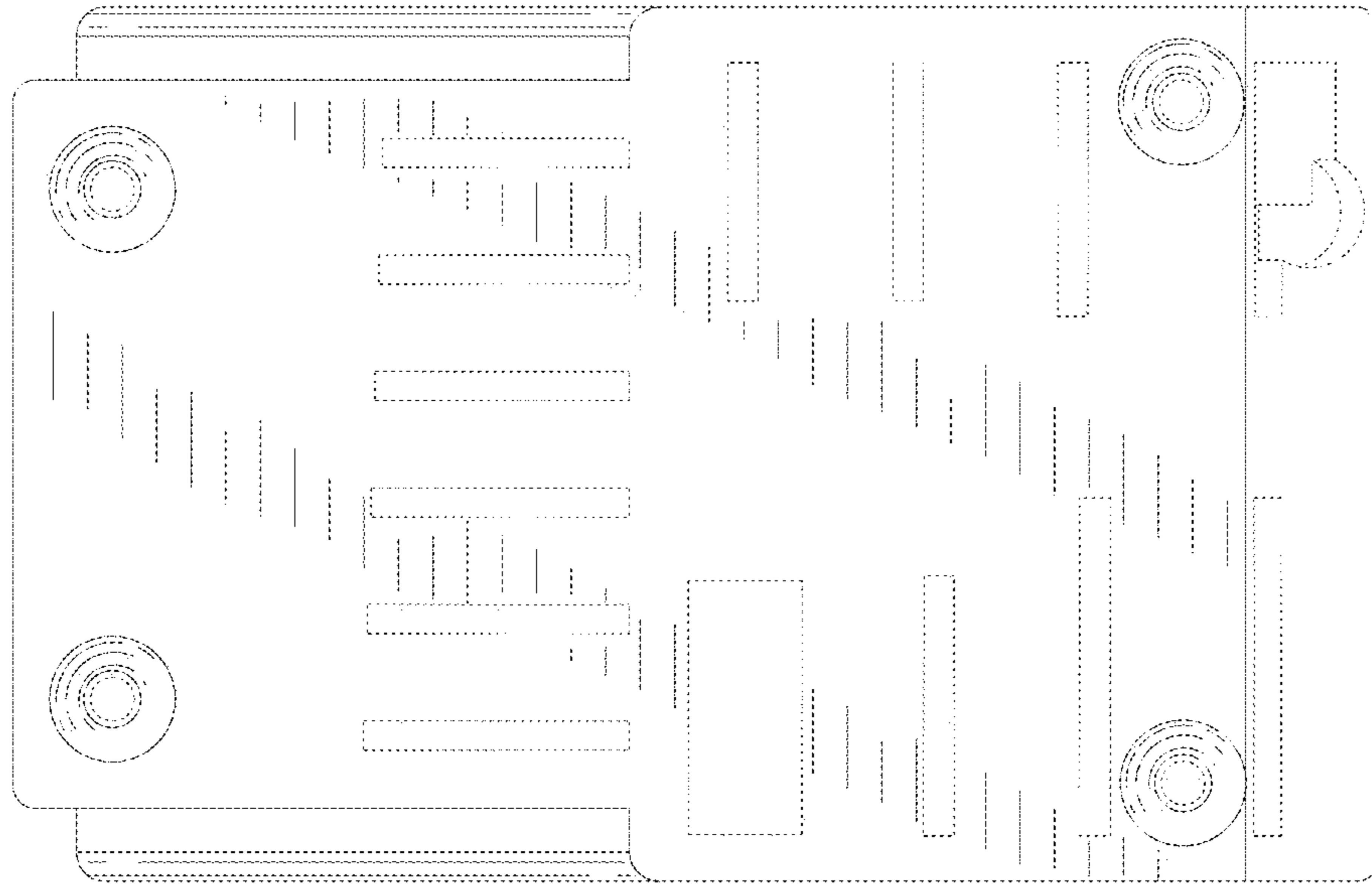


FIG. 7