



US00D946341S

(12) **United States Design Patent** (10) **Patent No.:** **US D946,341 S**  
**Rolph et al.** (45) **Date of Patent:** **\*\* Mar. 22, 2022**

(54) **PITCHER**  
(71) Applicant: **Lovevery, Inc.**, Boise, ID (US)  
(72) Inventors: **Jessica Thacher Crolick Rolph**, Boise, ID (US); **Philip J. Fouts**, Boise, ID (US); **Thomas Creason Rigby**, Boise, ID (US)  
(73) Assignee: **Lovevery, Inc.**, Boise, ID (US)  
(\*\*) Term: **15 Years**  
(21) Appl. No.: **29/689,631**  
(22) Filed: **Apr. 30, 2019**  
(51) **LOC (13) Cl.** ..... **07-01**  
(52) **U.S. Cl.**  
USPC ..... **D7/318**  
(58) **Field of Classification Search**  
USPC ..... D7/300, 301, 309, 310, 312, 316-322, D7/376, 378, 388, 394, 396.2, 397-399, D7/413, 415, 505, 507-511, 514, 536, D7/549, 550.1, 598, 600, 608, 698; D11/146, 153; D24/122, 224; D10/46.2; D6/406.3; D23/212  
CPC ..... A47G 19/12; A47G 19/14; A47G 19/145; A47G 19/16; A47G 19/22; A47J 27/21; A47J 27/21041; A47J 27/2105; A47J 27/21058; A47J 27/21066; A47J 27/21083; A47J 27/21088; A47J 47/00; A47J 47/05; A47J 47/20; A47J 31/00; A47J 31/0636; A47J 31/14; A47J 31/20; A47J 31/54; A47J 31/542; A47J 41/00; A47J 41/0027; A47J 41/0094; A47J 41/02; B65D 25/2802; B65D 25/42; A63H 33/30; A47K 11/06; B23D 21/00; B23Q 16/001  
See application file for complete search history.

(56) **References Cited**  
U.S. PATENT DOCUMENTS  
3,152,735 A \* 10/1964 Caldwell ..... G01F 11/262  
222/455  
D214,392 S \* 6/1969 Gulotta ..... D7/316  
D215,168 S \* 9/1969 Beckman ..... D7/318  
(Continued)

FOREIGN PATENT DOCUMENTS

IN 300960-0001 \* 3/2018  
JP D1361069 \* 6/2009

(Continued)

OTHER PUBLICATIONS

Charish.com, "Mid Century Danish Style Enameled Pitcher After Dansk," 1960s, Charish.com, www.charish.com/product/2764152/ (Year: 1969).\*

(Continued)

*Primary Examiner* — Shannon W Morgan

*Assistant Examiner* — Arva P Adams

(74) *Attorney, Agent, or Firm* — Fish & Richardson P.C.

(57) **CLAIM**

The ornamental design for a pitcher, as shown and described.

**DESCRIPTION**

FIG. 1 is a front perspective view of our pitcher.

FIG. 2 is a back perspective view thereof.

FIG. 3 is a front view thereof.

FIG. 4 is a back view thereof.

FIG. 5 is a right side view thereof.

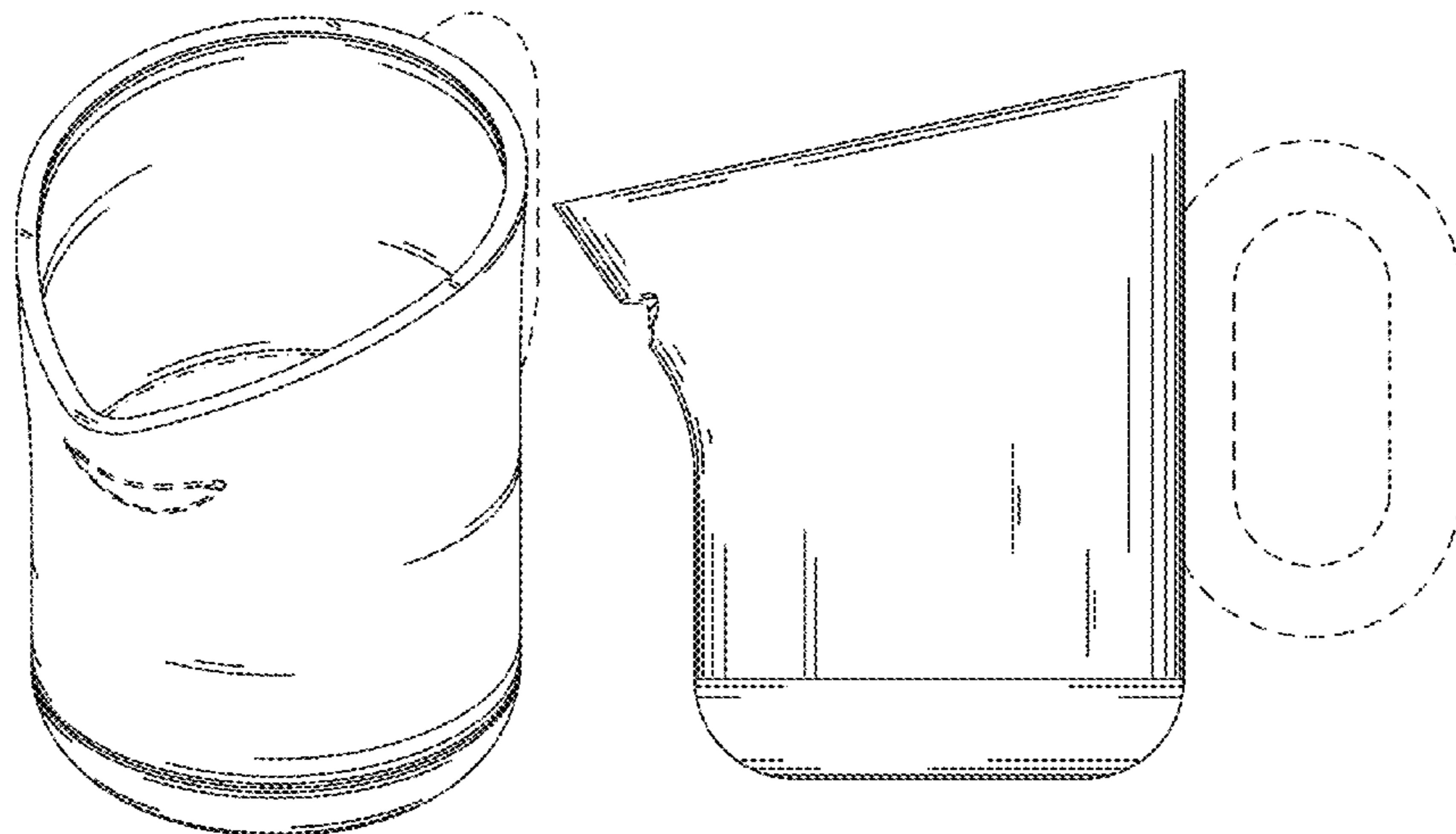
FIG. 6 is a left side view thereof.

FIG. 7 is a top view thereof; and,

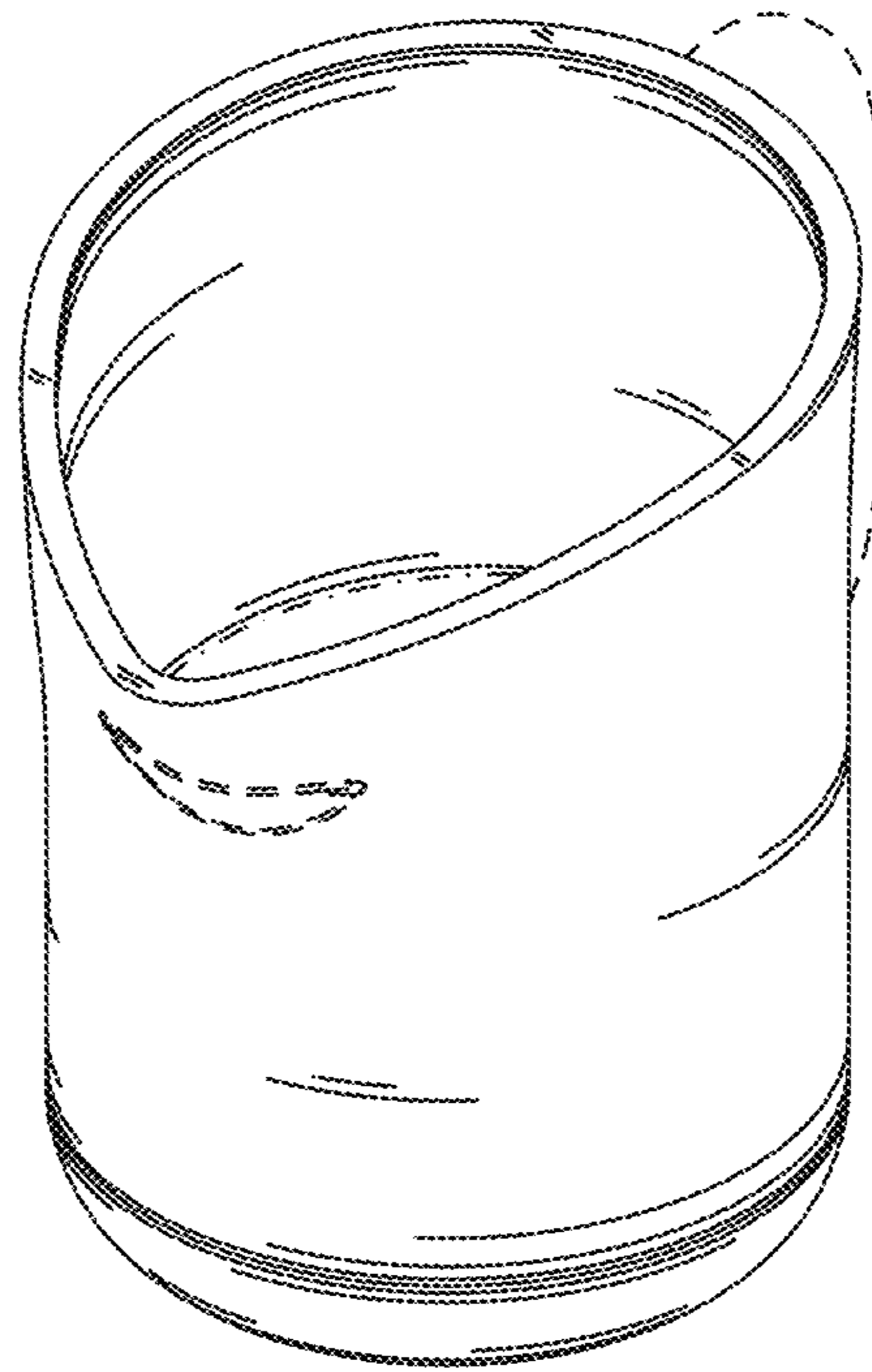
FIG. 8 is a bottom view thereof.

The dash-dot lines in FIGS. 1, 7, and 8 depict boundary lines and form no part of the claimed design. The areas within the boundary lines form no part of the claimed design. The broken lines illustrate portions of the pitcher that form no part of the claimed design.

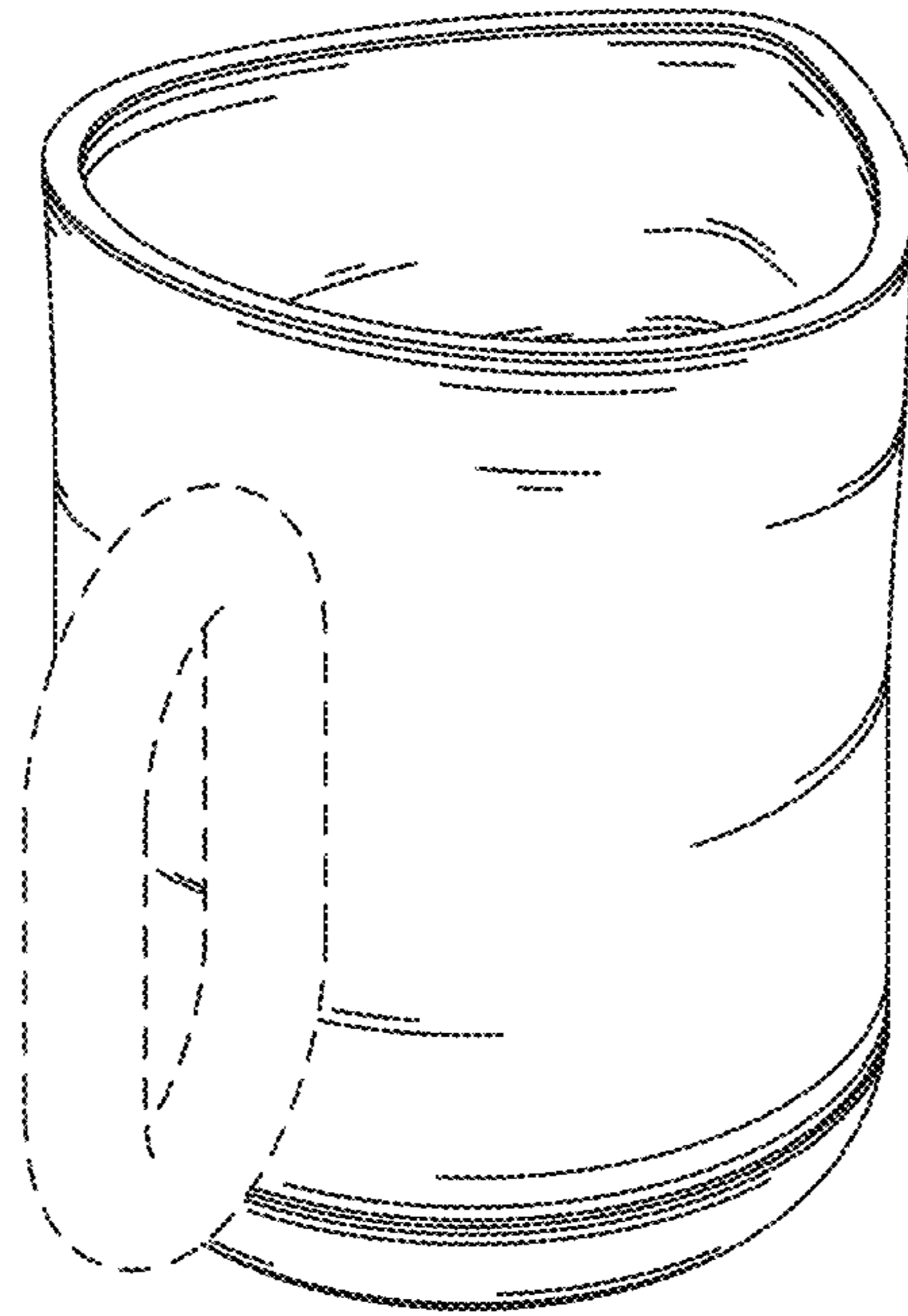
**1 Claim, 5 Drawing Sheets**







**FIG. 1**



**FIG. 2**

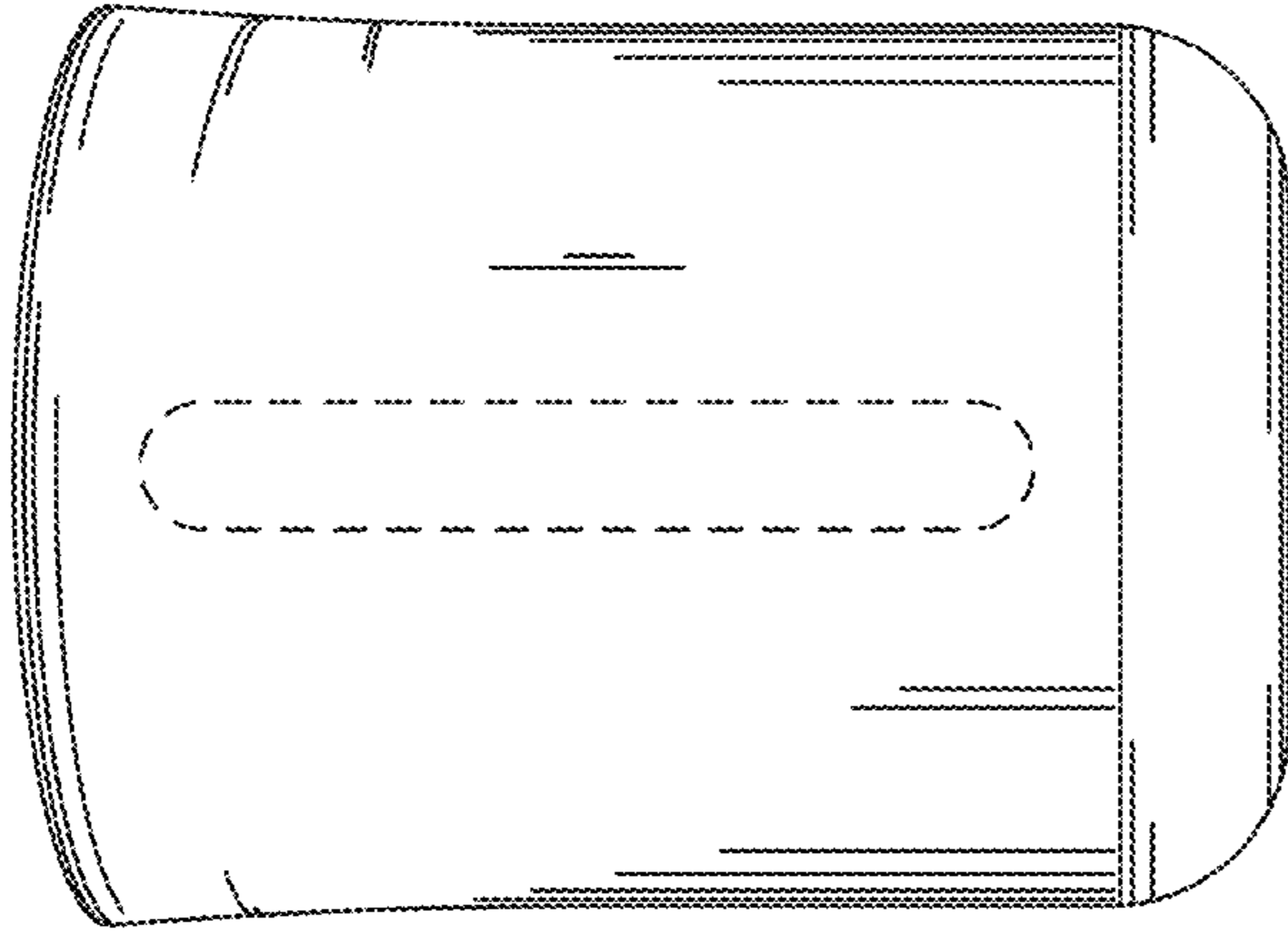


FIG. 3

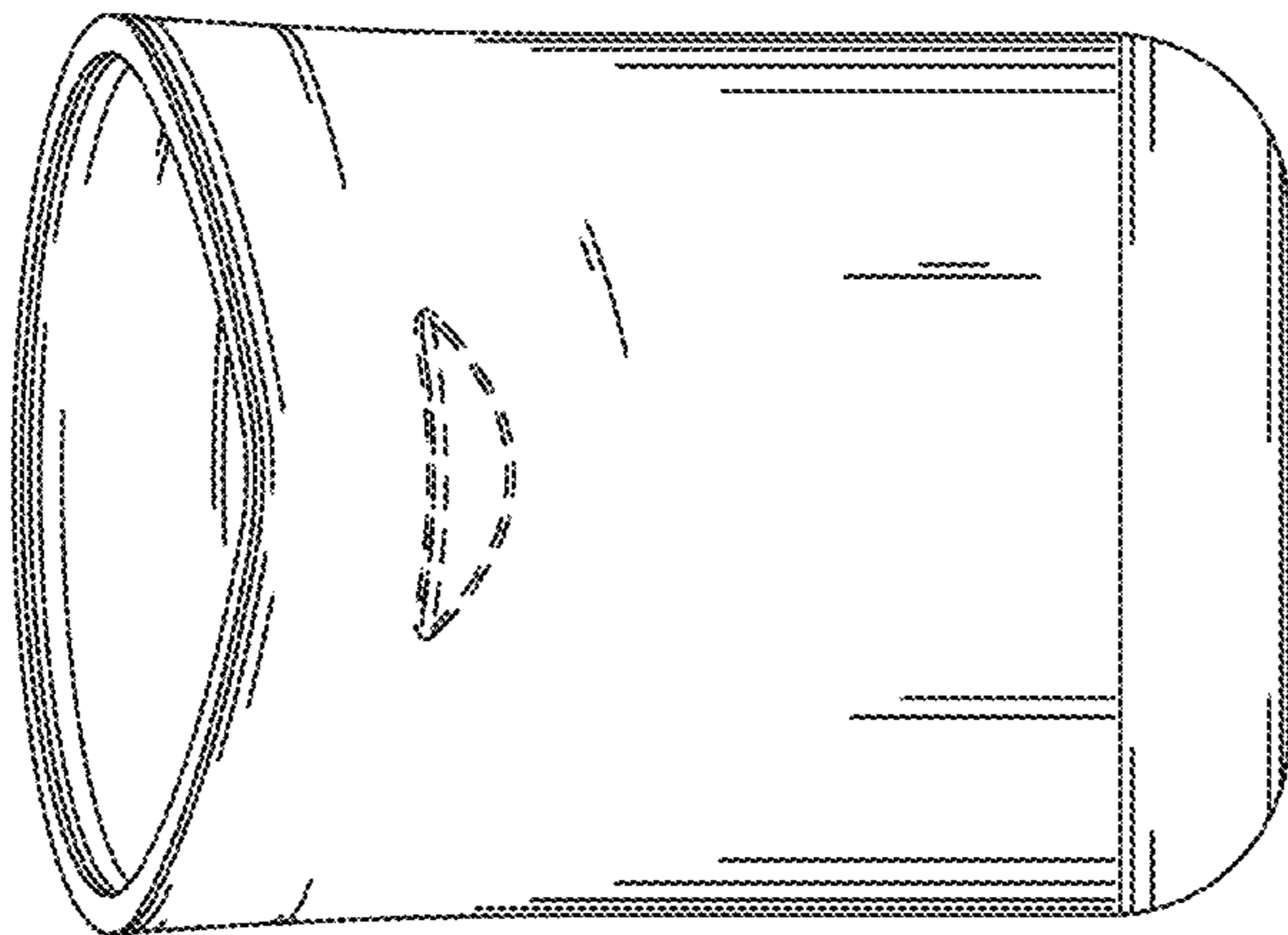


FIG. 4

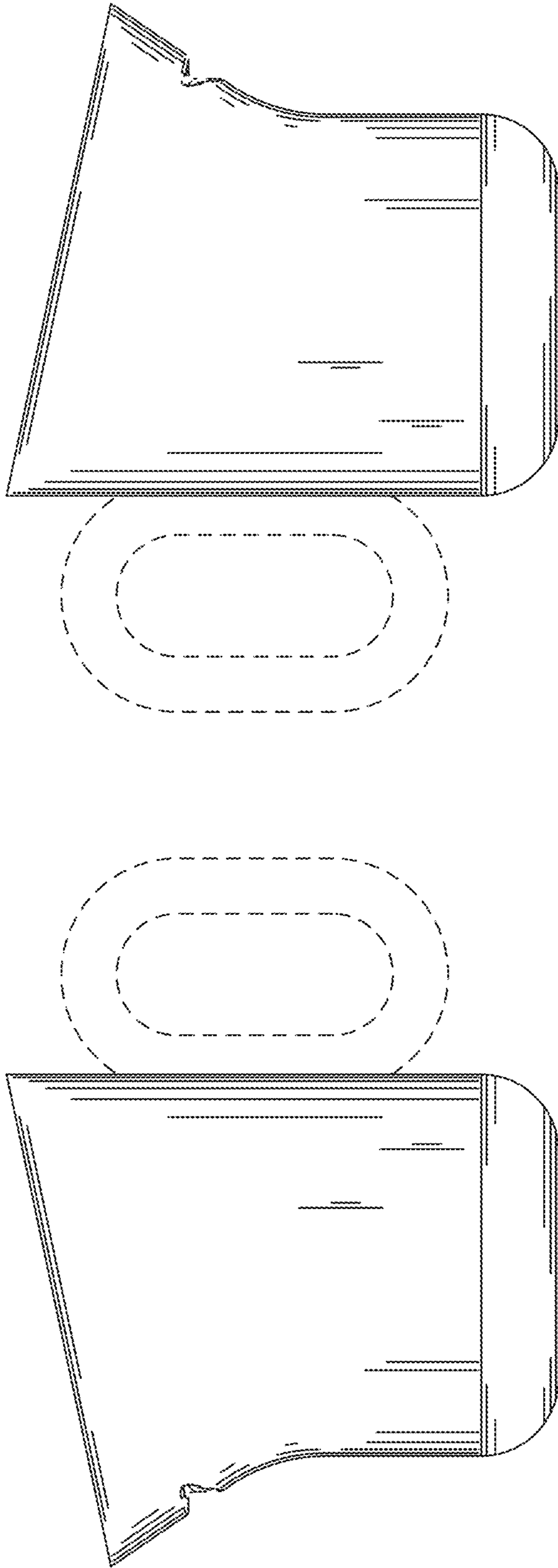


FIG. 6

FIG. 5

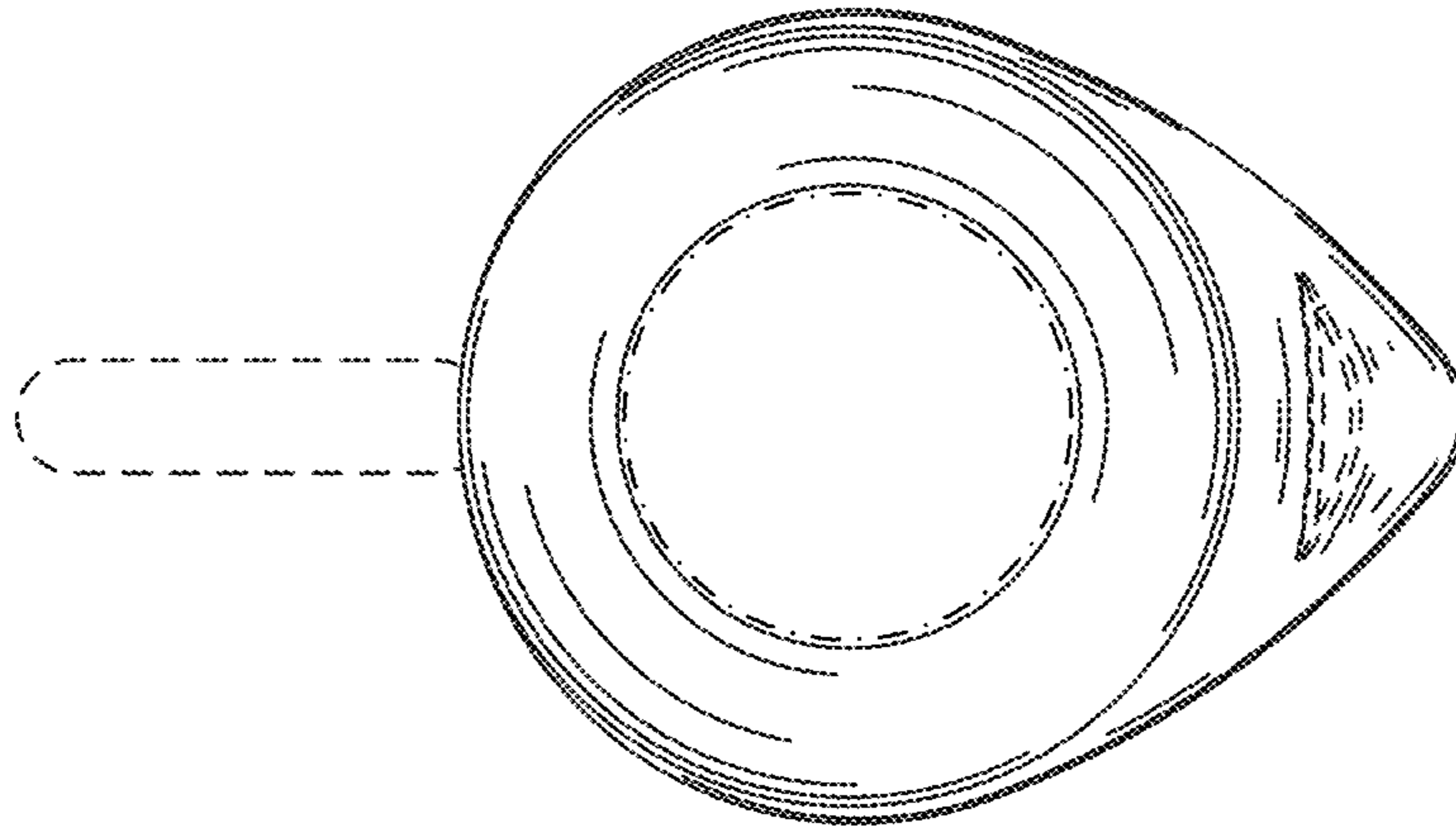


FIG. 7

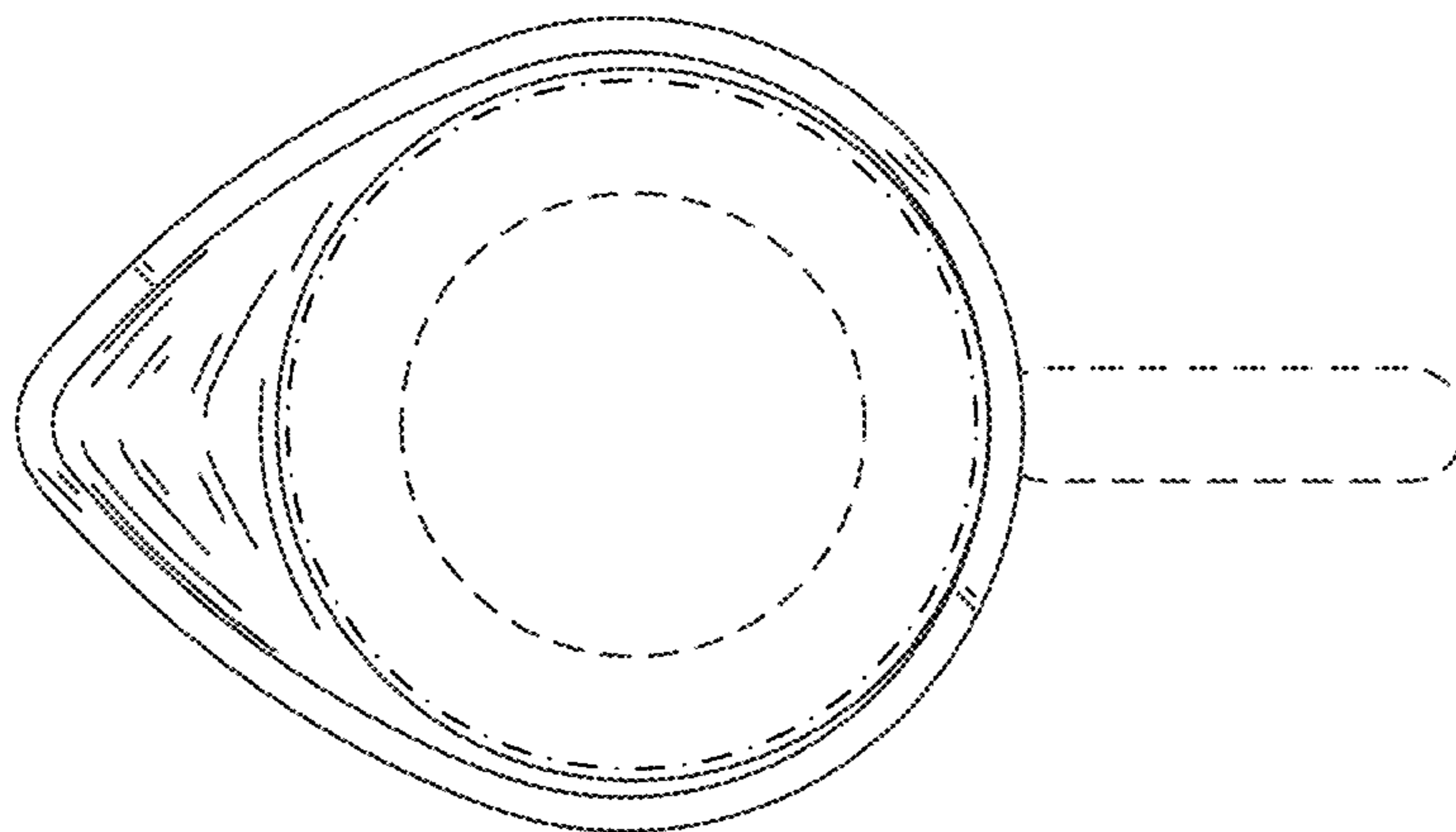


FIG. 8