



US00D946297S

(12) **United States Design Patent** (10) **Patent No.:** **US D946,297 S**  
**Li** (45) **Date of Patent:** **\*\* Mar. 22, 2022**

(54) **SOFA**

(71) Applicant: **Perston Li**, Anhui (CN)

(72) Inventor: **Perston Li**, Anhui (CN)

(73) Assignee: **Anhui Morden Furnishings Co., Ltd.**, Anhui (CN)

(\*\*) Term: **15 Years**

(21) Appl. No.: **29/739,827**

(22) Filed: **Jun. 29, 2020**

(51) **LOC (13) Cl.** ..... **06-01**

(52) **U.S. Cl.**  
USPC ..... **D6/371**

(58) **Field of Classification Search**

USPC ..... D6/333, 334, 341, 348, 349, 350, 352, D6/353, 360, 364, 369, 370, 371, 373, D6/374, 375, 376, 377, 379, 380, 390, D6/677, 692, 700, 708, 708.16, 716, 611; D16/237; D21/412, 419, 521  
CPC ..... A47C 1/124; A47C 3/34; A47C 4/028; A47C 4/02; A47C 5/12; A47C 5/125; A47C 7/506; A47C 9/007; A47C 13/005; A47C 13/023; A47C 31/113; A47C 31/02; A47C 5/06; A47C 5/08; A47C 27/00; A47C 27/086; A47C 31/11; A47C 7/021; A47C 7/0213; B60R 2/0284; B60R 2/062; B60R 22/001; B60R 22/24; B60R 22/28; B60R 22/58; B60R 22/64; B60R 22/68; B60R 22/80; B60R 22/99; B60R 22/245; B60R 22/643; B60R 22/646; B60R 22/665; B60R 22/686; B60R 22/688; B60R 22/803; B60R 22/986; B60R 22/914; B60R 22/995

See application file for complete search history.

(56) **References Cited**

U.S. PATENT DOCUMENTS

D318,576 S *	7/1991	Fister, Jr. ....	D6/334
D358,038 S *	5/1995	Lewis .....	D6/334
D486,652 S *	2/2004	Nemeth .....	D6/334
D505,276 S *	5/2005	Cronk .....	D6/334
D533,365 S *	12/2006	Martin .....	D6/334
D549,470 S *	8/2007	Hutton .....	D6/334
D580,664 S *	11/2008	Cramer .....	D6/334
D650,605 S *	12/2011	Haimoff .....	D6/369
D657,966 S *	4/2012	Foersom .....	D6/334
D658,395 S *	5/2012	Foersom .....	D6/334
D702,051 S *	4/2014	Rasenberg .....	D6/334
D740,575 S *	10/2015	Scott .....	D6/334
D741,071 S *	10/2015	Fernandez .....	D6/335
D782,213 S *	3/2017	White, III .....	D6/334
D824,686 S *	8/2018	Liu .....	D6/369
D824,687 S *	8/2018	Liu .....	D6/369
D847,527 S *	5/2019	Borras Pons .....	D6/368

\* cited by examiner

*Primary Examiner* — Kevin K Rudzinski

*Assistant Examiner* — Paul D Bohannon


(57) **CLAIM**

The ornamental design for a sofa, as shown and described.

**DESCRIPTION**

FIG. 1 is a perspective view of a sofa showing my new design;  
FIG. 2 is a front elevation view thereof;  
FIG. 3 is a rear elevation view thereof;  
FIG. 4 is a left side elevation view thereof;  
FIG. 5 is a right side elevation view thereof;  
FIG. 6 is a top plan view thereof; and,  
FIG. 7 is a bottom plan view thereof.  
The broken lines shown in the drawings are for the purpose of illustrating portions of the article and form no part of the claimed design.

**1 Claim, 7 Drawing Sheets**






FIG. 1

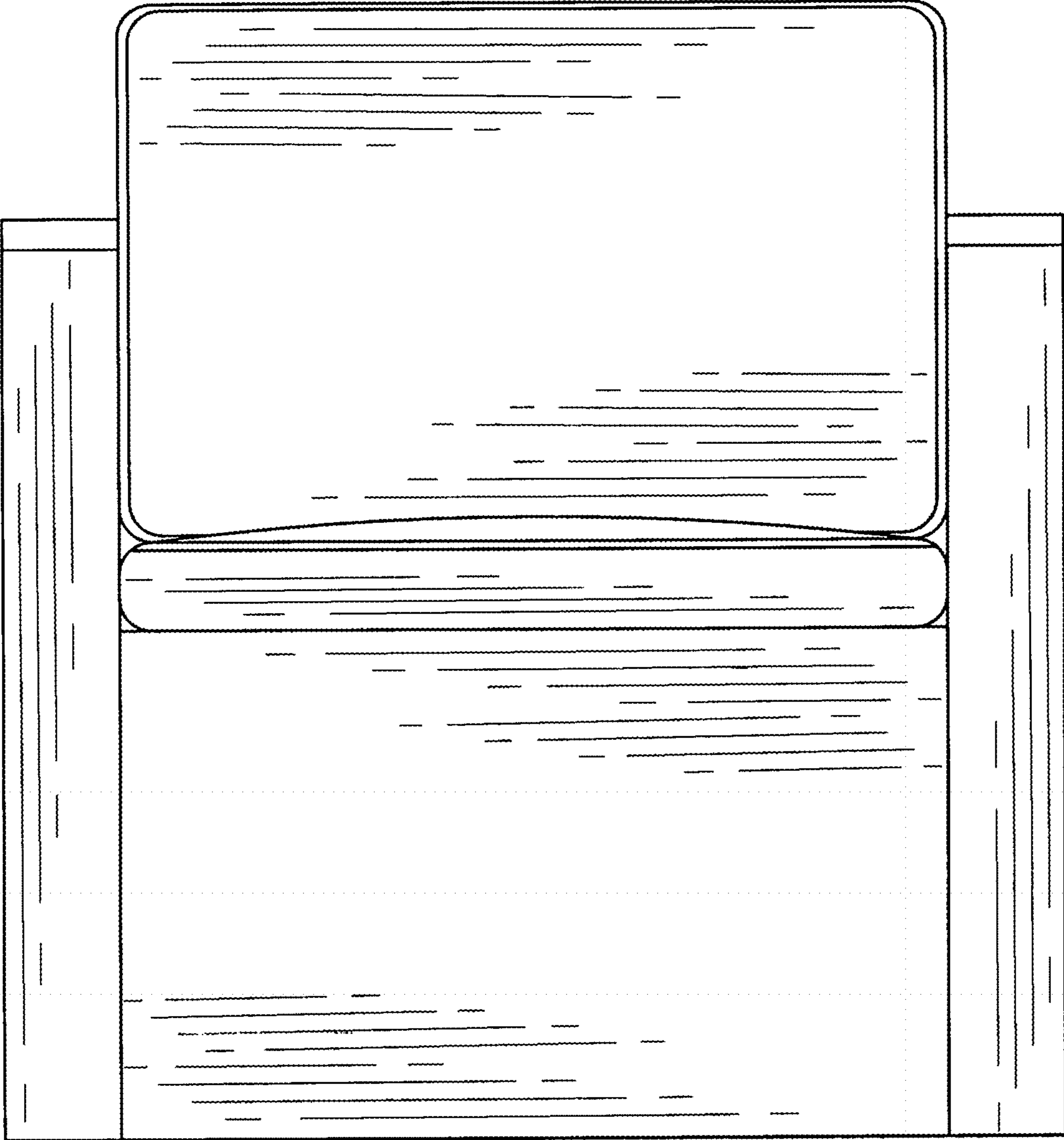


FIG. 2

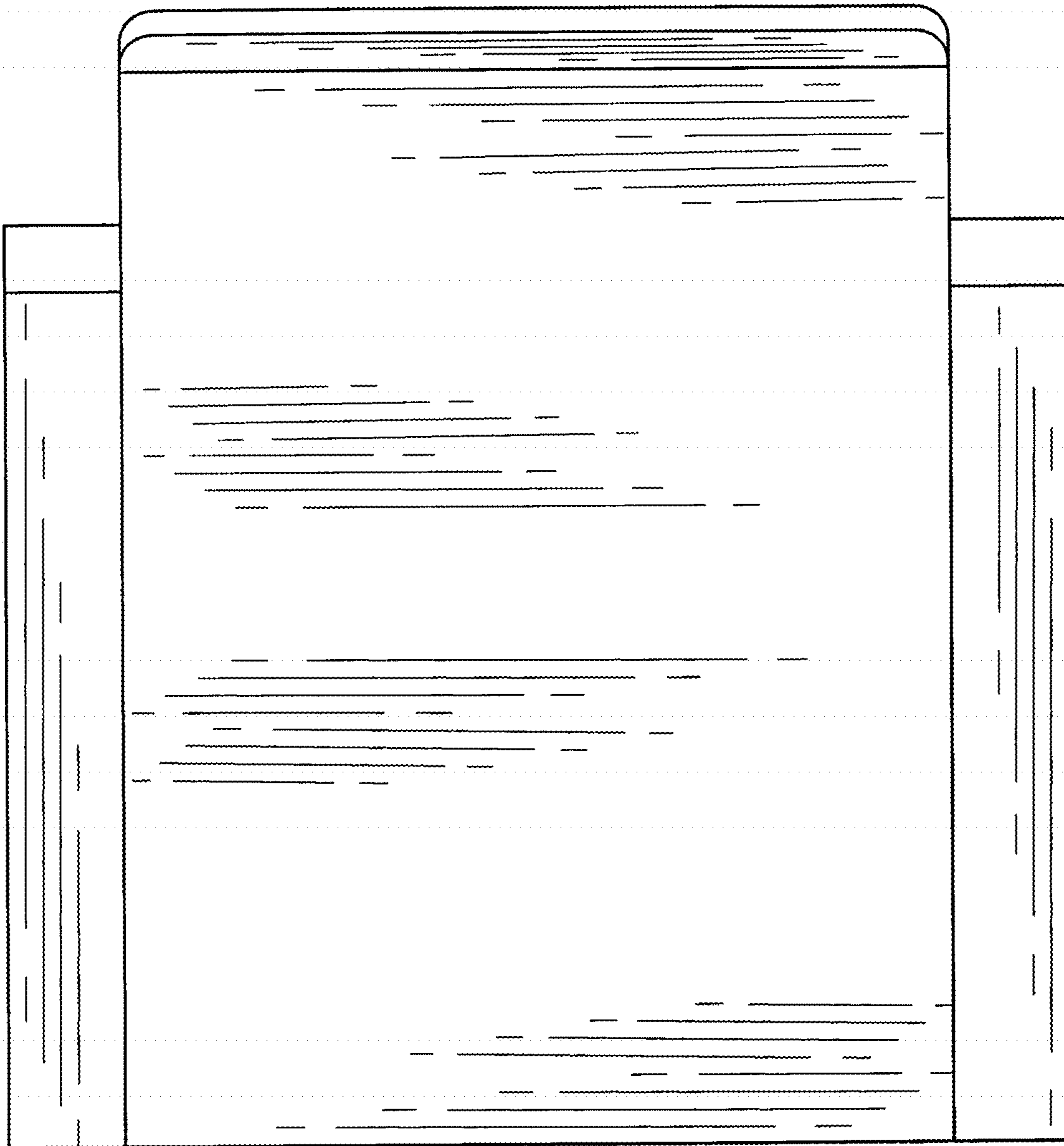


FIG. 3

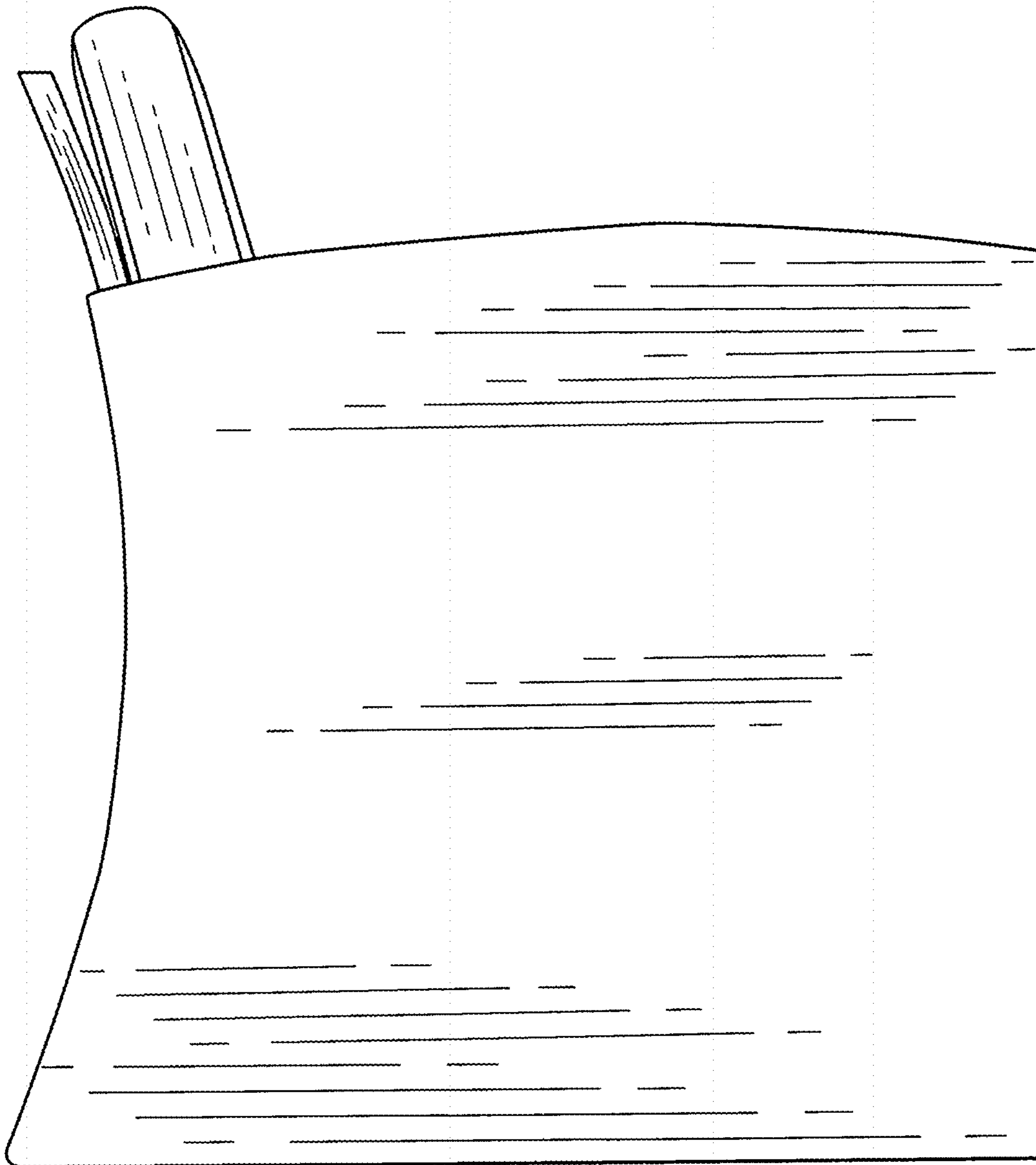


FIG. 4

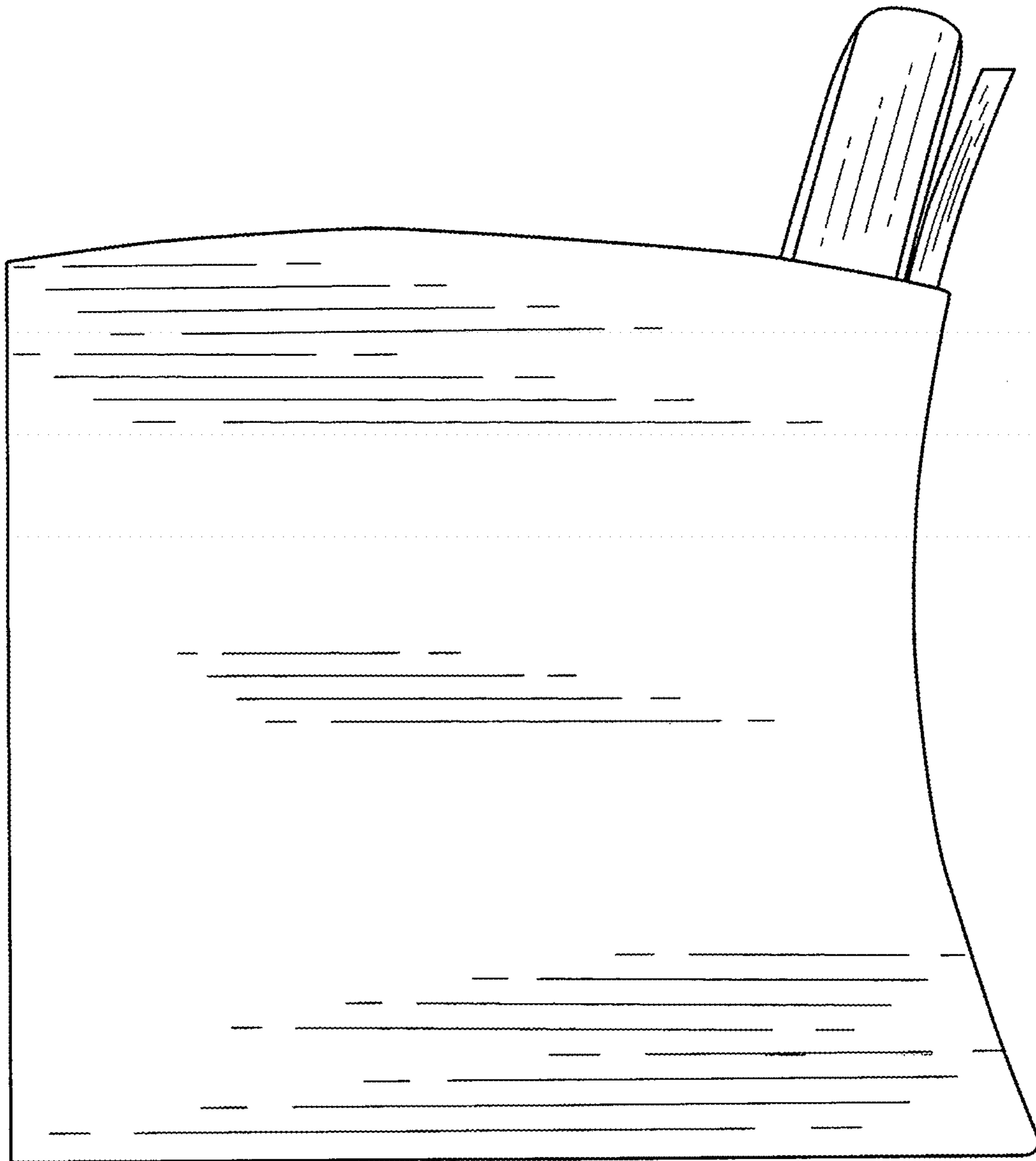


FIG. 5




FIG. 6

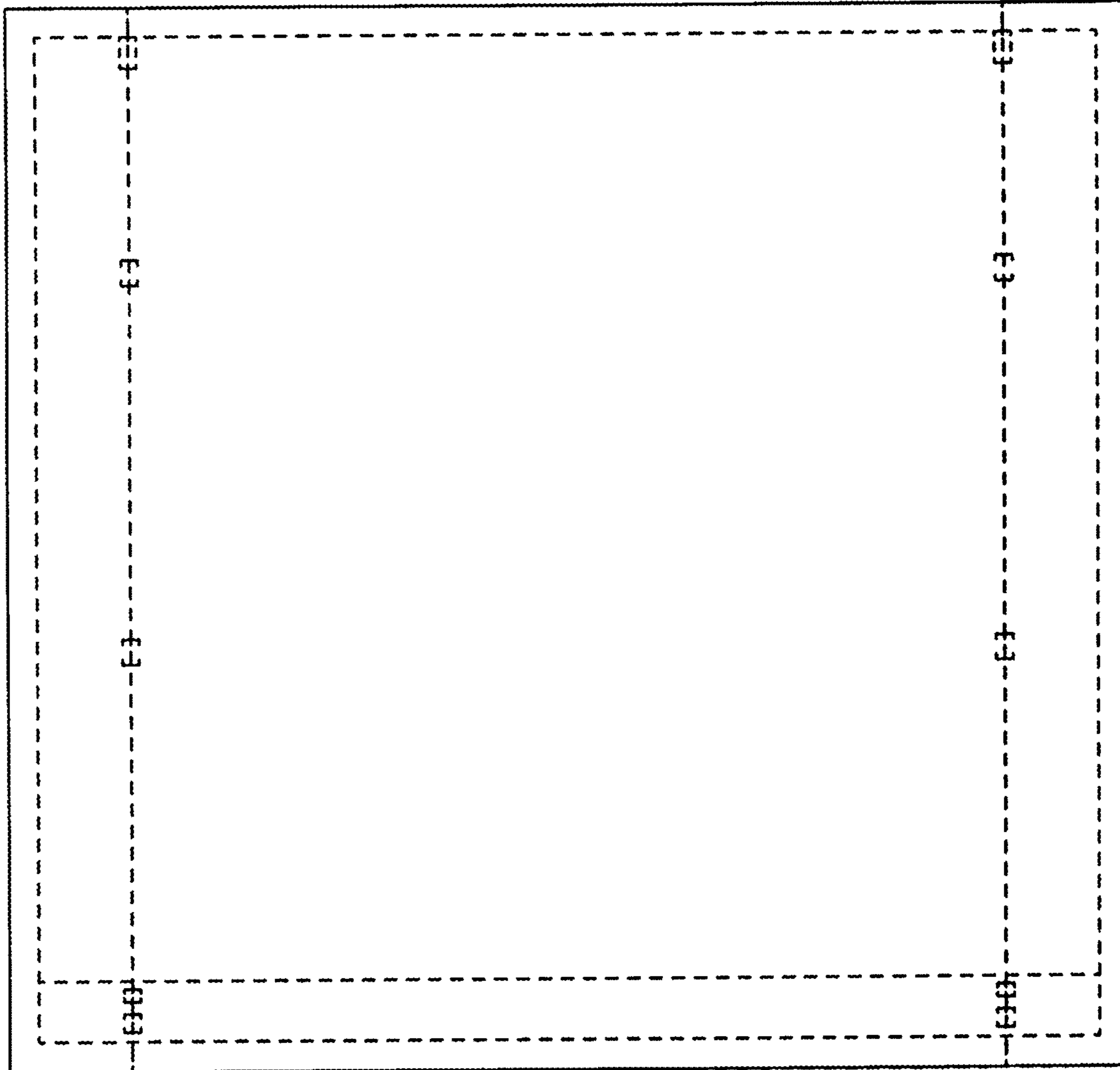


FIG. 7