

US00D946295S

(12) **United States Design Patent**  
**Park**

(10) **Patent No.:** **US D946,295 S**

(45) **Date of Patent:** **\*\* Mar. 22, 2022**

(54) **CHAIR**

(71) Applicant: **Chan Wook Park**, Seoul (KR)

(72) Inventor: **Chan Wook Park**, Seoul (KR)

(\*\*) Term: **15 Years**

(21) Appl. No.: **29/750,779**

(22) Filed: **Sep. 16, 2020**

(30) **Foreign Application Priority Data**

Mar. 30, 2020 (KR) ..... 30-2020-0014056

(51) **LOC (13) Cl.** ..... **06-01**

(52) **U.S. Cl.**  
USPC ..... **D6/366**

(58) **Field of Classification Search**  
USPC ..... D6/334, 348, 370, 371, 374, 375, 376,  
D6/377, 379, 380, 716, 716.1, 716.4, 364,  
D6/366, 381; D21/521

CPC ..... A47C 31/003; A47C 31/008; A47C 3/025;  
A47C 13/00; A47C 5/02; A47C 5/08;  
A47C 3/18; A47C 3/12; A47C 7/445;  
A47C 7/443; A47C 7/60; A47B 85/04

See application file for complete search history.

(56) **References Cited**

**U.S. PATENT DOCUMENTS**

2,989,112 A \* 6/1961 Sonnleitner ..... B29C 51/28  
156/213  
D196,719 S \* 10/1963 Johnson ..... D6/366  
D503,047 S \* 3/2005 Ryan ..... D6/365  
D657,152 S \* 4/2012 Lievore ..... D6/366  
D676,682 S \* 2/2013 Citterio ..... D6/366

D677,918 S \* 3/2013 Citterio ..... D6/366  
D702,451 S \* 4/2014 Hayon ..... D6/375  
D730,075 S \* 5/2015 Kubryk ..... D6/375  
D736,008 S \* 8/2015 Bosman ..... D6/375  
9,398,811 B1 \* 7/2016 Williams ..... A47C 3/18  
D764,824 S \* 8/2016 Miller ..... D6/374  
D765,434 S \* 9/2016 Dixon ..... D6/334  
D773,843 S \* 12/2016 Dixon ..... D6/381  
9,629,465 B2 \* 4/2017 Williams ..... A47C 3/12  
D852,527 S \* 7/2019 Heydari ..... D6/366  
D863,803 S \* 10/2019 Lipparini ..... D6/367  
D882,974 S \* 5/2020 Kaloustian ..... D6/336  
D904,778 S \* 12/2020 Nichetto ..... D6/364  
2016/0270541 A1 \* 9/2016 Williams ..... A47C 3/18

\* cited by examiner

*Primary Examiner* — Kevin K Rudzinski

*Assistant Examiner* — Paul D Bohannon

(74) *Attorney, Agent, or Firm* — Sughrue Mion, PLLC

(57) **CLAIM**

The ornamental design for a chair, as shown and described.

**DESCRIPTION**

FIG. 1 is a perspective view of a chair showing my new design;

FIG. 2 is a front view thereof;

FIG. 3 is a rear view thereof;

FIG. 4 is a left side view thereof;

FIG. 5 is a right side view thereof;

FIG. 6 is a top view thereof; and,

FIG. 7 is a bottom view thereof.

The broken lines shown in the drawings are for the purpose of illustrating portions of the article and form no part of the claimed design.

**1 Claim, 7 Drawing Sheets**

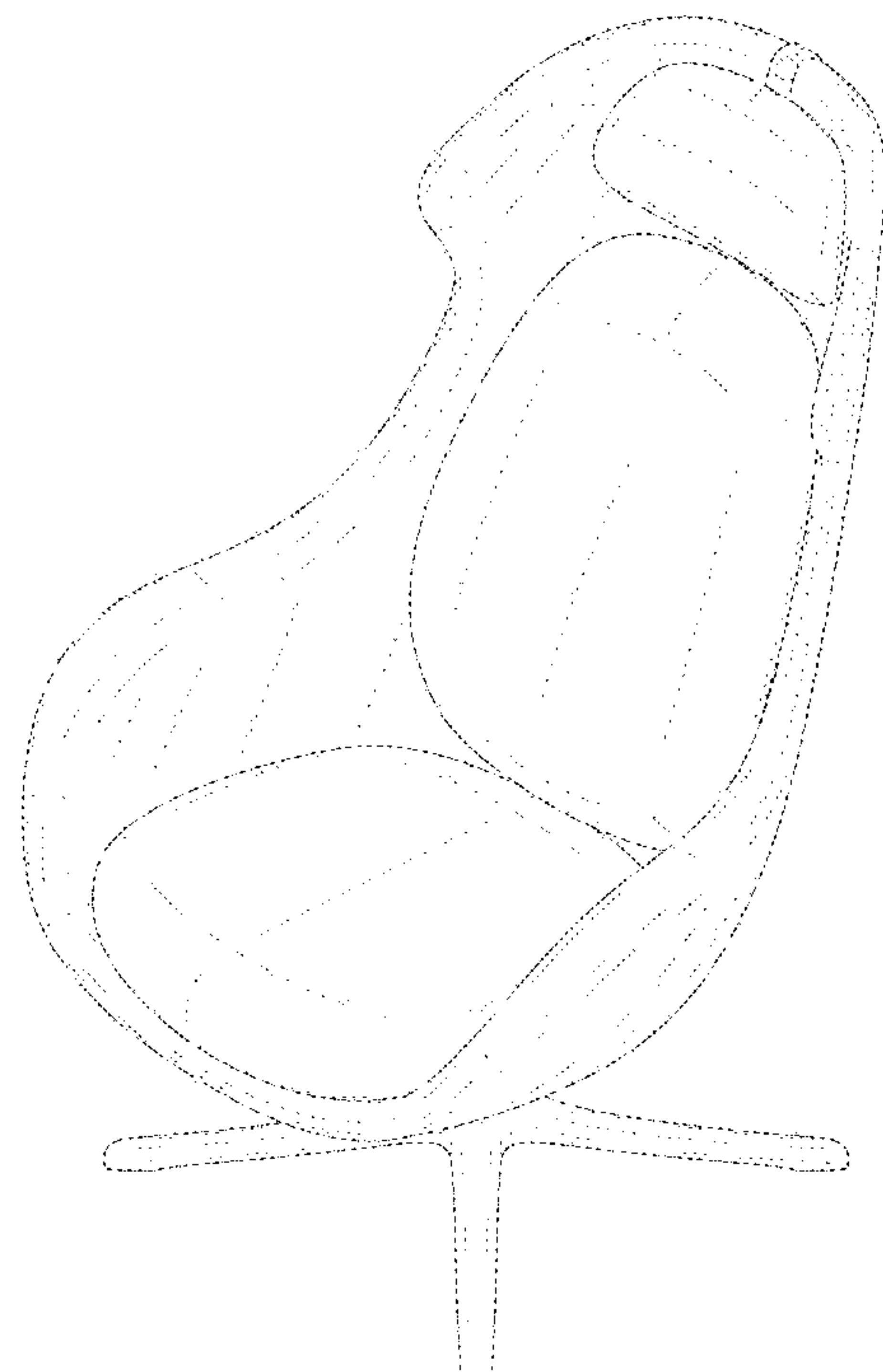


FIG. 1

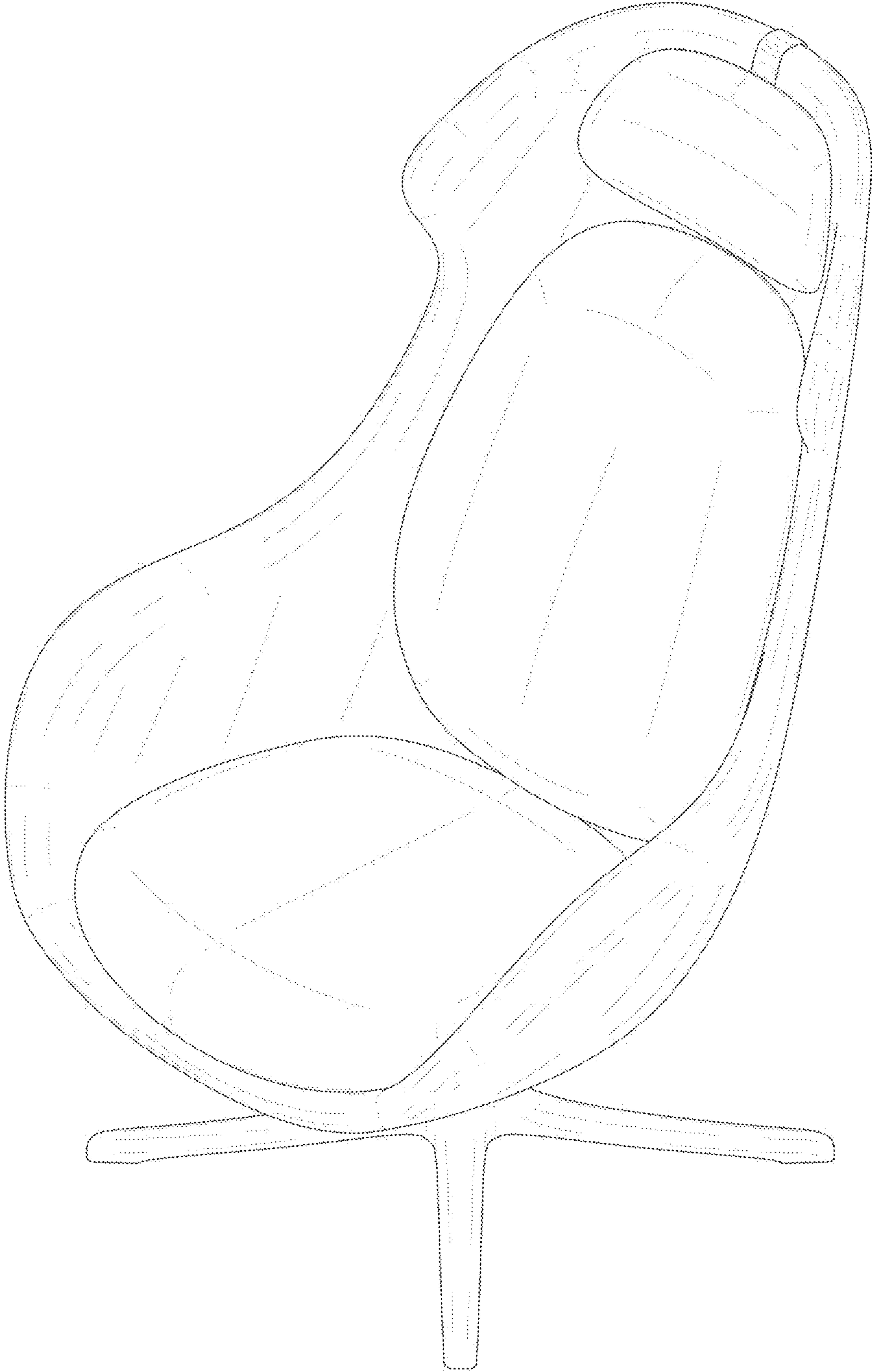


FIG. 2

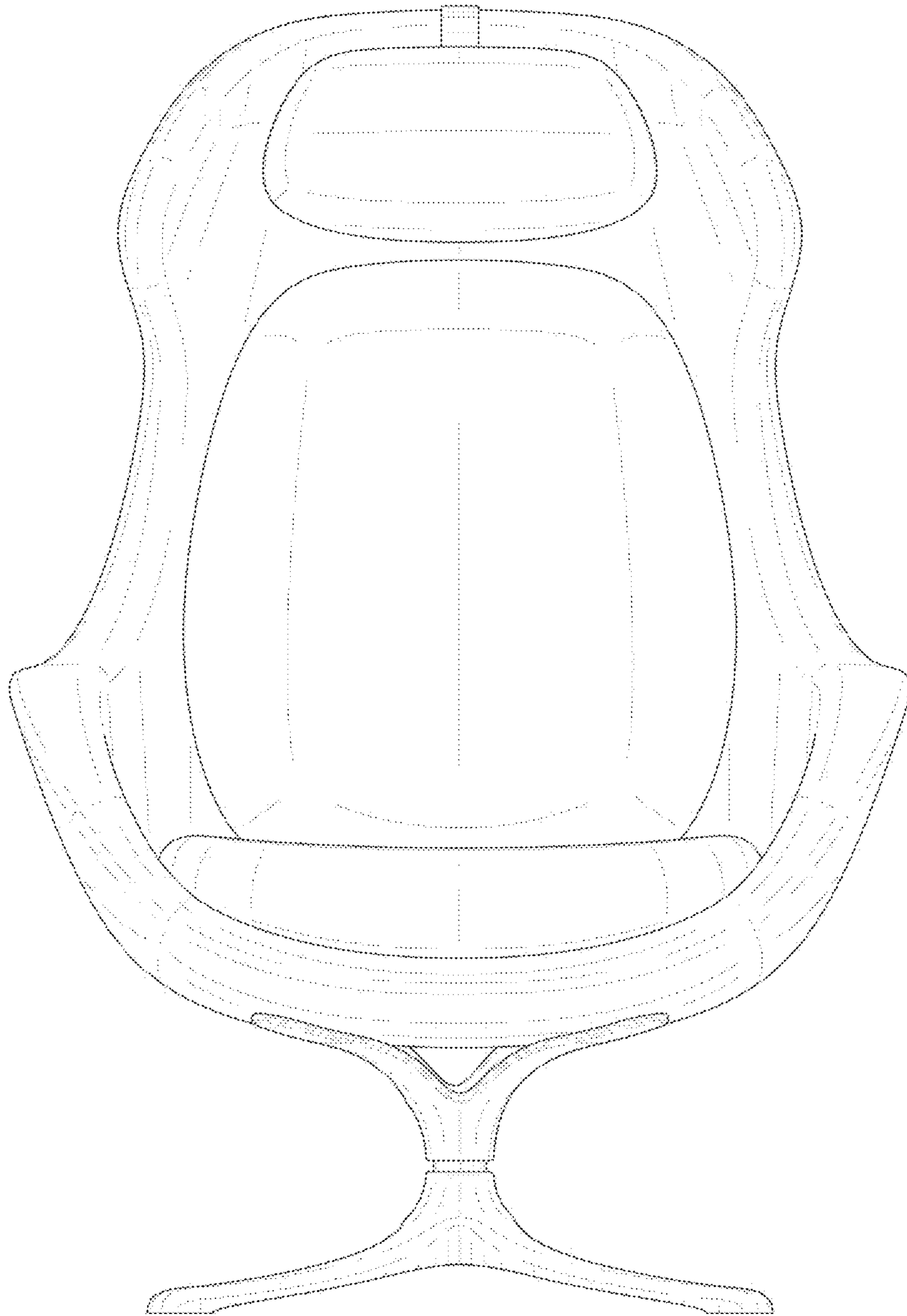


FIG. 3

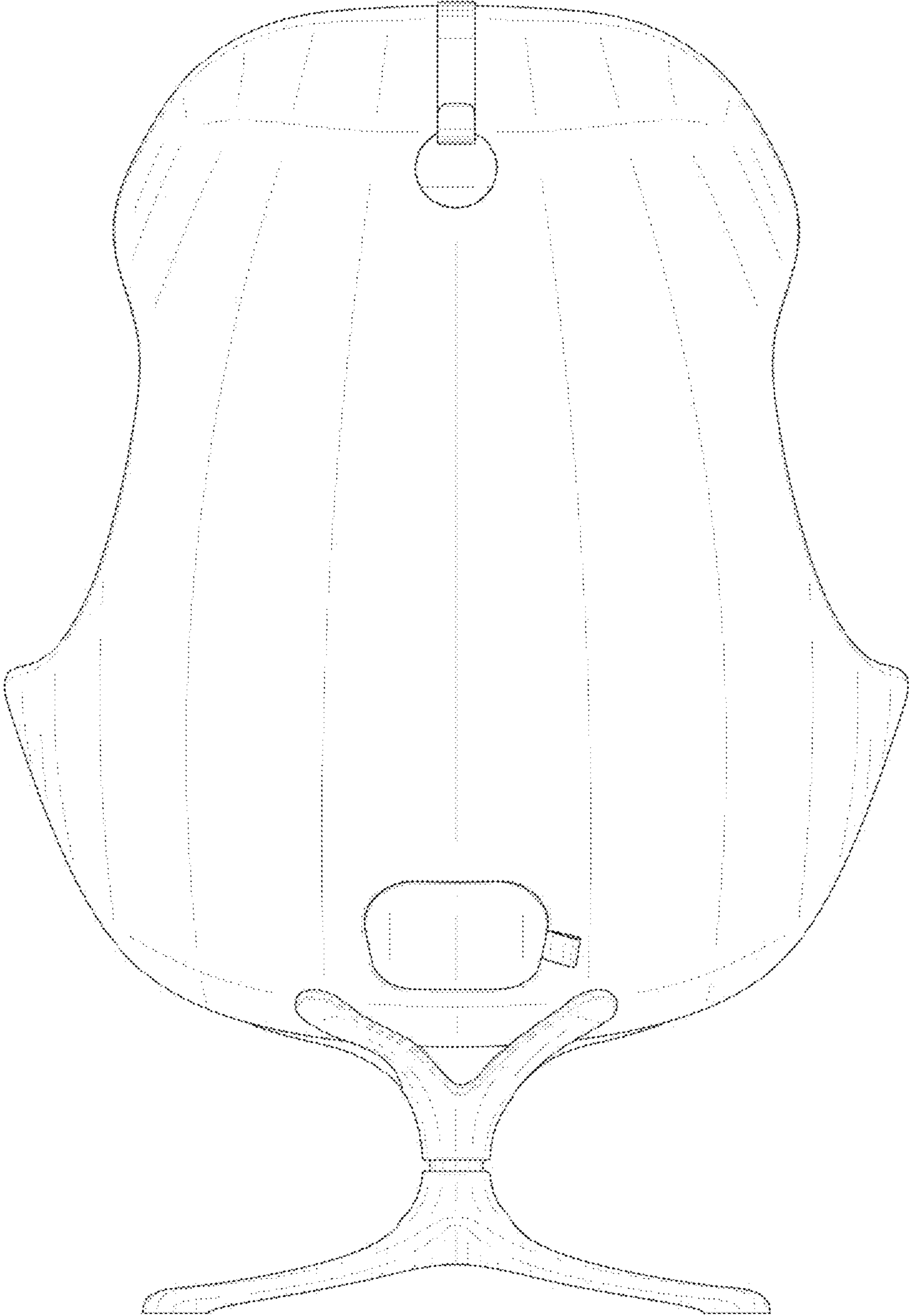


FIG. 4

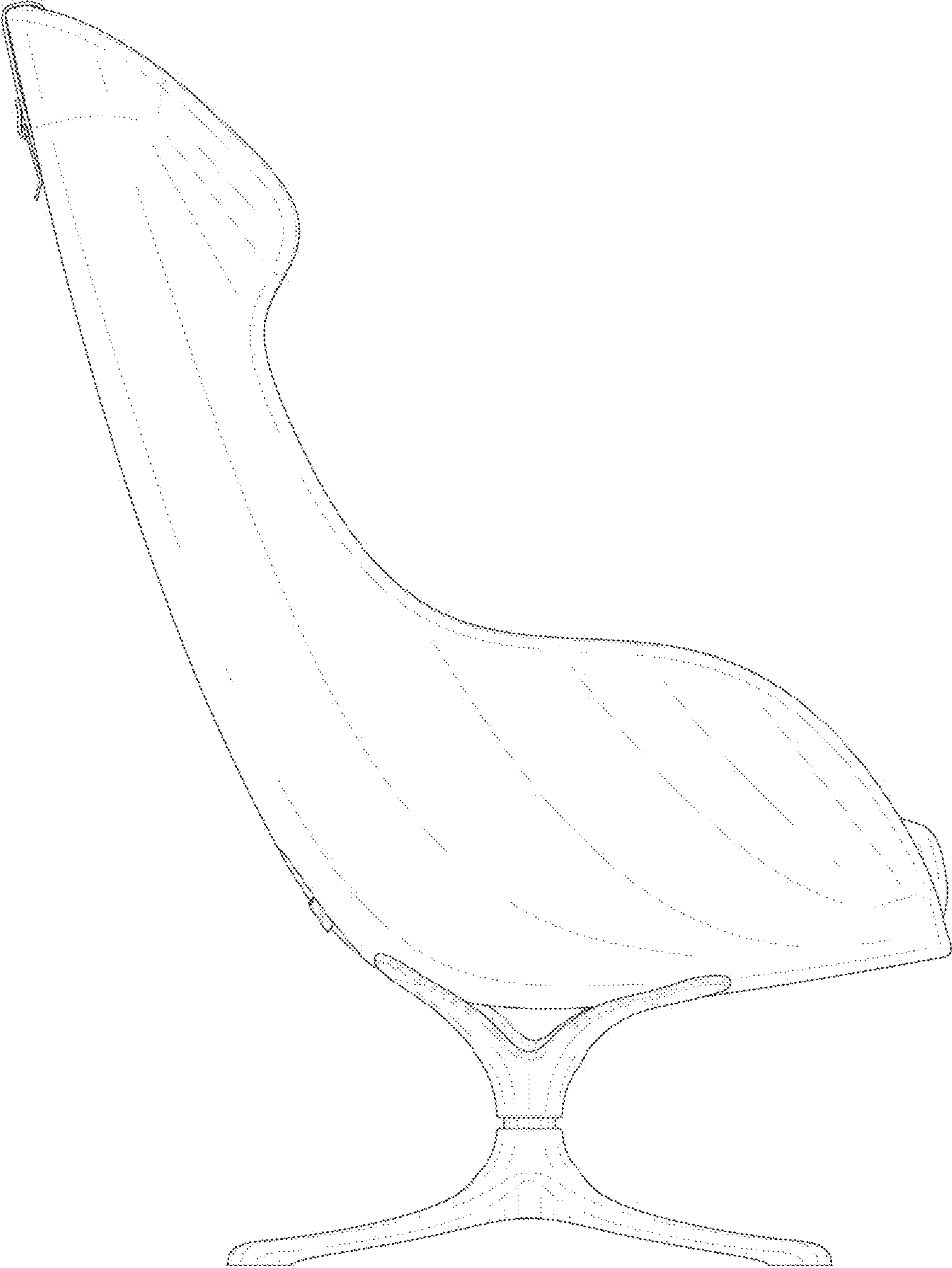




FIG. 5

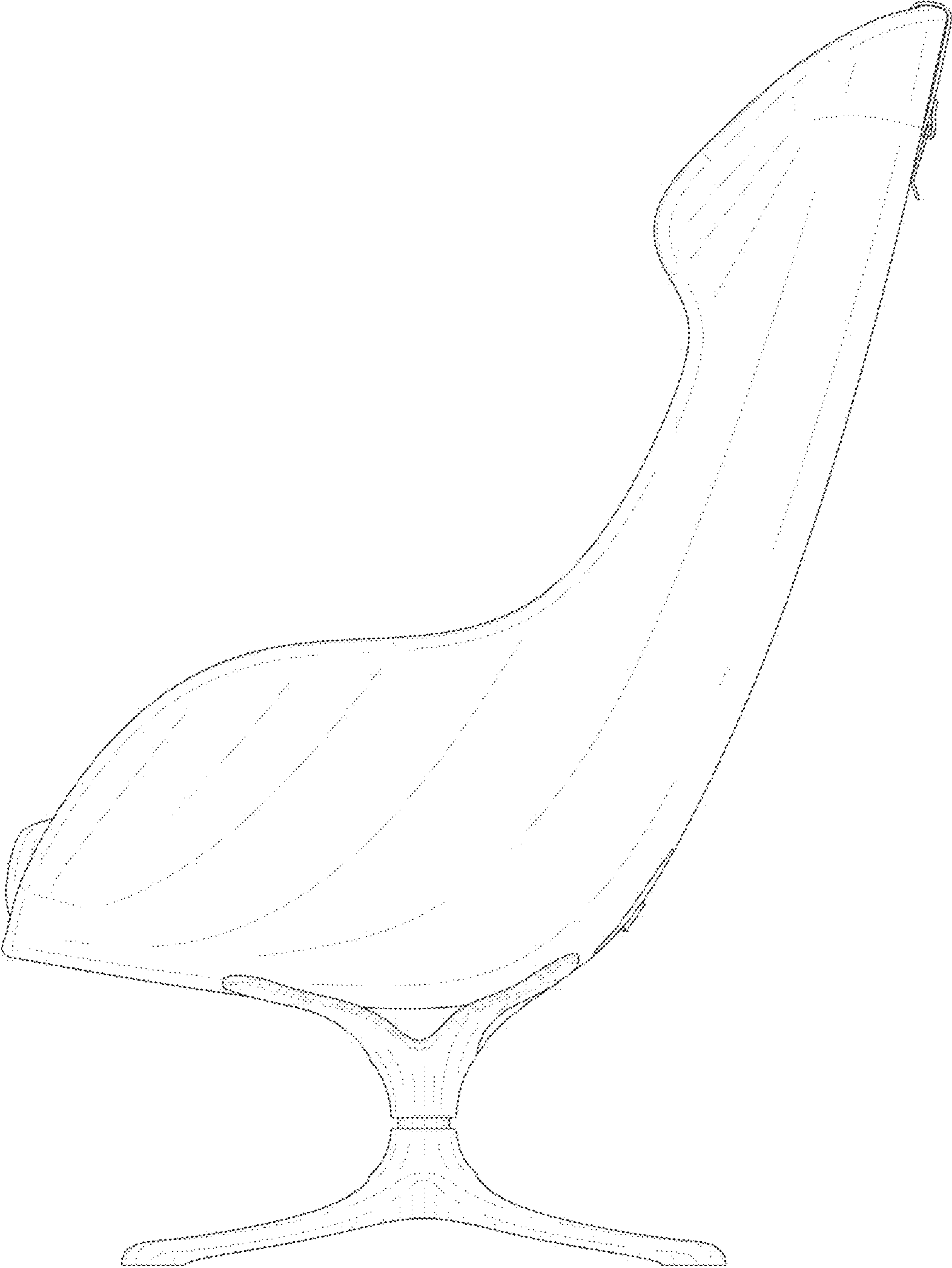


FIG. 6

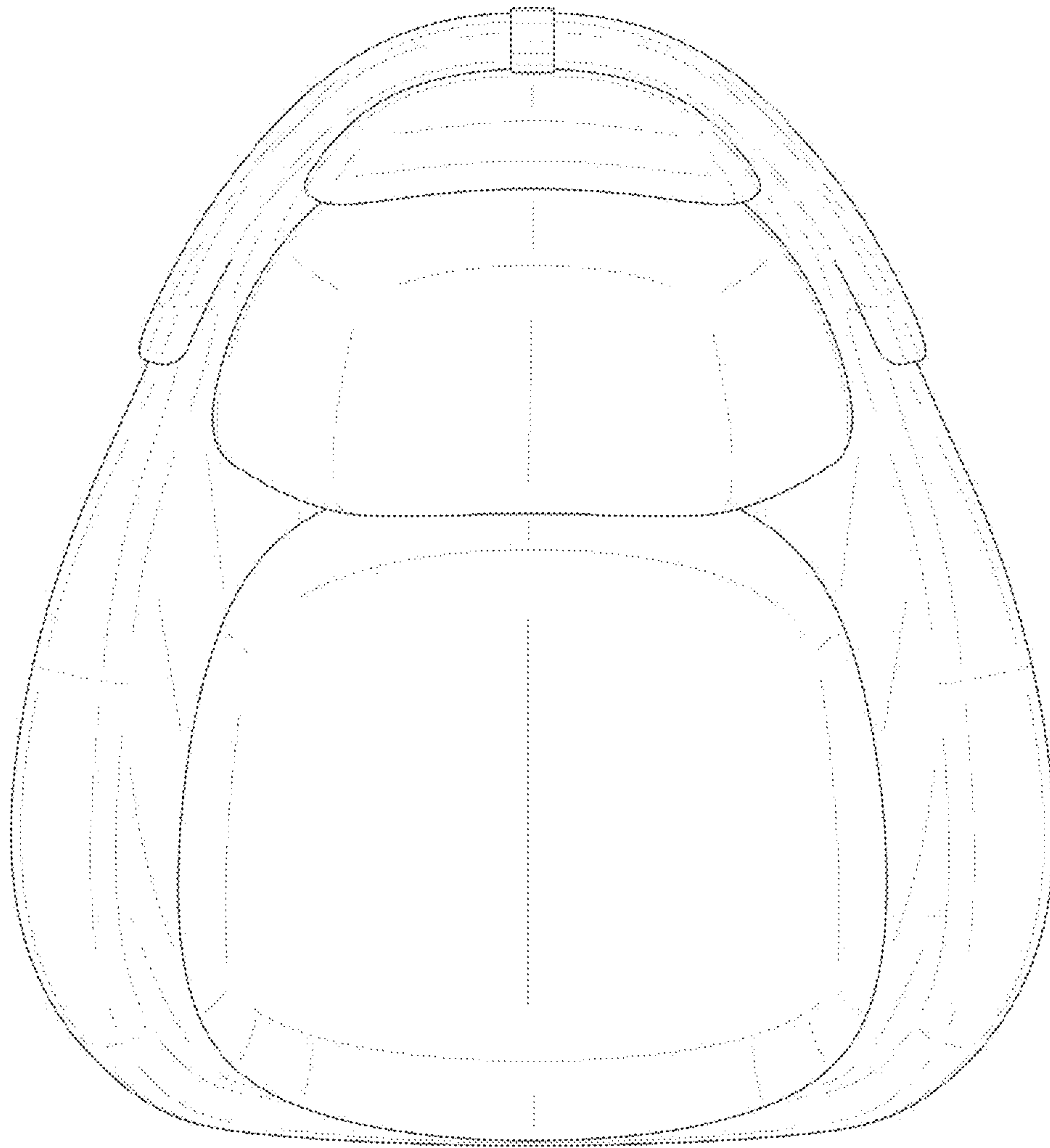


FIG. 7

