



US00D946292S

(12) **United States Design Patent**
Turner

(10) **Patent No.:** **US D946,292 S**
(45) **Date of Patent:** **** Mar. 22, 2022**

(54) **FOOTREST**
(71) Applicant: **Rayefield J. Turner**, Grain Valley, MO (US)
(72) Inventor: **Rayefield J. Turner**, Grain Valley, MO (US)
(**) Term: **15 Years**

6,116,165 A * 9/2000 Kadesky A47B 23/002
108/161
6,174,026 B1 1/2001 Wise
D440,416 S * 4/2001 Olofson D6/351
D444,626 S * 7/2001 Anderson D3/273
D456,153 S * 4/2002 Rashid D6/336
D461,649 S * 8/2002 Prins D34/8
D654,287 S * 2/2012 Iulita D6/675
9,717,340 B2 8/2017 Rivera
D823,611 S * 7/2018 Illan D6/336
D834,339 S * 11/2018 Silver D6/336

(21) Appl. No.: **29/731,636**
(22) Filed: **Apr. 16, 2020**
(51) **LOC (13) Cl.** **06-01**
(52) **U.S. Cl.**
USPC **D6/349**
(58) **Field of Classification Search**
USPC D6/334-338, 335-336, 349, 351, 353,
D6/369, 370, 371, 374, 376, 377, 381,
D6/673, 675, 691, 691.1, 691.9, 692.5,
D6/709, 709.2, 712, 716, 716.1, 717
CPC A47C 11/00; A47C 13/00; A47C 16/02-04
See application file for complete search history.

OTHER PUBLICATIONS

1940s Italian Ottomans. [online] Retrieved Jul. 21, 2021 from URL:
<https://orangefurniture.com/collections/vintage-ottoman/products/1940s-italian-ottomans>.*

* cited by examiner

Primary Examiner — Vy N Koenig
(74) *Attorney, Agent, or Firm* — Avek IP, LLC; John C
McMahon

(56) **References Cited**

U.S. PATENT DOCUMENTS

213,512 A 3/1879 Landie
D45,912 S * 6/1914 Martin D6/336
D96,014 S * 6/1935 Bowersox D6/349
D160,390 S 10/1950 Hubbert
2,582,703 A 1/1952 Kirshbaum
2,592,912 A 4/1952 Knipper
2,625,204 A 1/1953 Reichman
2,812,227 A 11/1957 Hill
2,838,097 A 6/1958 Gleitsman et al.
2,877,830 A 3/1959 Smith
2,950,753 A 8/1960 Gleitsman et al.
3,114,574 A 12/1963 Pryale
5,597,199 A 1/1997 Hoffman et al.
D415,360 S * 10/1999 Lewis D6/349
6,113,182 A 9/2000 Wise

(57) **CLAIM**

The ornamental design for a footrest, as shown and described.

DESCRIPTION

FIG. 1 is a perspective view of a footrest in accordance with the present invention;
FIG. 2 is a top plan view of the footrest;
FIG. 3 is a front elevational view of the footrest with a rear elevational view of the footrest being a mirror image thereof;
FIG. 4 is a bottom plan view of the footrest; and,
FIG. 5 is a first side elevational view of the footrest with a second side elevational view of the footrest being a mirror image thereof.

1 Claim, 3 Drawing Sheets

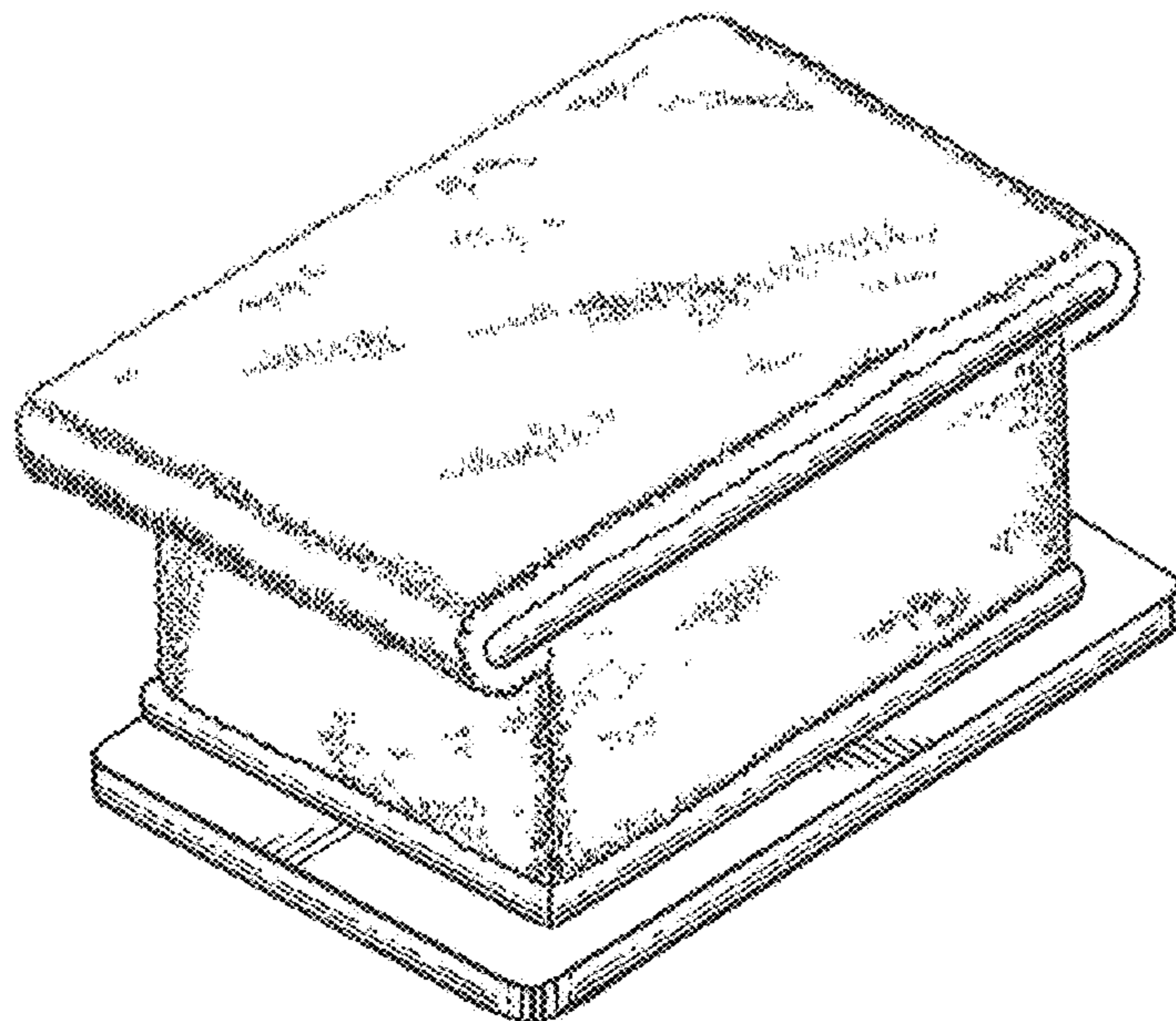


Fig. 1.

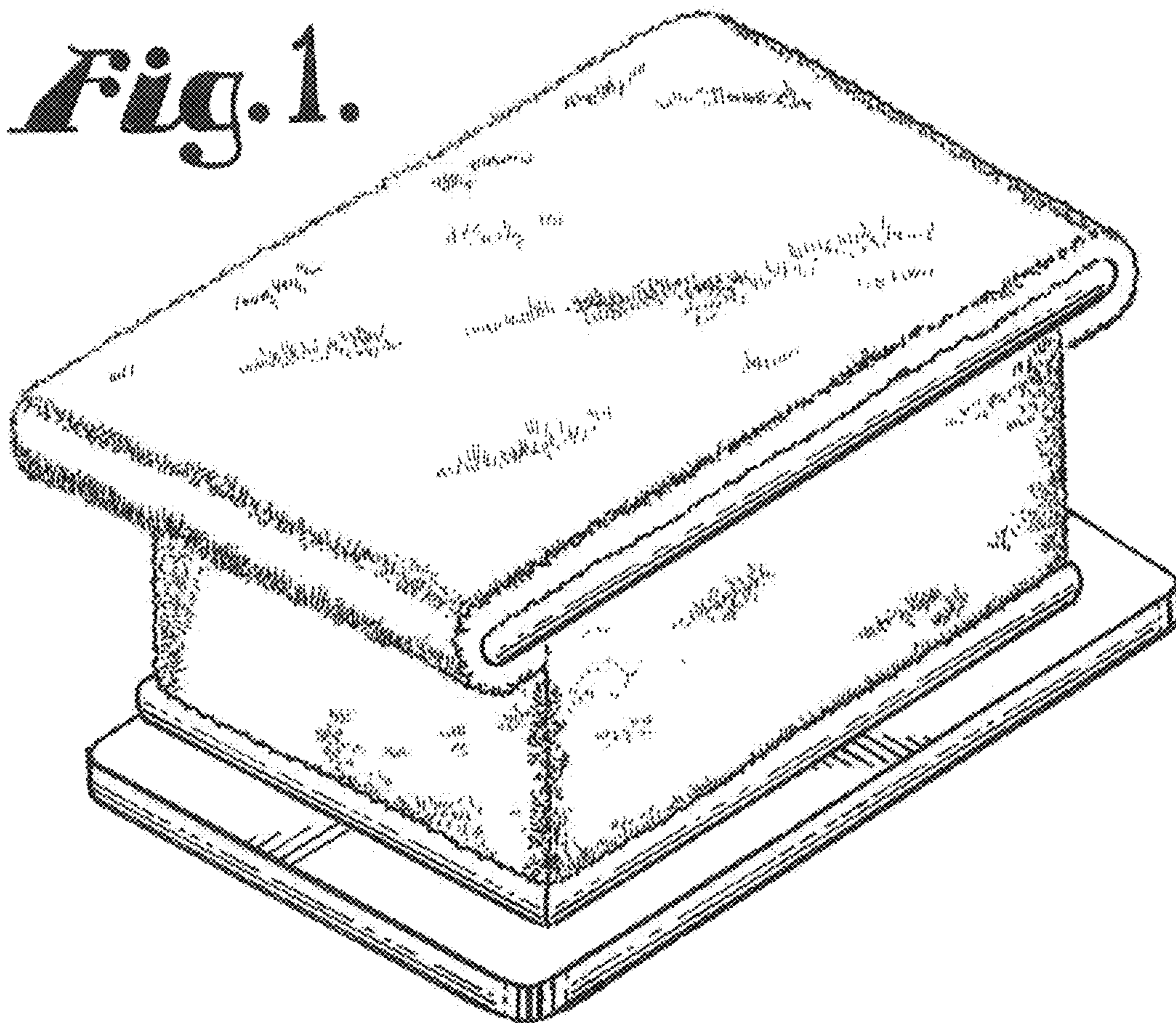



Fig. 2.



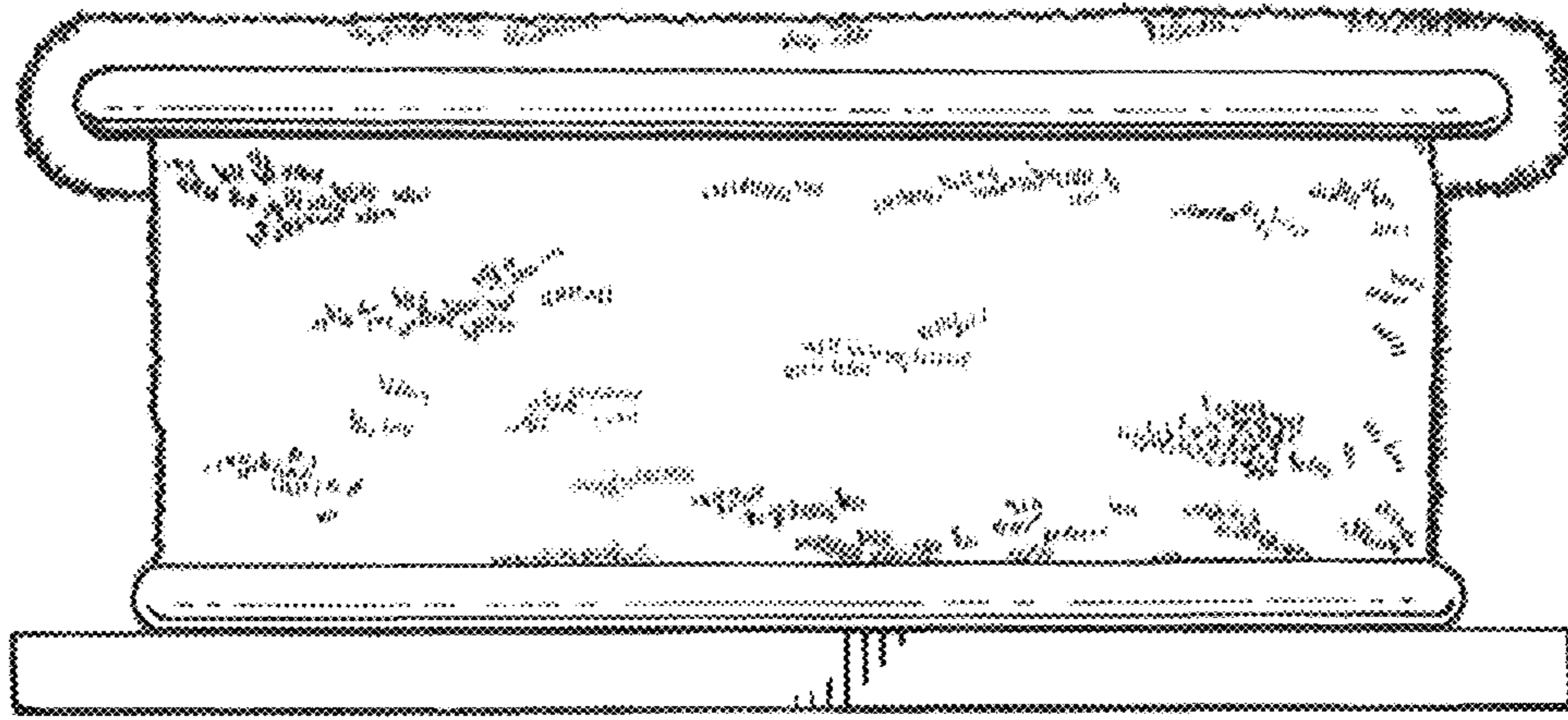


Fig. 3.

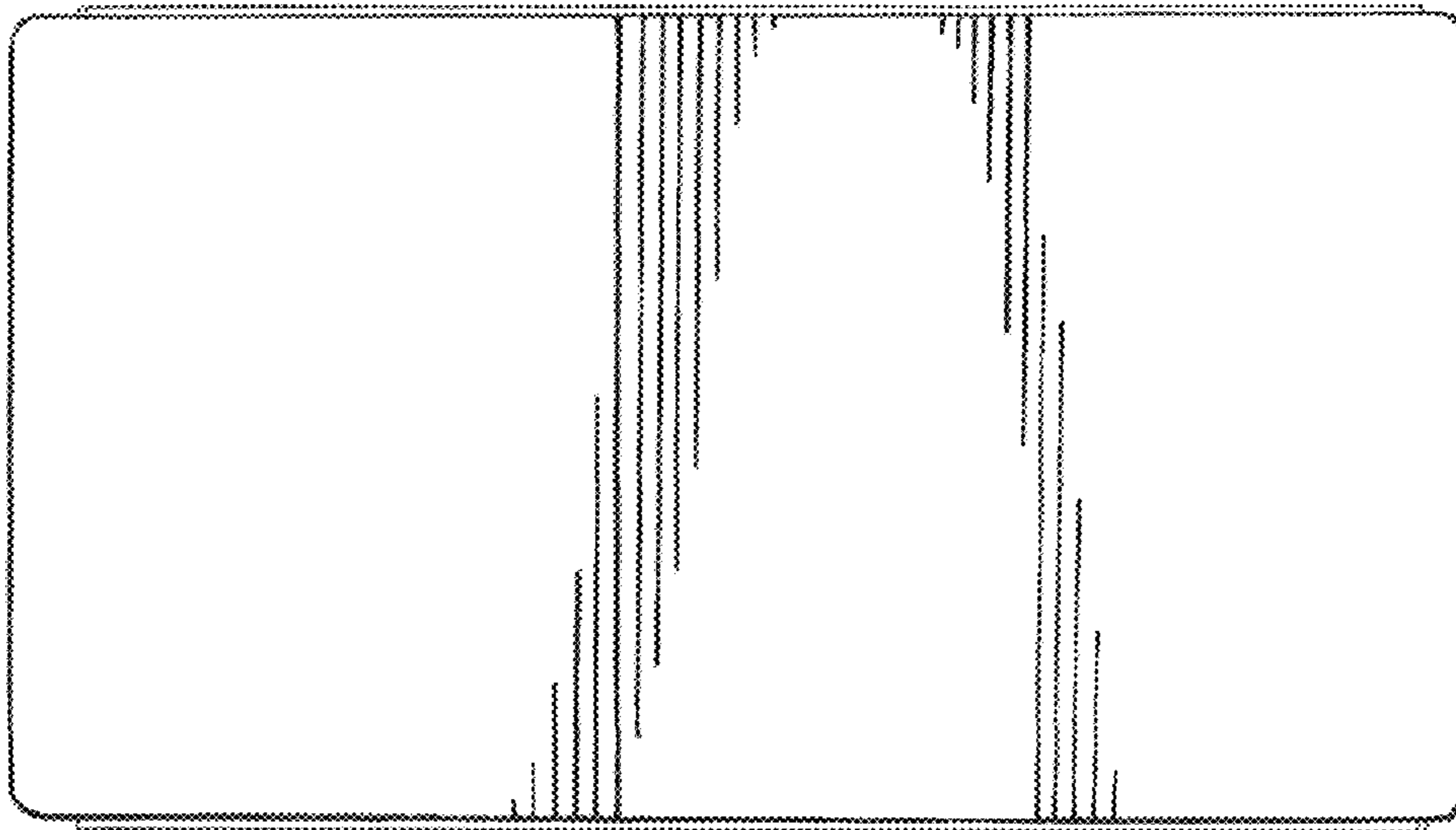


Fig. 4.

Fig. 5.

