

US00D946287S

(12) **United States Design Patent**
Kauffman et al.

(10) **Patent No.:** **US D946,287 S**
(45) **Date of Patent:** **** Mar. 22, 2022**

- (54) **BASE FOR HOLDING A HANDLE**
- (71) Applicant: **FC Brands LLC**, New York, NY (US)
- (72) Inventors: **Heather Kauffman**, Larchmont, NY (US); **Pieter Schouten**, Berkeley, CA (US); **David Chitayat**, Shanghai (CN); **Tal Chitayat**, New York, NY (US)
- (73) Assignee: **FC Brands LLC**, New York, NY (US)
- (**) Term: **15 Years**
- (21) Appl. No.: **29/749,183**
- (22) Filed: **Sep. 3, 2020**
- (51) **LOC (13) Cl.** **04-99**
- (52) **U.S. Cl.**
USPC **D4/199**
- (58) **Field of Classification Search**
USPC D4/128, 129, 131, 136, 138, 108, 109, D4/119; D32/35, 51; 15/104.5, 104.16, 15/104.2, 104.31, 104.32, 164, 165, 206; D28/65; D7/682; 452/298, 458
CPC A46B 7/026; A46B 5/005; A46B 17/04; A46B 2200/1046
See application file for complete search history.

6,382,579	B1 *	5/2002	Kenniston	B65D 35/56	248/108
6,652,684	B1 *	11/2003	Wong	A61F 2/14	156/57
D545,062	S *	6/2007	Nagoya	D4/113	
D565,845	S *	4/2008	Paulsen	D4/113	
D577,495	S *	9/2008	Borovicka	D4/138	
D591,051	S *	4/2009	Krus	D4/137	
D642,002	S *	7/2011	Rosenfeld	D6/534	
D758,743	S *	6/2016	Cessot	D4/199	
D822,393	S *	7/2018	Kwiatkowski	D4/199	
D869,176	S *	12/2019	Suzuki	D4/199	
D899,385	S *	10/2020	Luo	D4/113	
D899,785	S *	10/2020	Eggink	D4/199	
D901,812	S *	11/2020	Niccolai	D32/50	
D936,570	S *	11/2021	Sieverding	D13/107	
2004/0163979	A1 *	8/2004	Bender	A47K 1/09	206/361

* cited by examiner

Primary Examiner — Austin Murphy
(74) *Attorney, Agent, or Firm* — Pierce Atwood LLP

(57) **CLAIM**

The ornamental design for a base for holding a handle, as shown and described.

DESCRIPTION

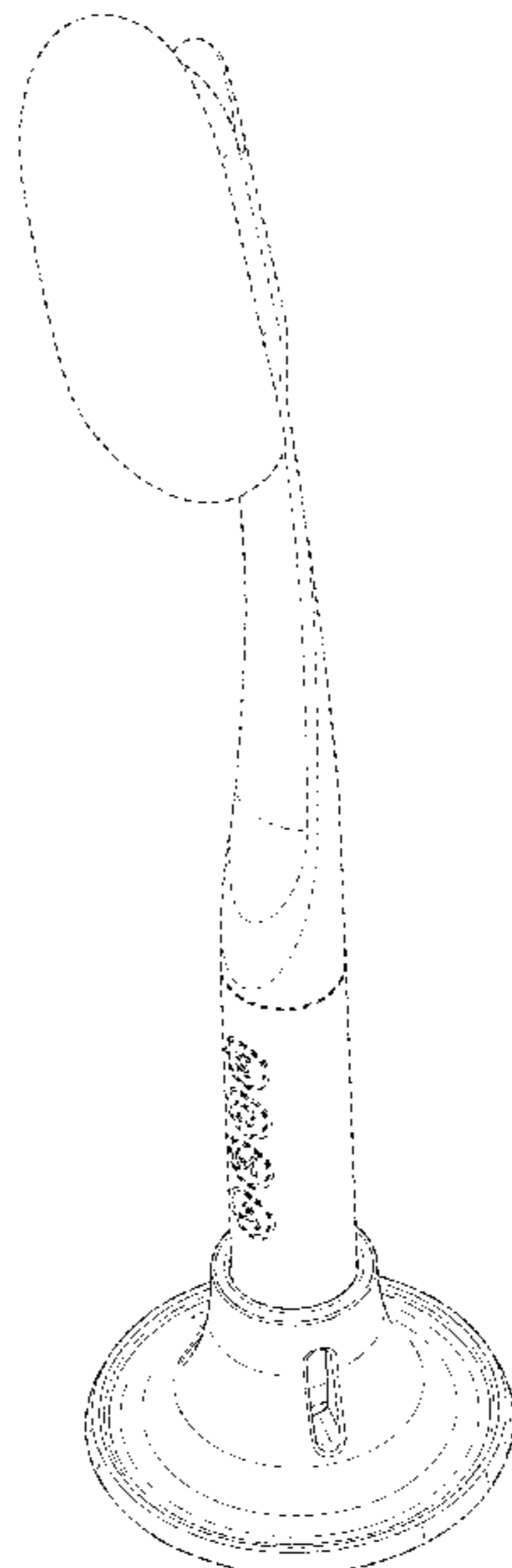
FIG. 1 is a front perspective view of a base for holding a handle showing our new design;
FIG. 2 is a front elevation view thereof;
FIG. 3 is a rear elevation view thereof;
FIG. 4 is a right side elevation view thereof;
FIG. 5 is a left side elevation view thereof;
FIG. 6 is the top plan view thereof; and,
FIG. 7 is the bottom plan view thereof.
The broken lines showing the brush handle and the brush head illustrate environmental subject matter that forms no part of the claimed design. All other broken lines depict portions of the base that form no part of the claimed design.

1 Claim, 6 Drawing Sheets

(56) **References Cited**

U.S. PATENT DOCUMENTS

2,076,826	A *	4/1937	Reinsberg	B65D 51/249	222/105
2,078,149	A *	4/1937	Lutz	B65D 51/249	222/105
D342,718	S *	12/1993	Mackay	D13/108	
D365,211	S *	12/1995	Bettanin	D4/199	
5,755,418	A *	5/1998	Kracke	A47G 23/0241	211/74
D426,428	S *	6/2000	Fredenberg	D7/619.1	






FIG. 1

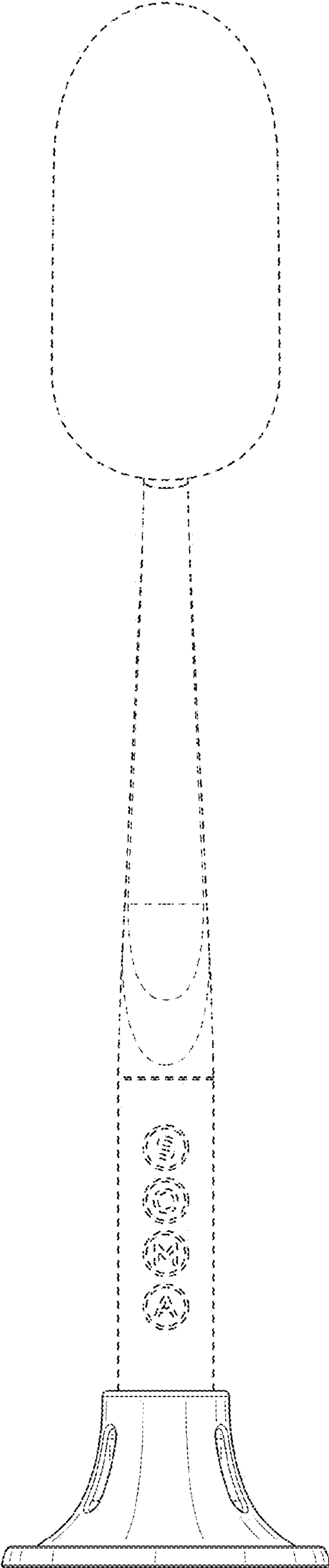


FIG. 2

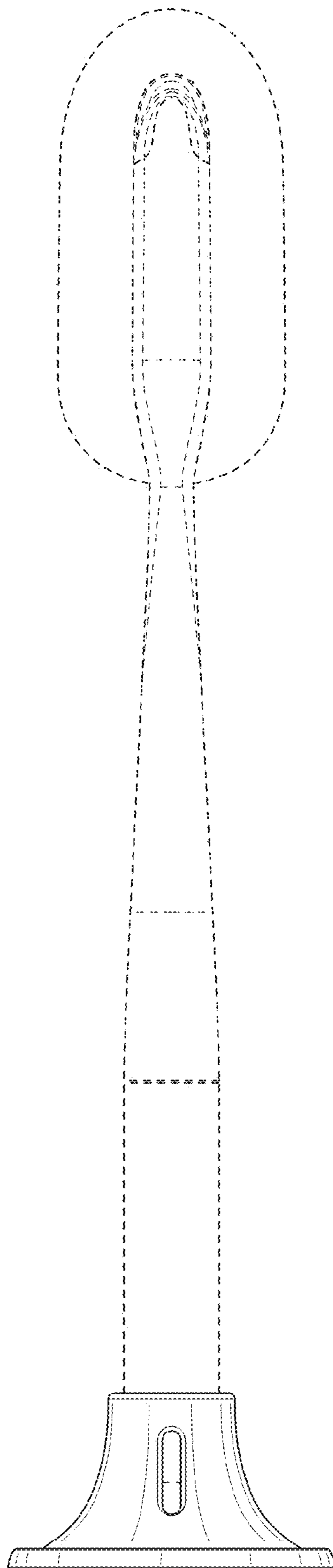


FIG. 3

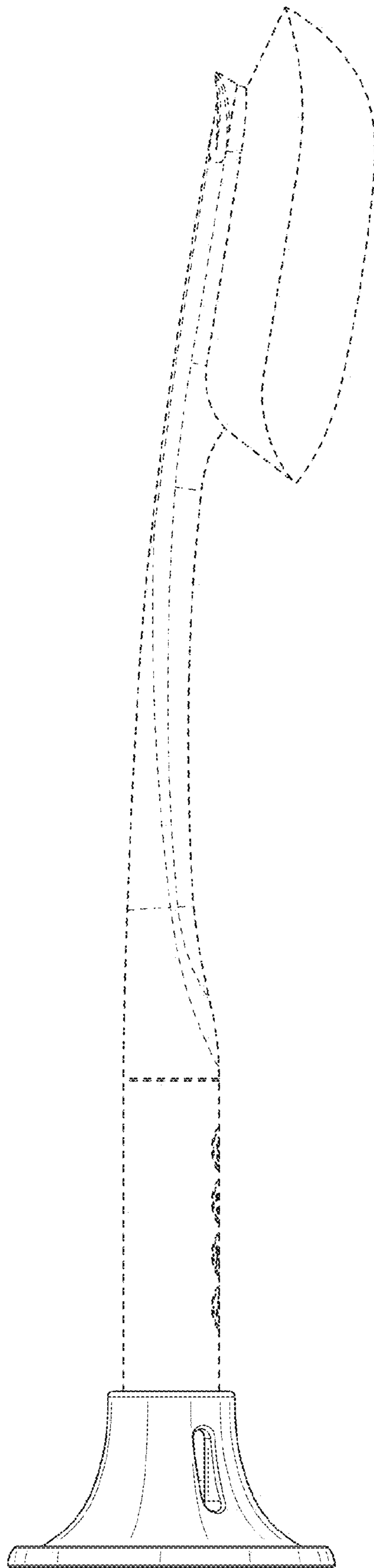


FIG. 4

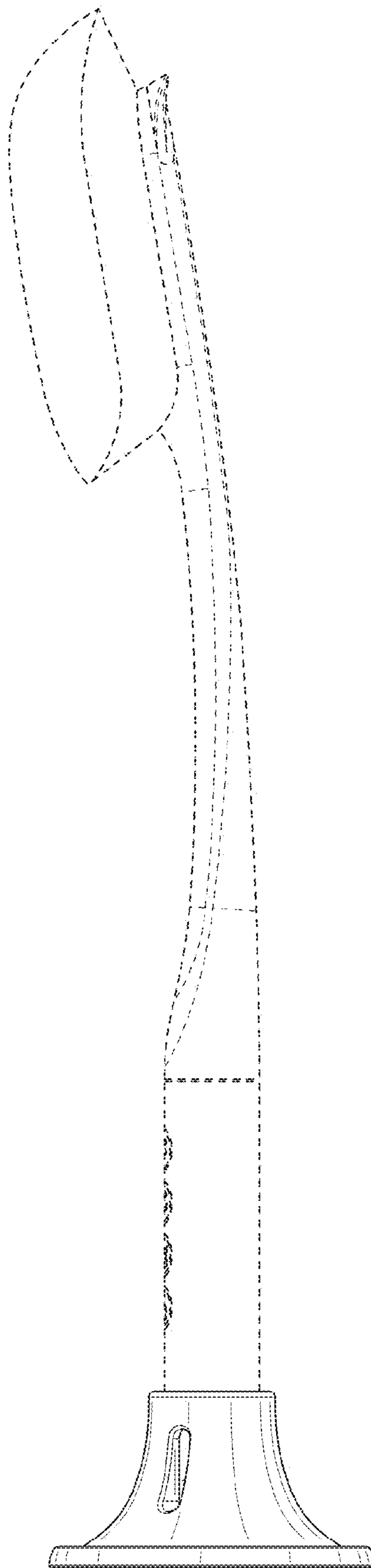


FIG. 5

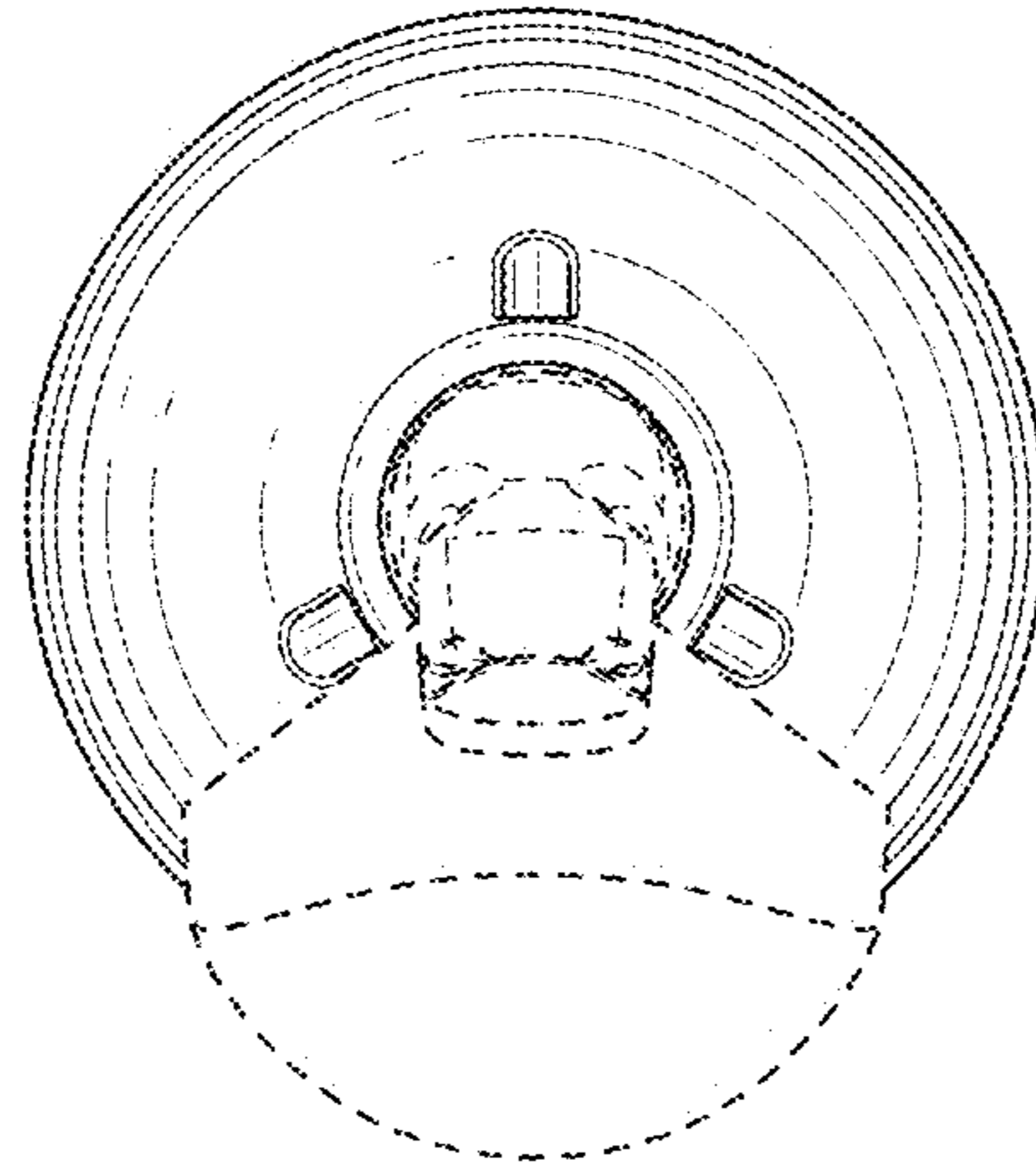


FIG. 6

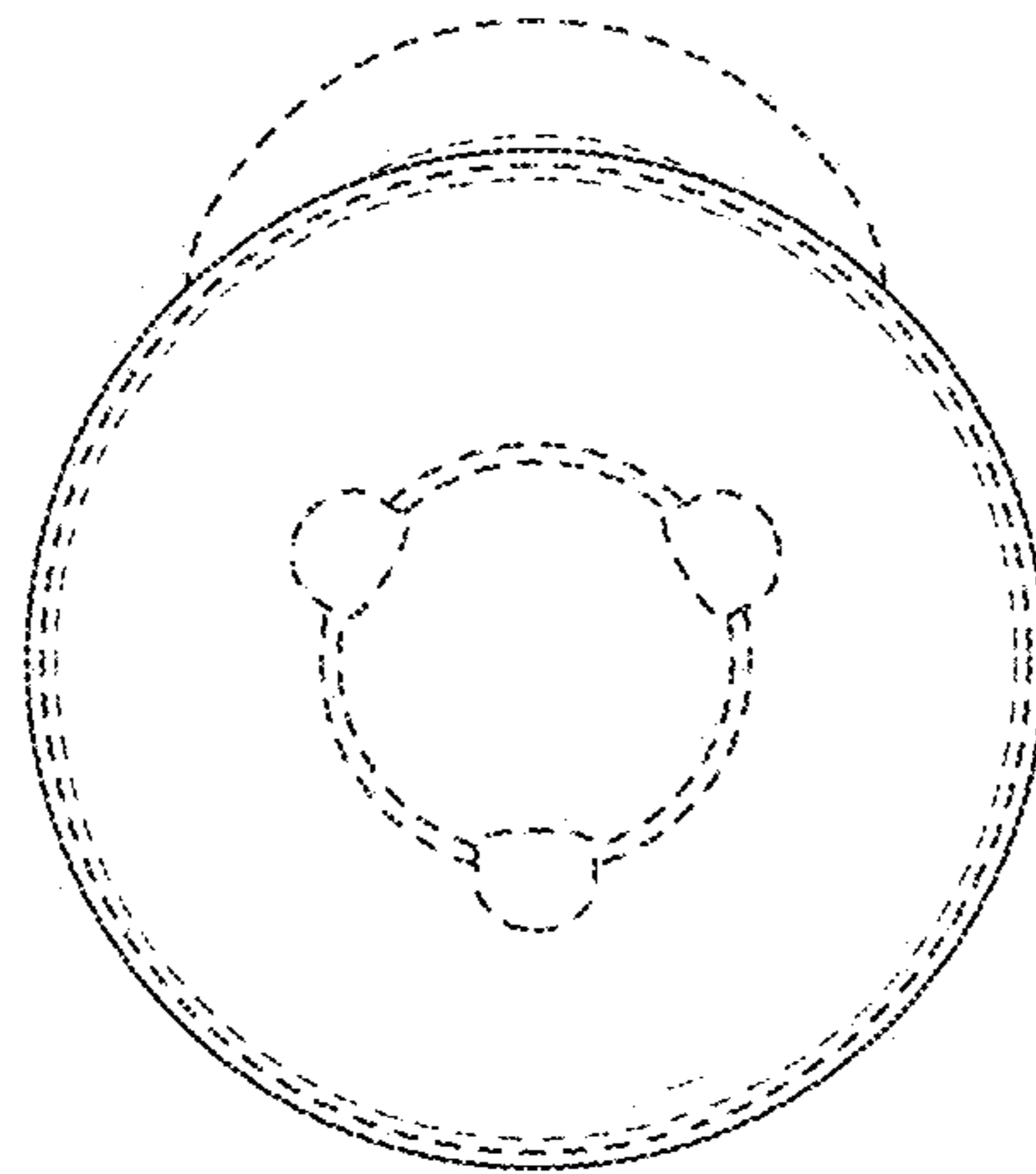


FIG. 7