



US00D946282S

(12) **United States Design Patent**  
**Gorham**

(10) **Patent No.:** **US D946,282 S**

(45) **Date of Patent:** **\*\* Mar. 22, 2022**

(54) **DECORATIVE STRAP**

(71) Applicant: **Byredo AB**, Stockholm (SE)

(72) Inventor: **Ben Gorham**, Stockholm (SE)

(73) Assignee: **Byredo AB**, Stockholm (SE)

(\*\*) Term: **15 Years**

(21) Appl. No.: **29/780,687**

(22) Filed: **Apr. 26, 2021**

**Related U.S. Application Data**

(63) Continuation of application No. 29/648,142, filed on May 18, 2018, now abandoned.

(51) **LOC (13) Cl.** ..... **03-01**

(52) **U.S. Cl.**  
USPC ..... **D3/327; D11/200**

(58) **Field of Classification Search**  
USPC ..... D3/201, 224, 228, 232, 240–246, 315,  
D3/318, 327, 328; D6/323, 328, 315;  
D8/367–373; D11/3, 200, 201; D34/28,  
D34/29

CPC ..... A45C 3/06; A45C 13/12; A45C 13/30;  
A45C 2013/10; A45C 2013/1015; A45C  
(Continued)

(56) **References Cited**

**U.S. PATENT DOCUMENTS**

D92,045 S \* 4/1934 Stein ..... D2/634  
D99,714 S \* 5/1936 Hirsh ..... D2/634  
D277,428 S \* 2/1985 Kjellen ..... D2/634  
(Continued)

**OTHER PUBLICATIONS**

Ergonomic Strap (available online Feb. 3, 2011) Retrieved from the internet Jul. 23, 2020 from URL: <https://www.yankodesign.com/2011/02/03/ergonomic-strap/>.\*

(Continued)

*Primary Examiner* — Richard Kearney

(74) *Attorney, Agent, or Firm* — Womble Bond Dickinson (US) LLP

(57) **CLAIM**

The ornamental design for a decorative strap, as shown and described.

**DESCRIPTION**

FIG. 1 is a top plan view of a first embodiment of a decorative strap;

FIG. 2 is a bottom plan view thereof;

FIG. 3 is a right side view thereof;

FIG. 4 is a left side view thereof;

FIG. 5 is an enlarged, fragmentary top perspective view thereof;

FIG. 6 is an enlarged, fragmentary bottom perspective view thereof;

FIG. 7 is an enlarged, cross-sectional view thereof taken along 7-7 in FIG. 1;

FIG. 8 is a top plan view of a second embodiment of a decorative strap;

FIG. 9 is a bottom plan view thereof;

FIG. 10 is a right side view thereof;

FIG. 11 is a left side view thereof;

FIG. 12 is an enlarged, fragmentary top perspective view thereof;

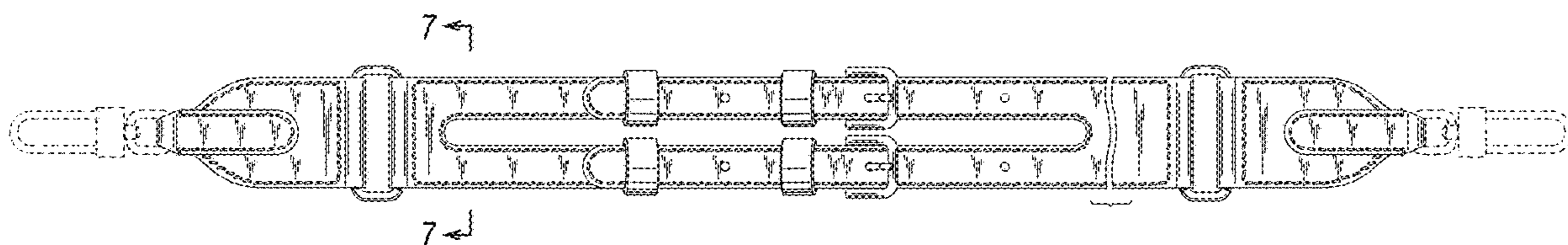
FIG. 13 is an enlarged, fragmentary bottom perspective view thereof; and,

FIG. 14 is an enlarged, cross-sectional view thereof taken along 14-14 in FIG. 1.

The broken lines shown in the drawings illustrate environmental structure and form no part of the claimed design.

The decorative strap is shown with a symbolic break in its length. The appearance of any portion of the article between the break lines forms no part of the claimed design.

**1 Claim, 4 Drawing Sheets**



(58) **Field of Classification Search**

CPC .... 2013/306; A45C 2200/20; A45F 2003/142;  
A45F 2005/002; A45F 5/00

See application file for complete search history.

(56) **References Cited**

U.S. PATENT DOCUMENTS

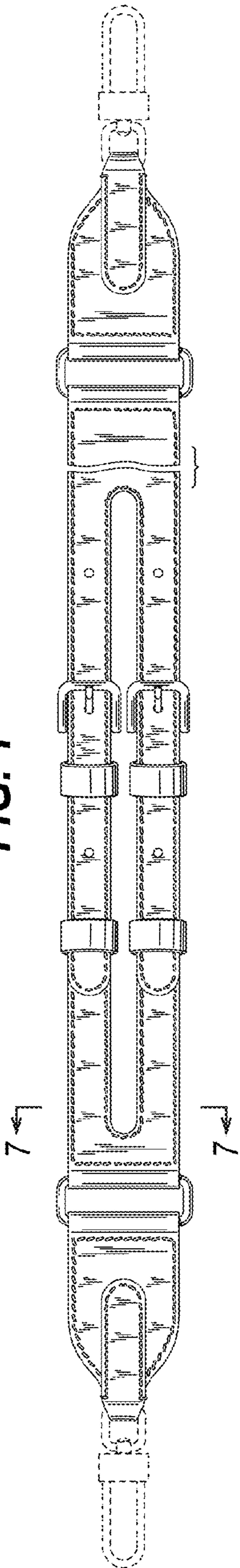
4,726,077 A \* 2/1988 Batiste ..... A41F 9/00  
2/321  
4,802,667 A \* 2/1989 Altner ..... A61F 5/028  
2/338  
5,226,195 A \* 7/1993 Pappas, Jr. .... A41F 9/002  
2/321  
6,327,714 B1 \* 12/2001 Koerner ..... A41F 9/00  
2/227  
D545,058 S \* 6/2007 Kiely ..... D3/246  
D585,180 S \* 1/2009 Mouquet ..... D2/627  
D674,431 S \* 1/2013 Kim ..... D16/243  
D770,776 S \* 11/2016 Hannon ..... D3/327  
D808,290 S \* 1/2018 Hardy ..... D11/3  
D909,229 S \* 2/2021 Williams ..... D11/4

OTHER PUBLICATIONS

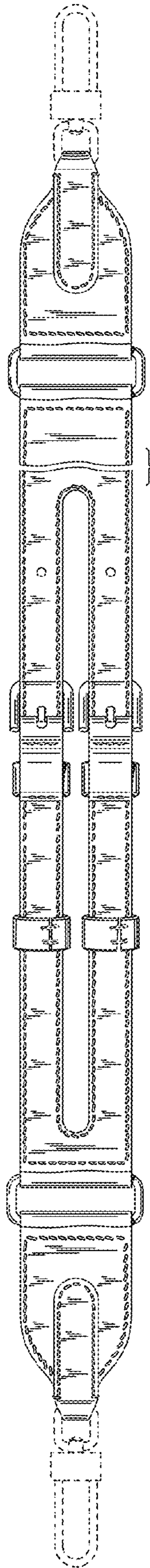
Luxury leather handbag collection (available online) Retrieved from  
the internet Jul. 23, 2020 from URL: [https://www.byredo.com/us\\_](https://www.byredo.com/us_en/leather-goods/bags/)  
[en/leather-goods/bags/](https://www.byredo.com/us_en/leather-goods/bags/).\*

\* cited by examiner

**FIG. 1**



**FIG. 2**



**FIG. 3**



**FIG. 4**



FIG. 5

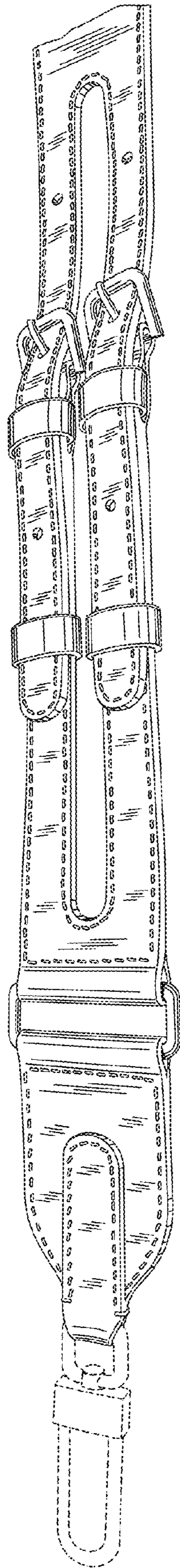


FIG. 6

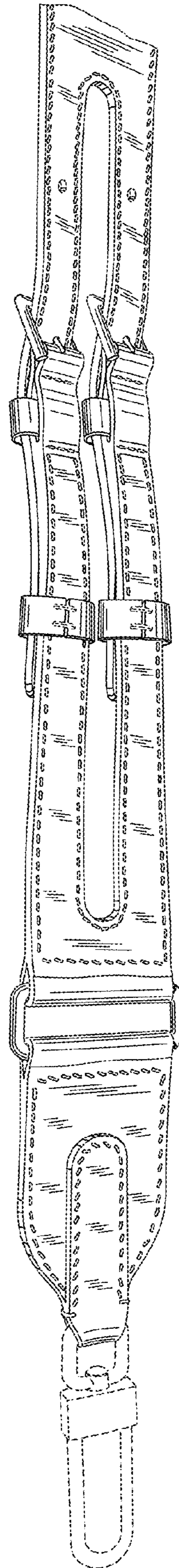
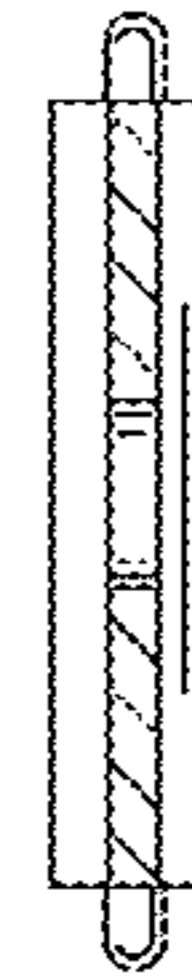
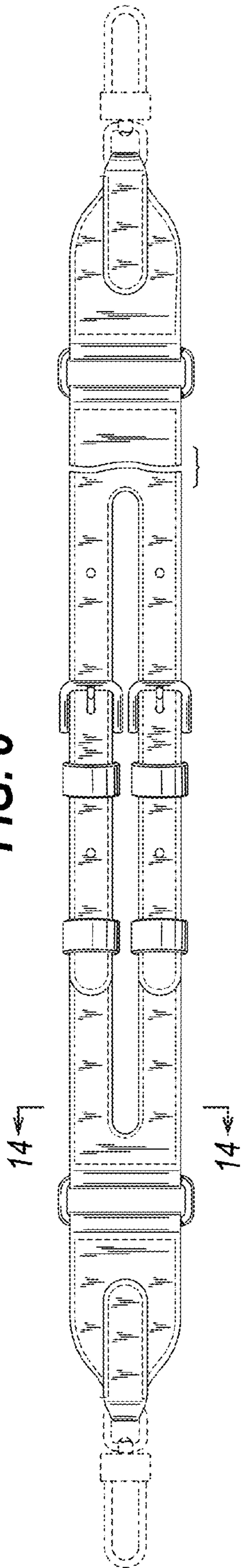


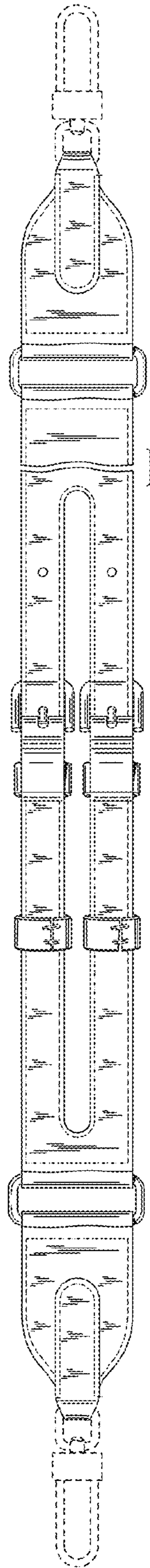
FIG. 7



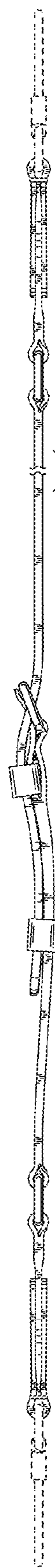
**FIG. 8**



**FIG. 9**



**FIG. 10**



**FIG. 11**



FIG. 12

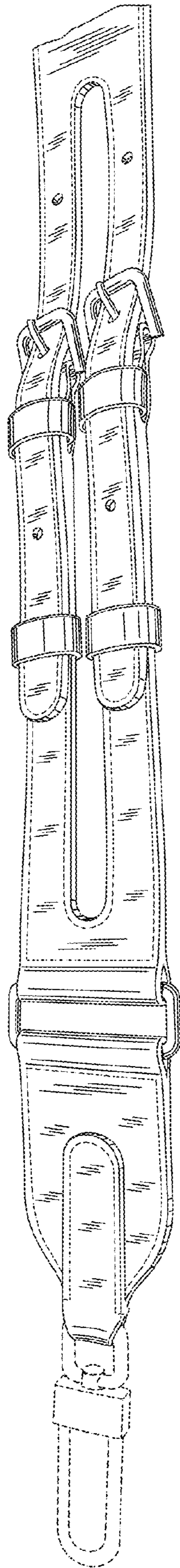


FIG. 13

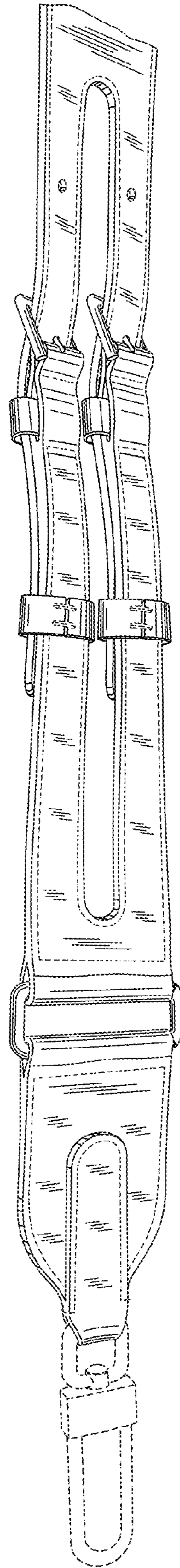


FIG. 14

