

US00D946275S

(12) **United States Design Patent** (10) **Patent No.:** **US D946,275 S**
Dumas (45) **Date of Patent:** **** Mar. 22, 2022**

(54) **WALLET**

(71) Applicant: **HERMES SELLIER (Société par actions simplifiée)**, Paris (FR)

(72) Inventor: **Pierre-Alexis Dumas**, Paris (FR)

(**) Term: **15 Years**

(21) Appl. No.: **35/510,040**

(22) Filed: **Feb. 14, 2020**

(80) **Hague Agreement Data**

Int. Filing Date: **Feb. 14, 2020**

Int. Reg. No.: **DM/206813**

Int. Reg. Date: **Feb. 14, 2020**

Int. Reg. Pub. Date: **Aug. 14, 2020**

(51) **LOC (13) Cl.** **03-01**

(52) **U.S. Cl.**
USPC **D3/247**
CPC **B65D 25/04** (2013.01)

(58) **Field of Classification Search**

USPC D3/201, 203.1, 203.2, 203.6, 203.7, D3/203.8, 202–206, 244, 247, 272–282, D3/292, 294, 315, 901, 903–905, 284, D3/317; D9/600, 643, 644, 645, 651, D9/655, 657, 420, 423, 424, 425, 430, D9/432, 443, 529, 428, 429; D7/605
CPC B65D 25/04; A47G 23/0208; A47G 23/04; B25H 3/026; A42B 1/006; D06F 95/004; D06F 95/006; A45C 3/00; A45C 3/001; A45C 5/08; A45C 7/0022; A45C 7/0031; A45C 7/0072; A45C 7/0077

See application file for complete search history.

(56) **References Cited**

U.S. PATENT DOCUMENTS

D343,951 S *	2/1994	Petty	D3/243
D380,606 S *	7/1997	Chen	D3/226
D530,082 S *	10/2006	Sweeney	D3/246
D581,665 S *	12/2008	Gerbi	D3/245
D659,394 S *	5/2012	Hebert	D3/247
D706,537 S *	6/2014	Brandt	D3/247
D794,952 S *	8/2017	Feng	D3/247
D831,955 S *	10/2018	Brandt	D3/232
D858,096 S *	9/2019	Liu	D3/249
D892,107 S *	8/2020	Zhao	D14/250
D912,980 S *	3/2021	Broadway	D3/250

* cited by examiner

Primary Examiner — Richard E Chilcot

(57) **CLAIM**

The ornamental design for a wallet, as shown and described.

DESCRIPTION

1. Wallet

FIG. 1.1 is a perspective view of a wallet of the claimed design.

FIG. 1.2 is a front view of the wallet shown in FIG. 1.1.

FIG. 1.3 is a back view of the wallet shown in FIG. 1.1.

FIG. 1.4 is a right side view of the wallet shown in FIG. 1.1.

FIG. 1.5 is a left side view of the wallet shown in FIG. 1.1.


FIG. 1.6 is a top plan view of the wallet shown in FIG. 1.1.

FIG. 1.7 is a bottom plan view of the wallet shown in FIG. 1.1.


FIG. 1.8 is an additional perspective view of the wallet shown in FIG. 1.1.

Dotted lines in the images represent seams that are not part of the design and are not claimed.

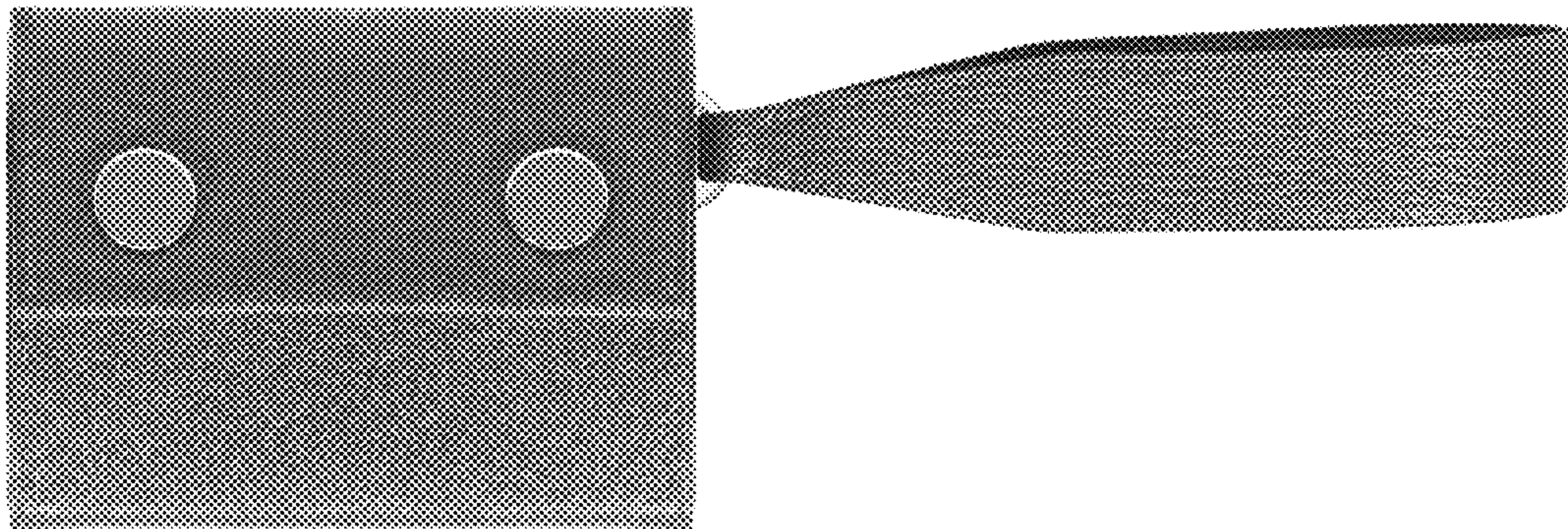
1 Claim, 8 Drawing Sheets




1.1




1.2




1.3



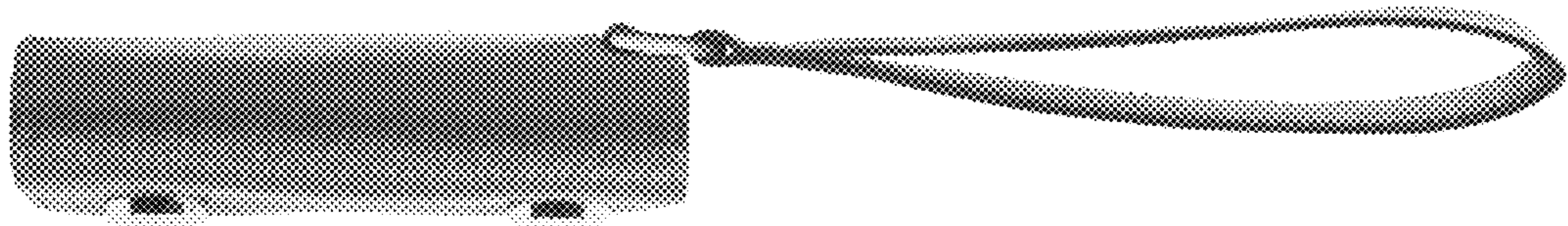
1.4




1.5



1.6



1.7



1.8

