

US00D946262S

(12) **United States Design Patent**
Cormack

(10) **Patent No.:** **US D946,262 S**
(45) **Date of Patent:** **** Mar. 22, 2022**

- (54) **WEAVING NEEDLE**
- (71) Applicant: **Leslie Ohlhues Cormack**, Ft. Gibson, OK (US)
- (72) Inventor: **Leslie Ohlhues Cormack**, Ft. Gibson, OK (US)
- (**) Term: **15 Years**
- (21) Appl. No.: **29/703,385**
- (22) Filed: **Aug. 27, 2019**
- (51) **LOC (13) Cl.** **02-07**
- (52) **U.S. Cl.**
USPC **D3/28**; D15/78
- (58) **Field of Classification Search**
USPC D3/18, 20, 28; D15/66, 67, 68, 69, 70, D15/71, 72, 73, 74, 75, 76, 77, 78
CPC D05B 85/00; D05B 85/02
See application file for complete search history.

- 1,358,067 A * 11/1920 Ensfield 66/118
- D58,821 S * 8/1921 Regan D15/78
- 1,619,142 A * 3/1927 Lippard D05B 85/02
- 223/102
- RE16,926 E * 4/1928 Lippard D05B 85/02
- 223/102
- 1,851,793 A * 3/1932 Wharrad D05B 85/00
- 223/102
- 2,048,619 A * 7/1936 Pavia B65H 63/086
- 139/289

(Continued)

(56) **References Cited**

U.S. PATENT DOCUMENTS

- 487,134 A * 11/1892 Stevens D05B 85/00
- 223/103
- 523,476 A * 7/1894 Kohlmann D05B 85/00
- 223/103
- D30,899 S * 5/1899 Wyman D15/78
- D31,259 S * 7/1899 Crompton D15/78
- 655,333 A * 8/1900 Esterbrook D05B 85/00
- 223/103
- 696,185 A * 3/1902 Noyes D05B 85/00
- 223/103
- 748,713 A * 1/1904 Fehr D03C 9/02
- 139/96
- 1,081,604 A * 12/1913 Gault D05B 85/00
- 223/103
- 1,134,001 A * 3/1915 Olney D05B 85/00
- 223/102
- D47,718 S * 8/1915 Fitch D3/28
- D52,973 S * 2/1919 Stansbery D3/28

OTHER PUBLICATIONS

“7 Pieces Wood Hand Loom Stick Set, Include 5 Pieces Wood Weaving Crochet Needle with Wooden Shuttles Weaving Stick and Wood Weaving Comb for Knitted Crafts DIY” [online]. WILLBOND. [Product first available on Aug. 26, 2020]. Retrieved from the Internet: <<https://www.amazon.com/dp/B08GPL1R36>>.*

Primary Examiner — Mojtaba Tehrani
(74) *Attorney, Agent, or Firm* — Dennis D. Brown; Brown Patent Law, P.L.L.C.

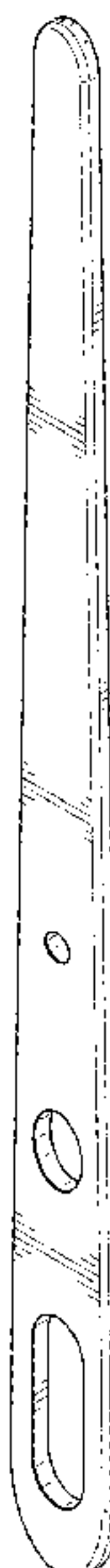
(57) **CLAIM**

The ornamental design for a weaving needle, as shown and described.

DESCRIPTION

FIG. 1 is a front perspective view illustrating the weaving needle of my new design.
FIG. 2 is a front elevational view of the weaving needle.
FIG. 3 is a rear elevational view of the weaving needle.
FIG. 4 is a right side elevational view of the weaving needle.
FIG. 5 is a left side elevational view of the weaving needle.
FIG. 6 is a top view of the weaving needle; and,
FIG. 7 is a bottom view of the weaving needle.
The broken lines shown in the drawings represent unclaimed portions of the design and form no part thereof.

1 Claim, 2 Drawing Sheets



(56)

References Cited

U.S. PATENT DOCUMENTS

2,090,807 A *	8/1937	Phillips	D04B 17/04	3,523,511 A *	8/1970	Balcazar	D05B 87/02
				66/117					112/225
D106,892 S *	11/1937	McGeough	D15/78	3,525,460 A *	8/1970	Hendy	D05B 85/02
2,443,540 A *	6/1948	Lewis	D04B 17/04					223/102
				66/117	3,678,712 A *	7/1972	Singleton	D05B 85/00
2,539,859 A *	1/1951	Rainville	D05B 85/02					66/118
				112/224	4,113,155 A *	9/1978	Gibby	D05B 85/00
D172,898 S *	8/1954	Nadeau	D15/78					223/102
2,740,568 A *	4/1956	Ostergaard	D05B 85/02	4,667,860 A *	5/1987	Feuerman	D05B 87/00
				223/102					223/102
2,758,648 A *	8/1956	Dodds	B21G 1/00	D413,431 S *	9/1999	Allender	D3/28
				163/5	D414,328 S *	9/1999	Shotton	D3/28
2,865,543 A *	12/1958	Winkler	D05B 85/02	6,006,965 A *	12/1999	Hamann	D05B 87/00
				223/102					223/102
3,428,094 A *	2/1969	Kaufmann	D03C 9/02	6,382,117 B2 *	5/2002	Cardoso	D05B 85/00
				139/91					112/222
3,473,710 A *	10/1969	Lindquist	D05B 85/02	D467,726 S *	12/2002	Zaniewski	D3/28
				223/102	D492,477 S *	7/2004	Zaniewski	D3/28
					D548,453 S *	8/2007	Mihara	D3/28
					D730,412 S *	5/2015	Nitta	D15/78
					D816,321 S *	5/2018	Rieger	D3/18

* cited by examiner

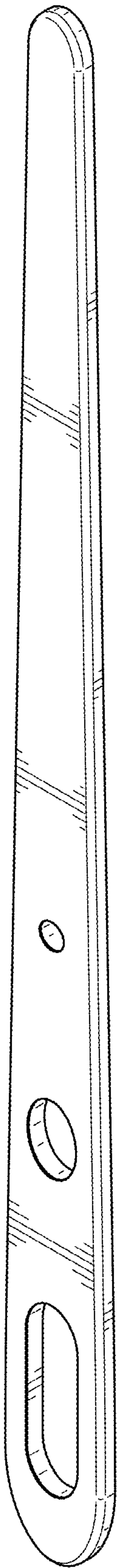


FIG. 1

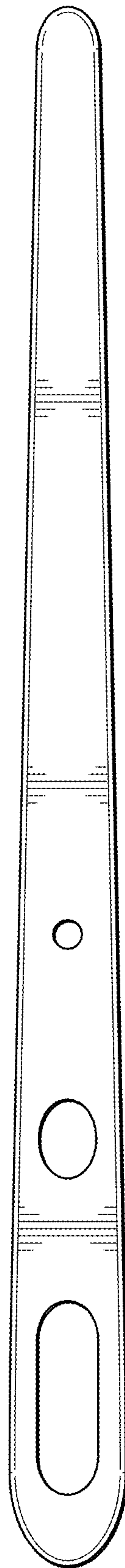


FIG. 2

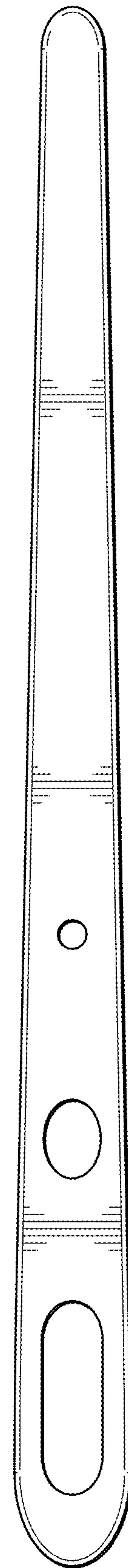


FIG. 3



FIG. 4



FIG. 5




FIG. 6




FIG. 7