



US00D946260S

(12) **United States Design Patent**
Kuris

(10) **Patent No.:** **US D946,260 S**

(45) **Date of Patent:** **** *Mar. 22, 2022**

- (54) **PAIR OF SHOE INSERTS**
- (71) Applicant: **Melis Kuris**, San Antonio, TX (US)
- (72) Inventor: **Melis Kuris**, San Antonio, TX (US)
- (*) Notice: This patent is subject to a terminal disclaimer.
- (**) Term: **15 Years**
- (21) Appl. No.: **29/737,042**
- (22) Filed: **Jun. 4, 2020**
- (51) **LOC (13) Cl.** **02-04**
- (52) **U.S. Cl.**
USPC **D2/979**
- (58) **Field of Classification Search**
USPC D2/909, 946, 961, 972, 976, 979;
D20/31, 32
CPC A43B 17/00; A43B 17/003; A43B 17/006;
A43B 17/02; A43B 17/03; A43B 17/04;
A43B 17/12; A43B 17/14; A43B 19/00;
A43B 19/005; A43C 13/14; A43D 3/14;
A43D 3/1433; A43D 3/1441; A43D 3/145
See application file for complete search history.

- 2,473,207 A * 6/1949 Kessler A43D 3/1441
12/116.8
 - 2,475,390 A * 7/1949 Florences A43D 3/1441
12/116.8
 - D194,832 S * 3/1963 Babel D2/979
 - 3,175,237 A * 3/1965 Baas, Sr. A43D 3/1433
12/116.8
 - D209,562 S * 12/1967 Beyrle D2/979
 - 4,656,761 A * 4/1987 Lord A43C 13/14
36/72 R
 - D407,555 S * 4/1999 Sorofinan D2/979
 - D411,251 S * 6/1999 Brown D2/979
- (Continued)

(56) **References Cited**

U.S. PATENT DOCUMENTS

- 1,767,145 A * 6/1930 Layman A43D 3/1458
12/117.2
- 1,897,114 A * 2/1933 Eddins A43D 3/1441
12/116.8
- 1,926,272 A * 9/1933 Eddins B65D 73/0042
206/763
- 1,999,150 A * 4/1935 Eddins A43D 3/1441
12/116.8
- 2,320,490 A * 6/1943 Uddenborgjohan
A43D 3/1441
12/116.8
- 2,381,419 A * 8/1945 Atlass A43D 3/1483
12/116.6
- 2,417,589 A * 3/1947 Desrosiers A43D 3/1433
12/117.2

OTHER PUBLICATIONS

Amazon.com, FootFitter Foam Shoe Tree, announced Jan. 18, 2017 [online], [site visited Jul. 28, 2021]. Available from internet, URL: https://www.amazon.com/dp/B000PON1DE/ref=emc_b_5_t (Year: 2017).*

Primary Examiner — Elizabeth J Oswecki
Assistant Examiner — Yelizaveta Y Masalimova
(74) *Attorney, Agent, or Firm* — Jennifer Riel; Riel Law

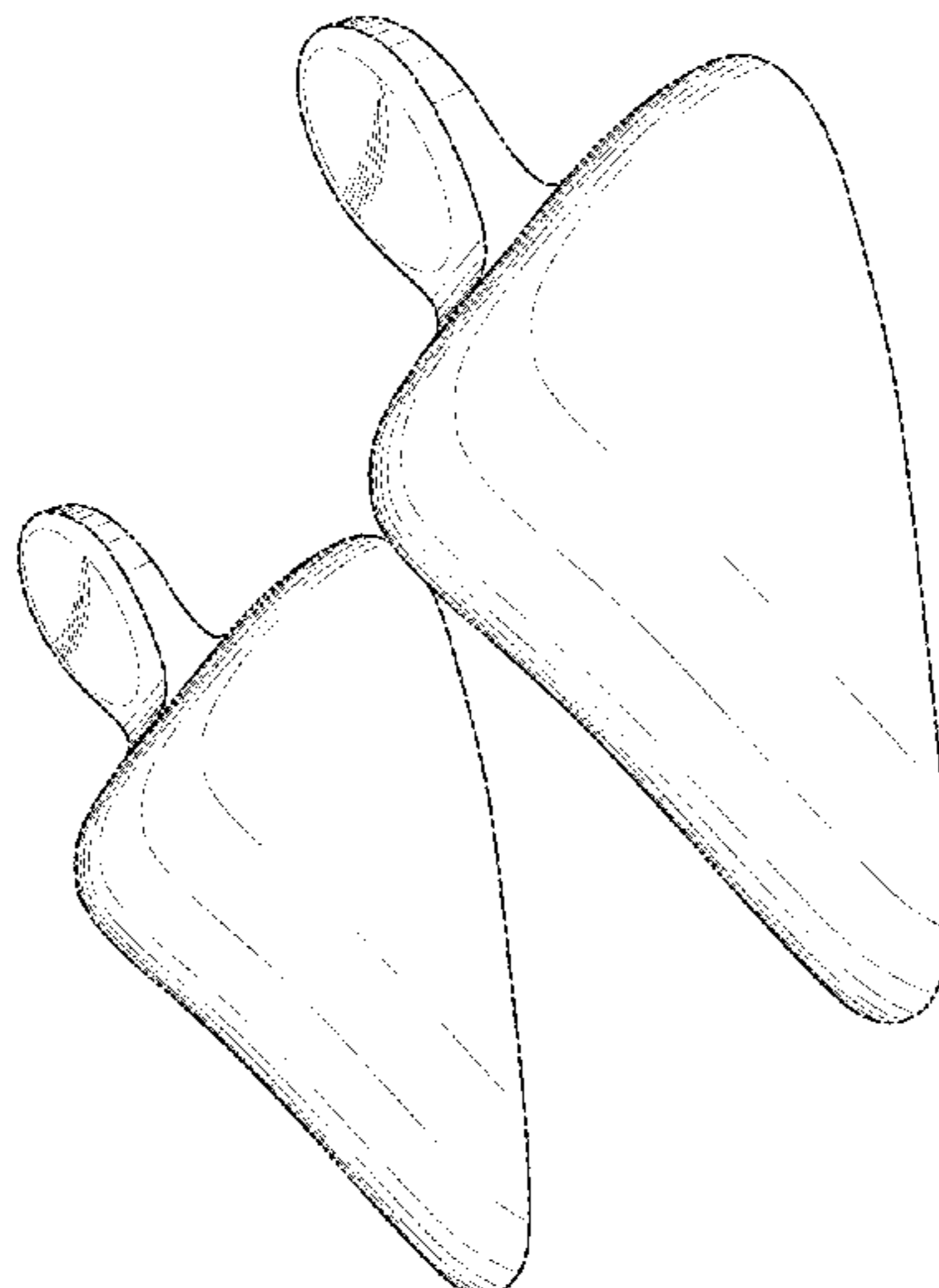
(57) **CLAIM**

The ornamental design for a pair of shoe inserts, as shown and described.

DESCRIPTION

FIG. 1 is a perspective view of a pair of shoe inserts showing my new design;
FIG. 2 is a top plan view thereof;
FIG. 3 is a bottom plan view thereof;
FIG. 4 is a right side elevational view thereof;
FIG. 5 is a left side elevational view thereof;
FIG. 6 is a front elevational view thereof; and,
FIG. 7 is a rear elevational view thereof.
The broken lines shown in the drawings represent portions of the pair of shoe inserts that form no part of the claimed design.

1 Claim, 5 Drawing Sheets



(56)

References Cited

U.S. PATENT DOCUMENTS

D418,670 S * 1/2000 Wilcox D2/979
D429,878 S * 8/2000 Tsung-Ping D2/979
6,192,540 B1 * 2/2001 Tsung-Ping A43D 3/1433
12/114.2
6,202,240 B1 * 3/2001 Tsung-Ping A43D 3/1433
12/114.2
6,209,161 B1 * 4/2001 Tsung-Ping A43D 3/1433
12/114.2
D730,038 S * 5/2015 Ghahari D2/979
2006/0207039 A1 * 9/2006 Huang A43D 3/1433
12/128 R
2006/0236471 A1 * 10/2006 Kelly A43D 3/1466
12/114.2
2009/0031507 A1 * 2/2009 McChesney A43D 3/1433
12/115.6
2011/0247151 A1 * 10/2011 Bentel A43D 3/1441
12/114.2
2014/0298689 A1 * 10/2014 Darby A43B 23/086
36/77 R
2017/0095039 A1 * 4/2017 Stockton A43D 3/1475
2020/0383430 A1 * 12/2020 Kuris A43D 3/1433

* cited by examiner

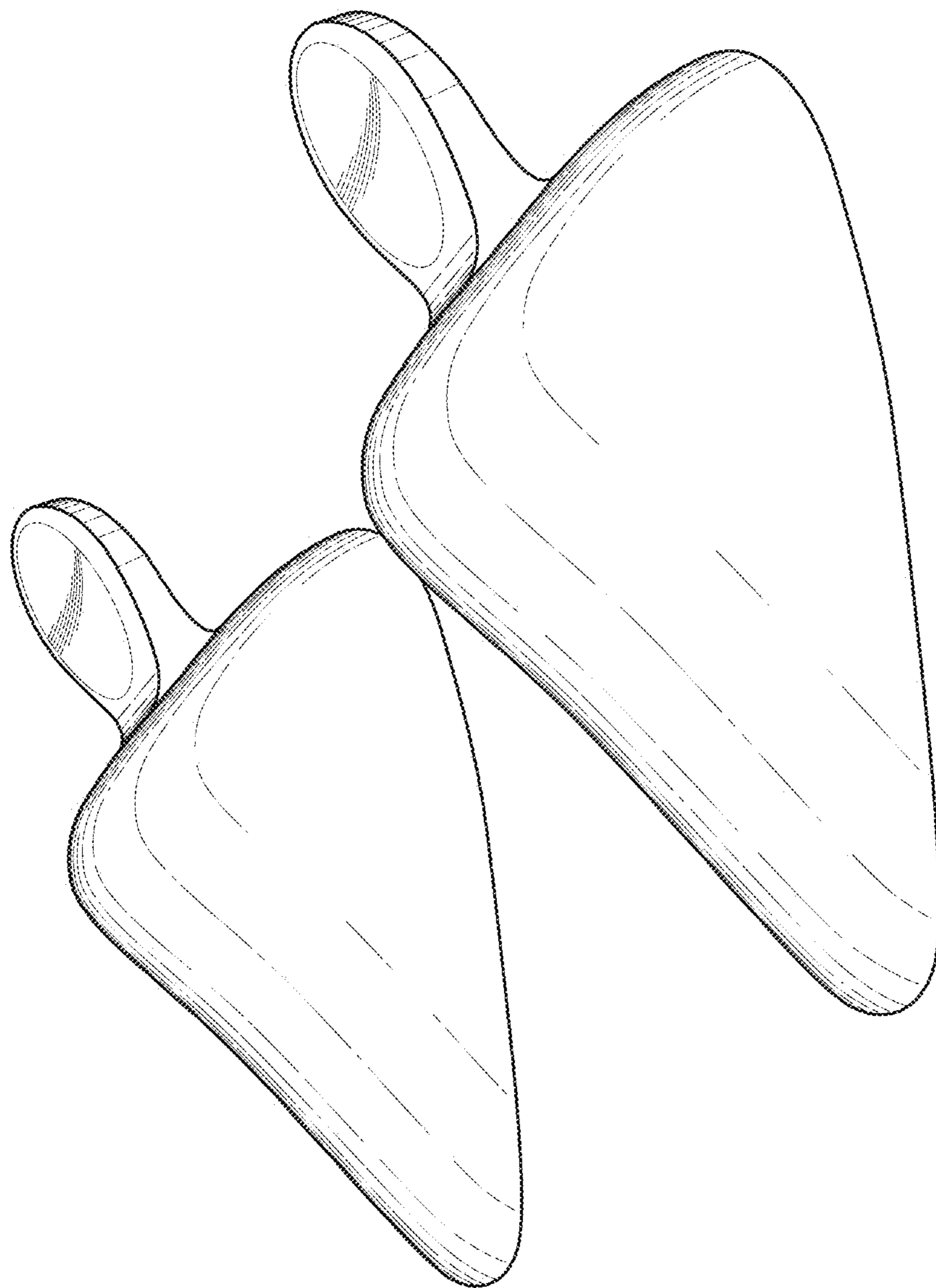


Fig. 1

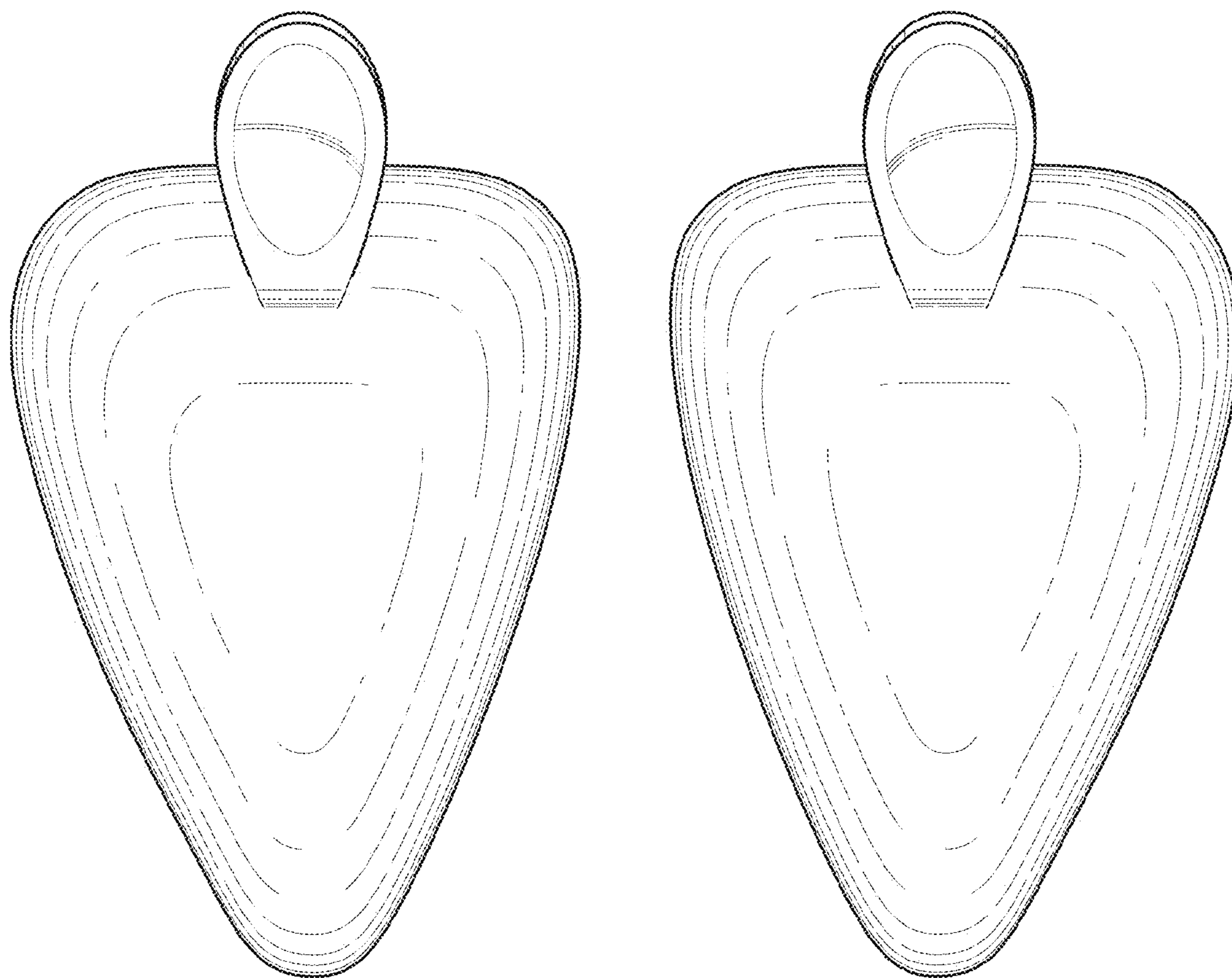


Fig. 2

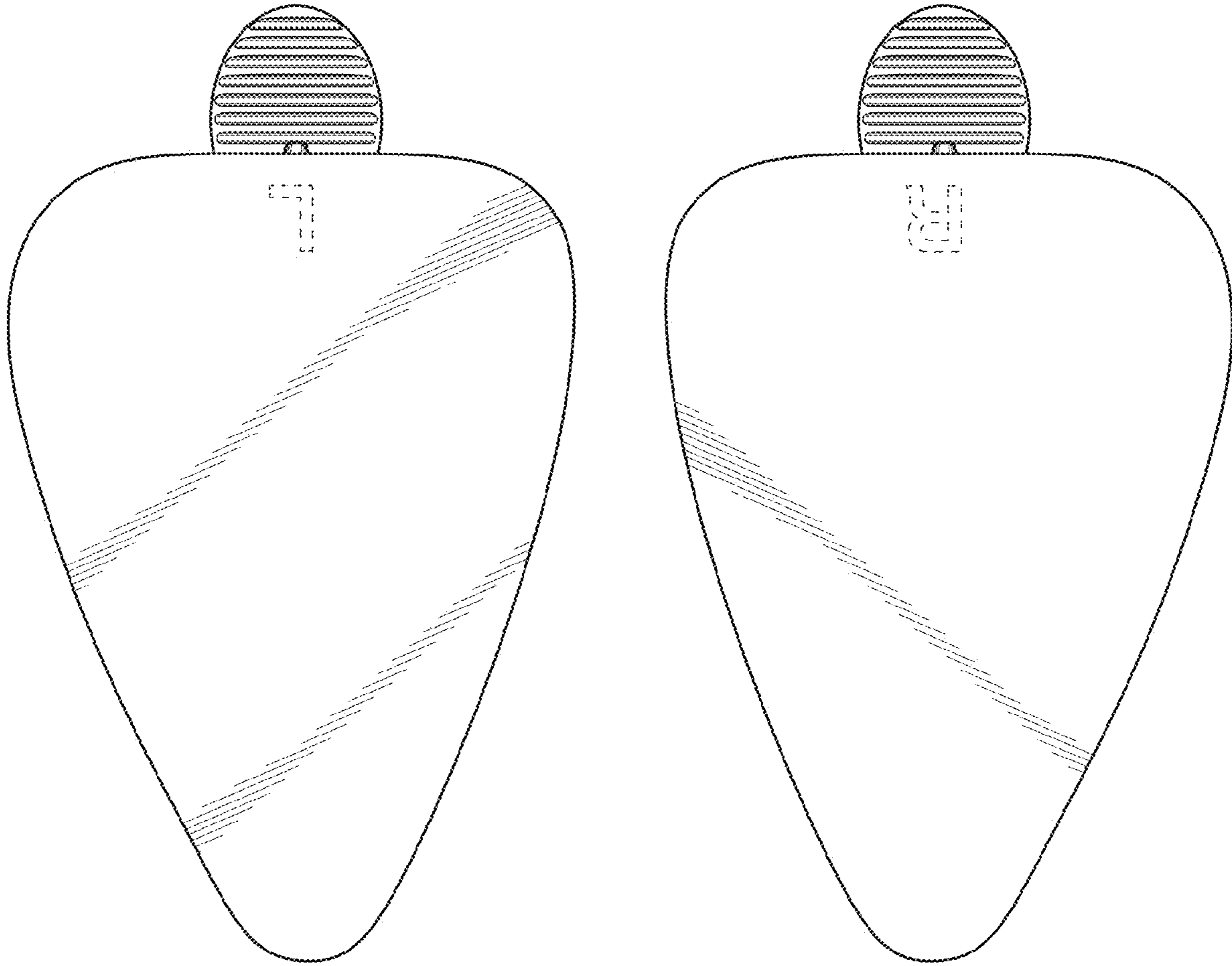


Fig. 3

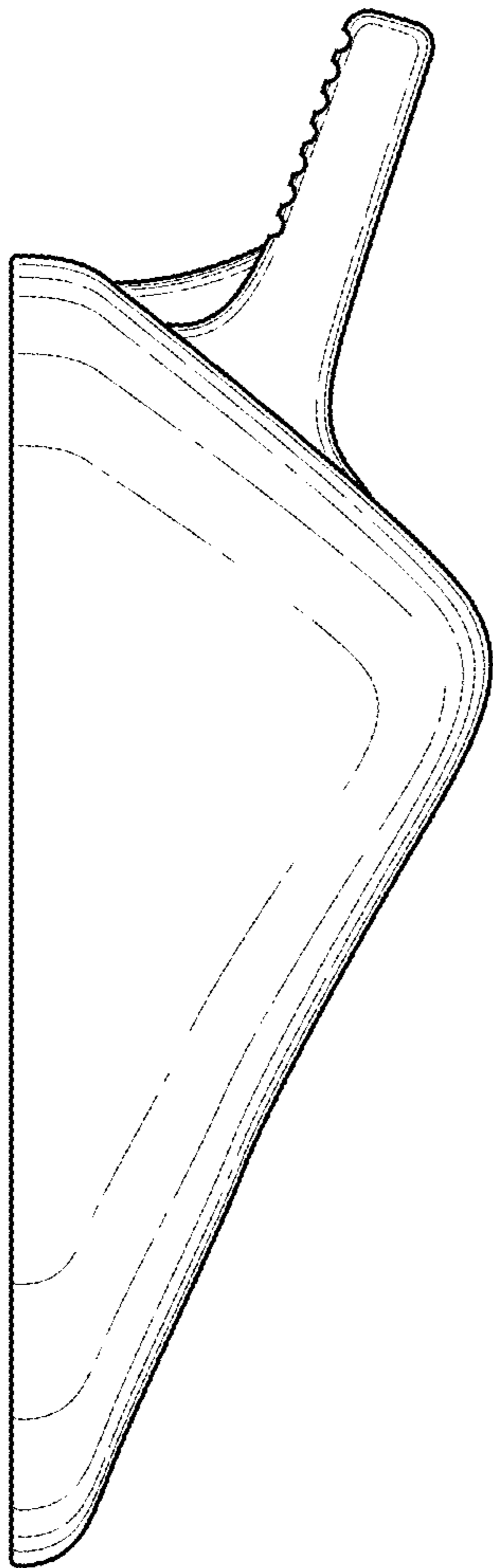


Fig. 4

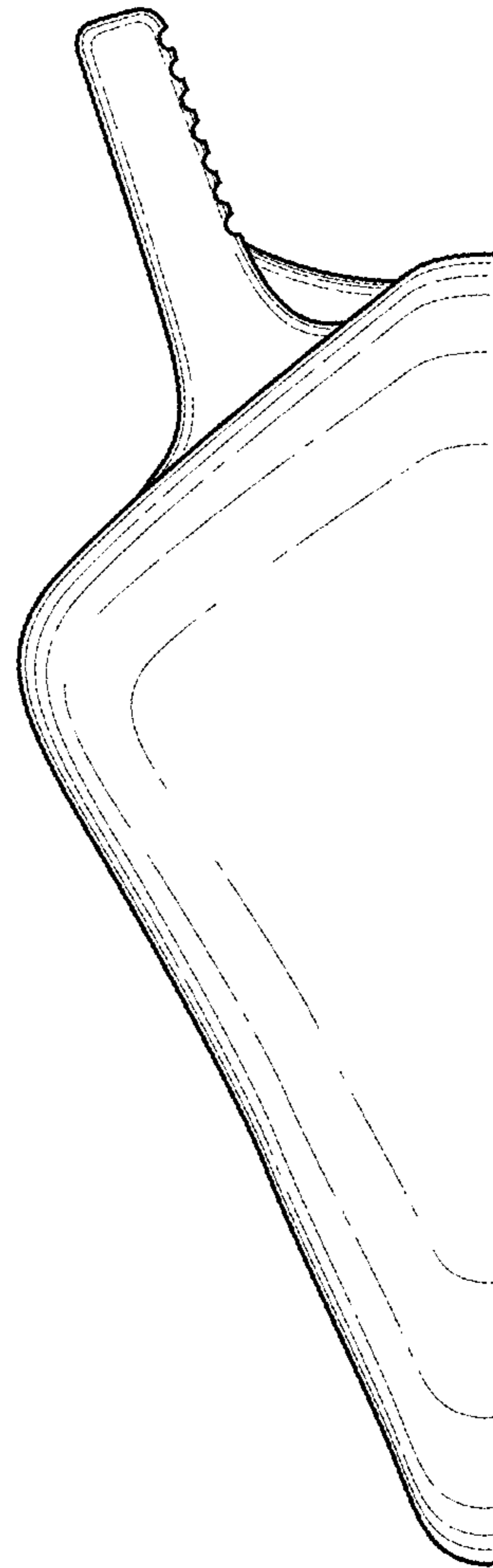


Fig. 5

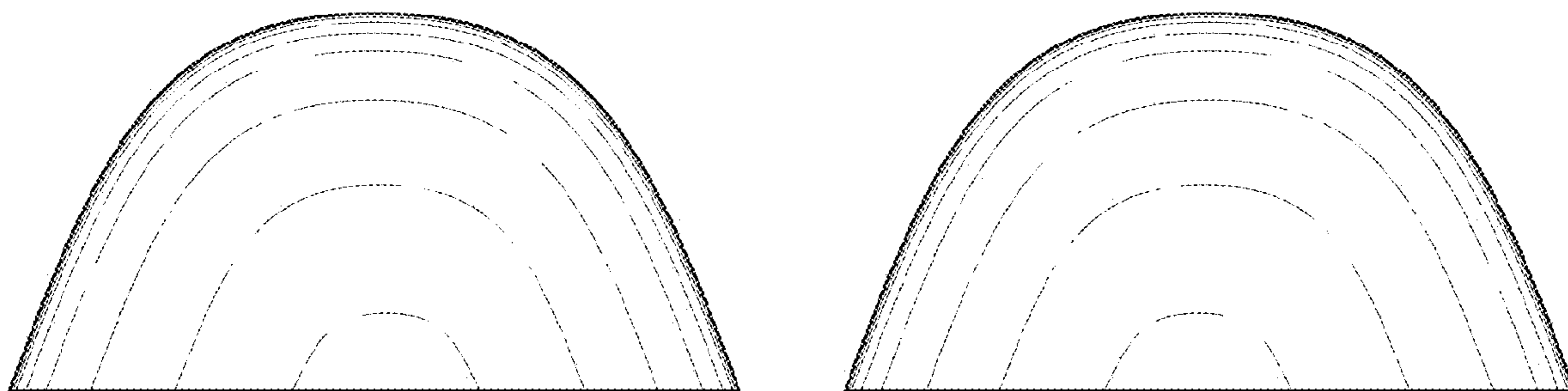


Fig. 6

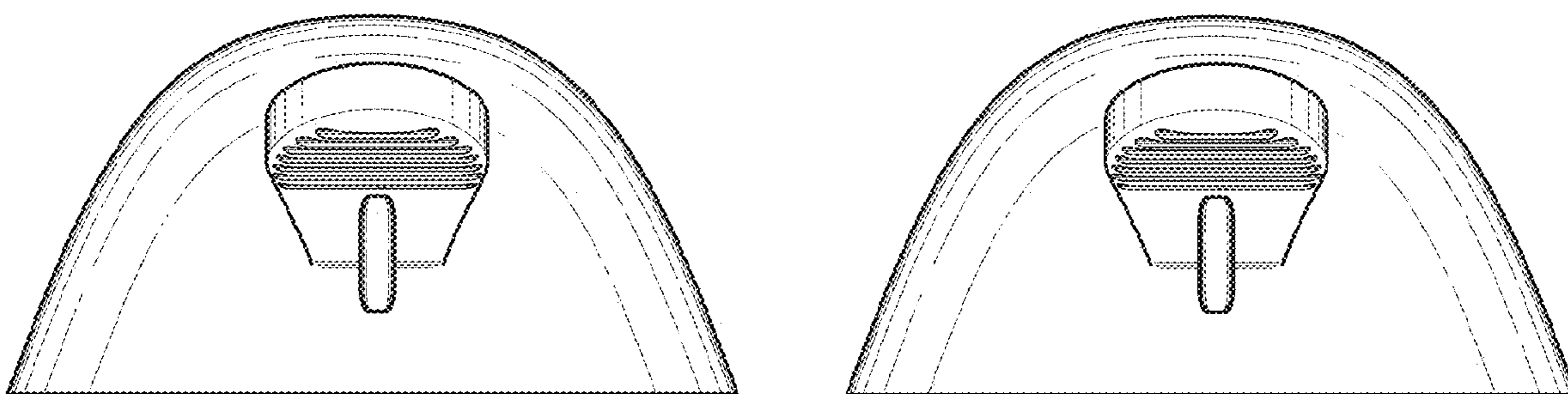


Fig. 7