



US00D946236S

(12) **United States Design Patent** (10) **Patent No.:** **US D946,236 S**
Sorkin (45) **Date of Patent:** **** Mar. 22, 2022**

(54) **SPARKLY MAPLE SYRUP**
(71) Applicant: **Runamok Maple, LLC**, Fairfax, VT (US)
(72) Inventor: **Eric J. Sorkin**, Cambridge, VT (US)
(73) Assignee: **Runamok Maple, LLC**, Fairfax, VT (US)

D641,950 S * 7/2011 Bruyea D1/127
D656,404 S * 3/2012 Thompson D9/545
D770,124 S * 11/2016 Gao D1/127
D778,525 S * 2/2017 Gao D1/127
D783,926 S * 4/2017 Gao D1/127
D788,593 S * 6/2017 Dalton D9/560
D860,184 S * 9/2019 Kim D14/250
D860,802 S * 9/2019 Lee D9/560
D877,730 S * 3/2020 Lee D14/250

(Continued)

(**) Term: **15 Years**

OTHER PUBLICATIONS

(21) Appl. No.: **29/652,649**
(22) Filed: **Oct. 15, 2020**
(51) **LOC (13) Cl.** **01-01**
(52) **U.S. Cl.**
USPC **D1/102**
(58) **Field of Classification Search**
USPC D1/100–130, 199; D24/101, 102; 426/3,
426/5, 87, 89, 92, 103, 104, 129, 138,
426/144, 249, 383, 512, 516, 660, 808;
424/467; D25/113, 119, 121–132;
D21/499; D5/55–58, 62
CPC ... A23G 4/02; A23G 4/06; A23G 4/08; A23G
4/10; A23G 4/20; A23G 4/00; A23G
3/38; A23G 3/42; A23G 3/54; A23K
1/164
See application file for complete search history.

“Wedding Card with Sparkly Glitter Background.” The Cut Card Stock Creative Blog. Apr. 12, 2018. Web. Sep. 21, 2021. <<https://cutcardstock.blog/2018/04/12/wedding-card-with-sparkly-glitter-background/>>.*

Primary Examiner — Katie Jane Stofko
(74) *Attorney, Agent, or Firm* — Downs Rachlin Martin PLLC

(57) **CLAIM**

The ornamental design for a sparkly maple syrup, as shown and described.

DESCRIPTION


The patent or application file contains at least one drawing executed in color. Copies of this patent or patent application publication with color drawing(s) will be provided by the office upon request and payment of the necessary fee.
FIG. 1 is a side view of a sparkly maple syrup showing my new design, the opposite side view being a mirror image thereof;
FIG. 2 is a front view thereof, the opposite rear view being a mirror image thereof; and,
FIG. 3 is a top view thereof.
The container illustrated in the Figures, including the broken lines along an interior and exterior extent of the container, form no part of the claimed design.

1 Claim, 3 Drawing Sheets
(3 of 3 Drawing Sheet(s) Filed in Color)

(56) **References Cited**

U.S. PATENT DOCUMENTS

1,855,145 A * 4/1932 Bartlett A23G 3/50
426/87
2,613,185 A * 10/1952 Marshall C11D 17/00
510/146
5,538,742 A * 7/1996 McHale A23G 4/043
425/130
D406,609 S * 3/1999 Johnson D20/37
D479,132 S * 9/2003 Boutilier D9/550
D514,743 S * 2/2006 Guay D28/4
D605,828 S * 12/2009 Brown D1/127
D616,177 S * 5/2010 Brown D1/127



(56)

References Cited

U.S. PATENT DOCUMENTS

D934,694 S * 11/2021 Heinonen D9/560
2009/0214720 A1 * 8/2009 Almenares A21D 13/32
426/101

* cited by examiner




FIG. 1




FIG. 2




FIG. 3