



US00D946215S

(12) **United States Design Patent**
Yun

(10) **Patent No.:** **US D946,215 S**

(45) **Date of Patent:** **** Mar. 15, 2022**

(54) **PET BED**

(71) Applicant: **Changzhou Canbo Travel Products Co., Ltd.**, Changzhou (CN)

(72) Inventor: **HuaFeng Yun**, Changzhou (CN)

(**) Term: **15 Years**

(21) Appl. No.: **29/767,765**

(22) Filed: **Jan. 25, 2021**

(51) **LOC (13) Cl.** **30-06**

(52) **U.S. Cl.**
USPC **D30/118**

(58) **Field of Classification Search**
USPC D30/118; D21/520; D6/361, 382, 392;
D7/552.2, 554.3, 554.4
CPC A01K 1/0353; A01K 1/035; A01K 1/0356;
A01K 1/00; A01K 1/0272; A47C 17/68
See application file for complete search history.

(56) **References Cited**

U.S. PATENT DOCUMENTS

- 1,820,283 A * 8/1931 Mills A01K 1/0353
5/114
- 1,820,284 A * 8/1931 Mills A01K 1/0353
119/28.5
- 2,646,577 A * 7/1953 Thayer A47C 17/68
5/114
- 2,871,489 A * 2/1959 Emmert A47C 17/70
5/114
- 3,426,367 A * 2/1969 Bradford A61G 1/003
5/626
- D615,710 S 5/2010 Zine
- D677,015 S 2/2013 Barnes
- D724,793 S 3/2015 Hansen
- D731,199 S * 6/2015 Wei D6/382

- D734,628 S * 7/2015 Wang D6/675.5
- D744,253 S * 12/2015 Lah D6/382
- D744,254 S * 12/2015 Lah D6/382
- D744,255 S * 12/2015 Lah D6/382
- D852,534 S * 7/2019 Jin D6/382
- D897,129 S * 9/2020 Jin D6/382
- 10,898,006 B2 * 1/2021 Squires F16B 12/44
- D923,885 S * 6/2021 Smith D30/118
- 2003/0074733 A1 * 4/2003 Kelly A47C 19/202
5/110
- 2006/0059620 A1 * 3/2006 Holub A47C 17/70
5/114
- 2013/0276708 A1 * 10/2013 Wolfe, Jr. A01K 15/02
119/28.5
- 2014/0115780 A1 * 5/2014 Lah A47C 19/00
5/111
- 2018/0168363 A1 * 6/2018 Bezuidenhout A47D 5/006

* cited by examiner

Primary Examiner — Sheryl Lane
Assistant Examiner — Aula Soroush


(57) **CLAIM**

The ornamental design for a pet bed, as shown and described.

DESCRIPTION

FIG. 1 is a first perspective view of a pet bed showing my new design;
FIG. 2 is a second perspective view thereof;
FIG. 3 is a front view thereof;
FIG. 4 is a back view thereof;
FIG. 5 is a left side view thereof;
FIG. 6 is a right side view thereof;
FIG. 7 is a top view thereof; and,
FIG. 8 is a bottom view thereof.

1 Claim, 8 Drawing Sheets






FIG. 1




FIG. 2




FIG. 3

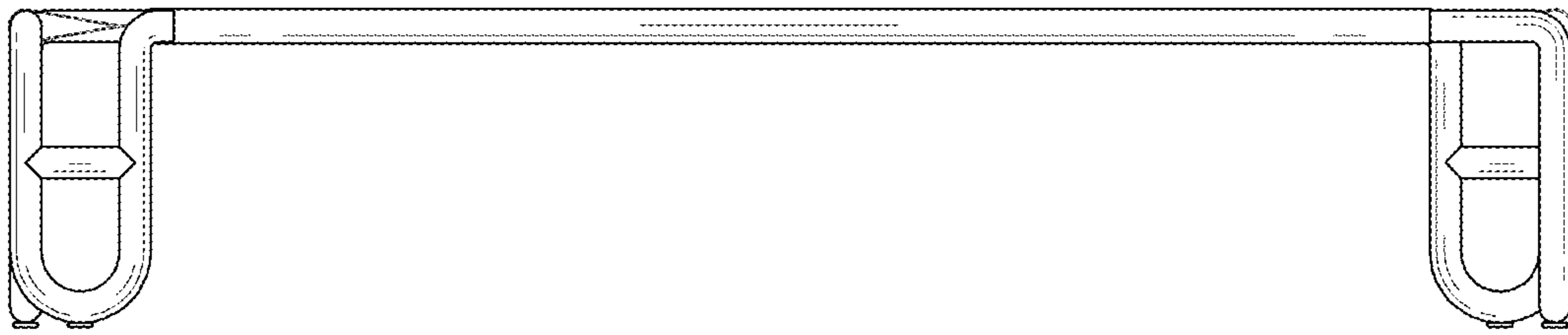


FIG. 4




FIG. 5




FIG. 6




FIG. 7




FIG. 8