

US00D946196S

(12) **United States Design Patent** (10) **Patent No.:** **US D946,196 S**
Li (45) **Date of Patent:** **** Mar. 15, 2022**

(54) **LED LIGHT**
(71) Applicant: **Minping Li**, Hanchuan (CN)
(72) Inventor: **Minping Li**, Hanchuan (CN)
(**) Term: **15 Years**
(21) Appl. No.: **29/783,888**
(22) Filed: **May 17, 2021**
(51) **LOC (13) Cl.** **26-04**
(52) **U.S. Cl.**
USPC **D26/76**
(58) **Field of Classification Search**
USPC D26/72, 74, 76, 78-83, 85, 86, 88, 90,
D26/93, 111, 113, 118-122, 138, 139,
D26/140, 141, 142, 152
CPC F21S 2/00; F21S 4/00; F21S 4/003; F21S
4/005; F21S 4/006; F21S 4/007; F21S
4/008; F21S 6/00; F21S 8/00; F21S
8/024; F21S 8/026; F21S 8/031; F21S
8/033; F21S 8/035-037; F21S 8/04; F21S
8/043; F21S 8/063
See application file for complete search history.

(56) **References Cited**
U.S. PATENT DOCUMENTS
D459,012 S * 6/2002 Shemitz D26/76
D577,138 S * 9/2008 Kitagawa D26/37
D626,267 S * 10/2010 Ng D26/76
D633,642 S * 3/2011 Wauters D26/85
D663,065 S * 7/2012 Beghelli D26/76
D693,047 S * 11/2013 Haumann D26/89

D693,048 S * 11/2013 Ng D26/89
D693,514 S * 11/2013 Mueller D26/76
D701,989 S * 4/2014 Rodgers D26/76
D735,392 S * 7/2015 Ng D26/76
D785,820 S * 5/2017 Gao D26/2
D819,863 S * 6/2018 Deng D26/76
D822,872 S 7/2018 Frederiksen et al.
D838,871 S 1/2019 Nie et al.
D850,698 S * 6/2019 Prats D26/76
D851,805 S * 6/2019 Chen D26/76
D854,727 S * 7/2019 Cole D26/76
D897,022 S * 9/2020 Guo D26/76
D921,272 S * 6/2021 Li D26/76
D940,942 S * 1/2022 Zou D26/72

* cited by examiner

Primary Examiner — Natasha Vujcic

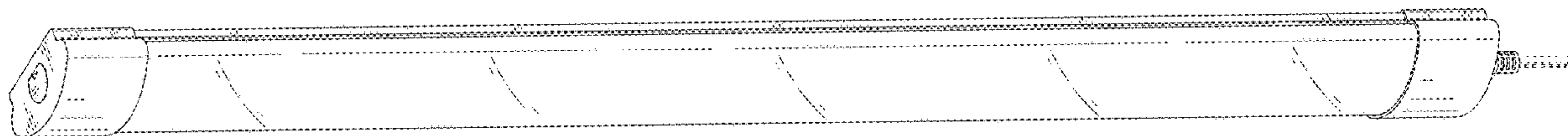
(57) **CLAIM**

The ornamental design for an LED light, as shown and described.

DESCRIPTION

FIG. 1 is a perspective view of an LED light showing my new design;
FIG. 2 is another perspective view thereof;
FIG. 3 is a front elevational view thereof;
FIG. 4 is a rear elevational view thereof;
FIG. 5 is a left side elevational view thereof;
FIG. 6 is a right side elevational view thereof;
FIG. 7 is a top plan view thereof; and,
FIG. 8 is a bottom plan view thereof.
The broken lines in the drawings depict portions of the LED light that form no part of the claimed design.

1 Claim, 8 Drawing Sheets



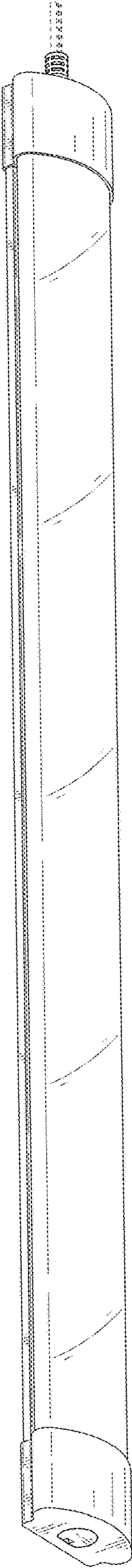


FIG. 1

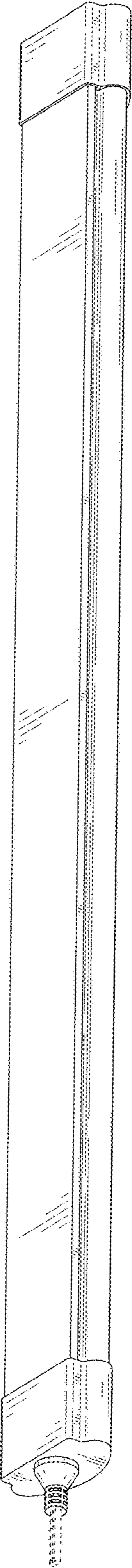


FIG. 2

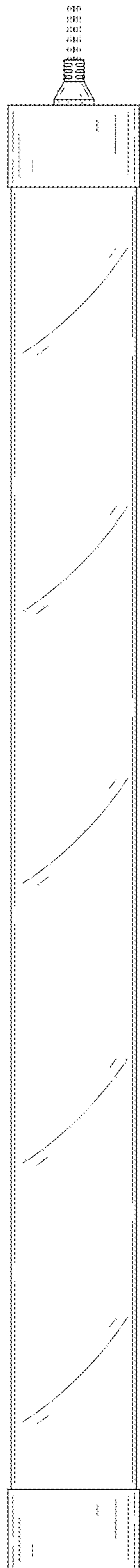


FIG. 3

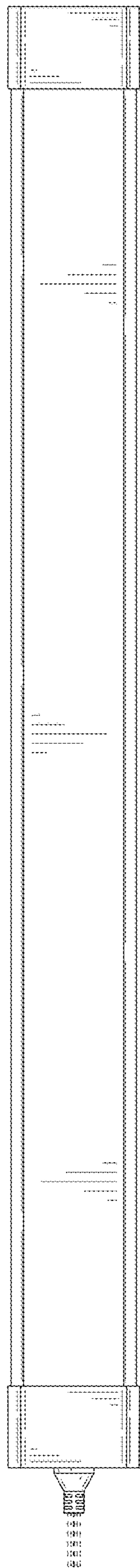


FIG. 4

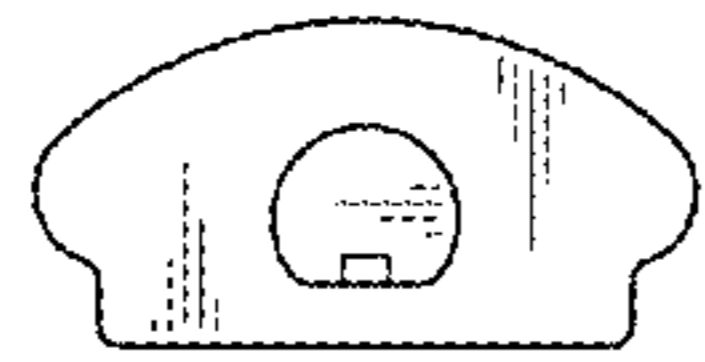


FIG. 5

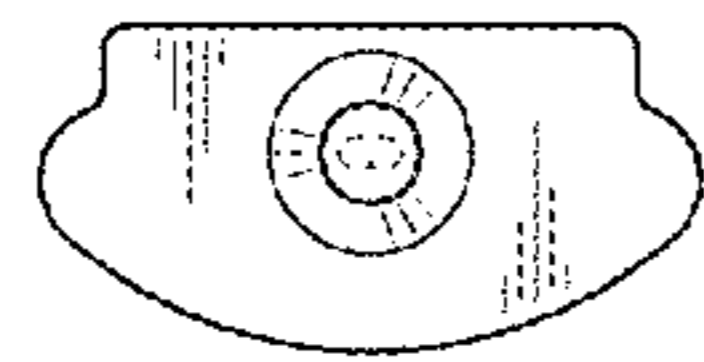


FIG. 6




FIG. 7




FIG. 8