



US00D946192S

(12) **United States Design Patent**
Hsu

(10) **Patent No.:** **US D946,192 S**
(45) **Date of Patent:** **** Mar. 15, 2022**

- (54) **GROUND INSERT LAMP**
- (71) Applicant: **Dong Guan Jia Sheng Lighting Technology Co., Ltd. China, Guang-Dong (CN)**
- (72) Inventor: **Kevin Hsu, Taichung (TW)**
- (73) Assignee: **Dong Guan Jia Sheng Lighting Technology Co., Ltd. China, Guang-Dong (CN)**
- (**) Term: **15 Years**
- (21) Appl. No.: **29/709,647**
- (22) Filed: **Oct. 16, 2019**
- (51) **LOC (13) Cl.** **26-05**
- (52) **U.S. Cl.**
USPC **D26/67**
- (58) **Field of Classification Search**
USPC D26/24, 40, 44, 60, 61, 63-70, 104, 105, D26/106, 121, 137
CPC F21L 13/00; F21S 9/00; F21S 9/02; F21S 9/03; F21S 9/035; F21S 9/037; F21S 10/00; F21S 10/005; F21S 10/007; F21S 8/08; F21S 8/081; F21S 8/083; F21S 8/086; F21S 8/088
See application file for complete search history.

- D560,010 S * 1/2008 Kwok D26/40
- D624,224 S * 9/2010 Guercio D26/61
- D836,813 S * 12/2018 Hsu D26/68
- D882,853 S * 4/2020 Zhou D26/67
- 10,753,599 B1 * 8/2020 Hsu H04R 1/028
- D908,942 S * 1/2021 Pan D26/68
- 10,941,914 B1 * 3/2021 Hollinger F21S 9/037
- D921,262 S * 6/2021 Gawrychowski D26/67
- 2018/0172252 A1 * 6/2018 Maguire F21V 21/14

* cited by examiner

Primary Examiner — Richard Kearney

(74) *Attorney, Agent, or Firm* — Alan D. Kamrath; Karin L. Williams; Mayer & Williams PC

(57) **CLAIM**

The ornamental design for a ground insert lamp, as shown and described.

DESCRIPTION

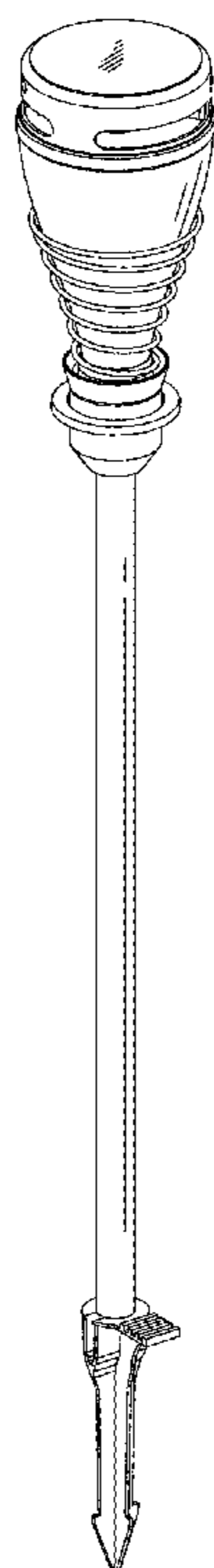
FIG. 1 is a perspective view of a ground insert lamp showing my design.
 FIG. 2 is a front elevational view thereof.
 FIG. 3 is a rear elevational view thereof.
 FIG. 4 is a left side elevational view thereof.
 FIG. 5 is a right side elevational view thereof.
 FIG. 6 is a top plan view thereof; and,
 FIG. 7 is a bottom plan view thereof.

1 Claim, 7 Drawing Sheets

(56) **References Cited**

U.S. PATENT DOCUMENTS

- D172,875 S * 8/1954 Glassman D26/105
- D541,968 S * 5/2007 Tortel D26/2



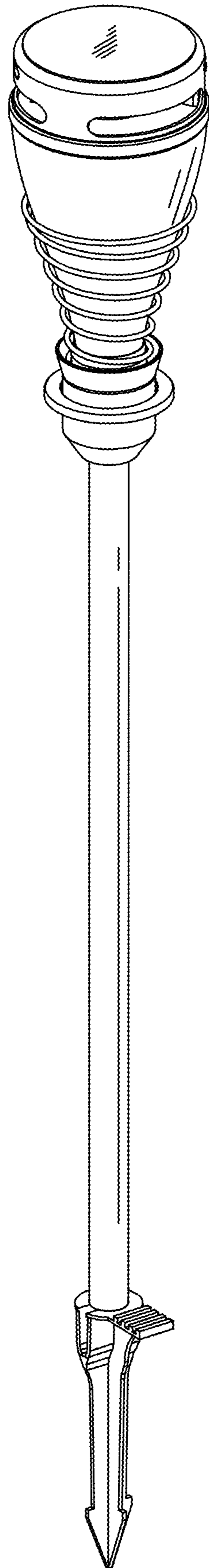


FIG. 1

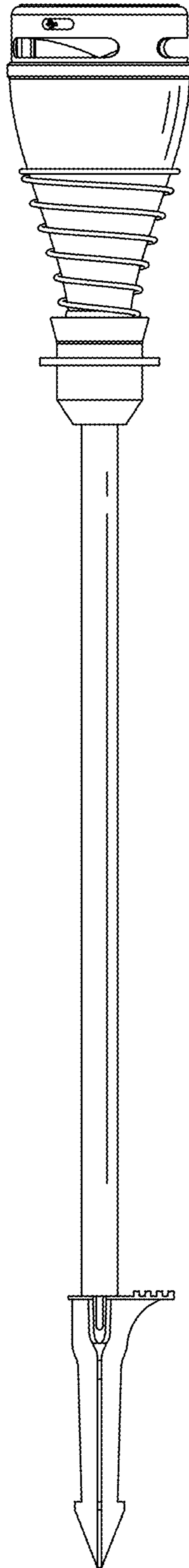


FIG. 2

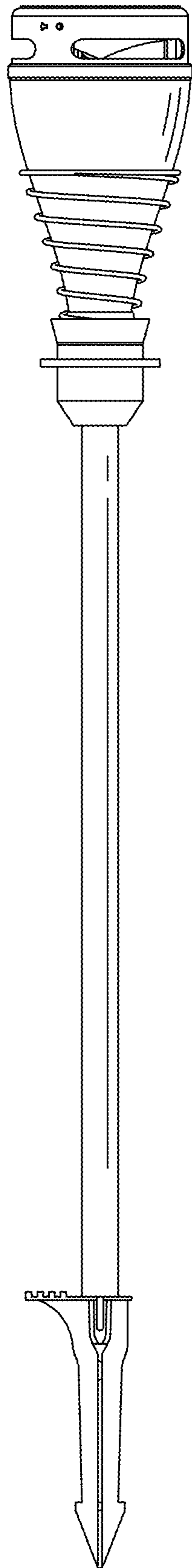


FIG. 3

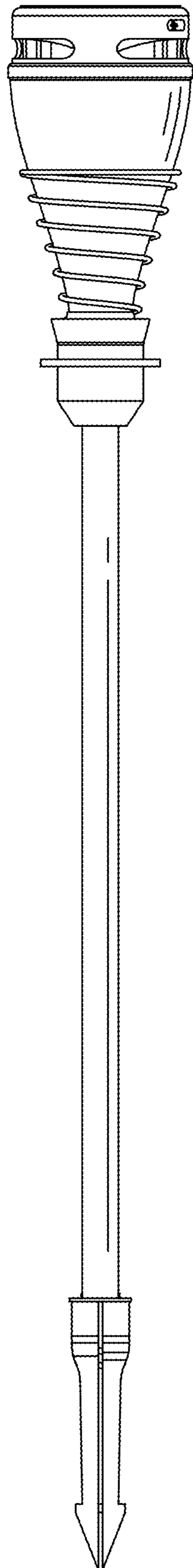


FIG. 4

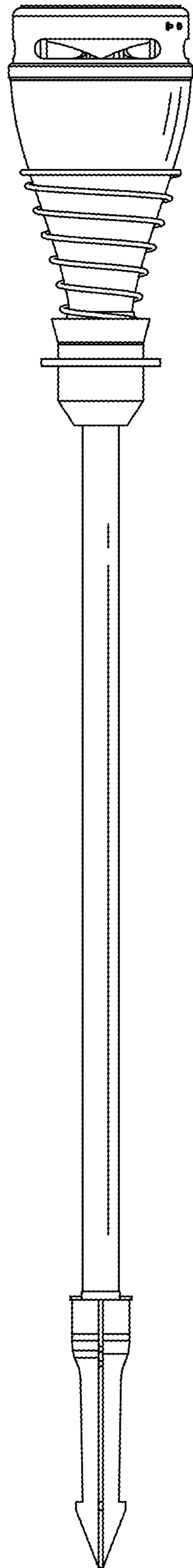


FIG. 5

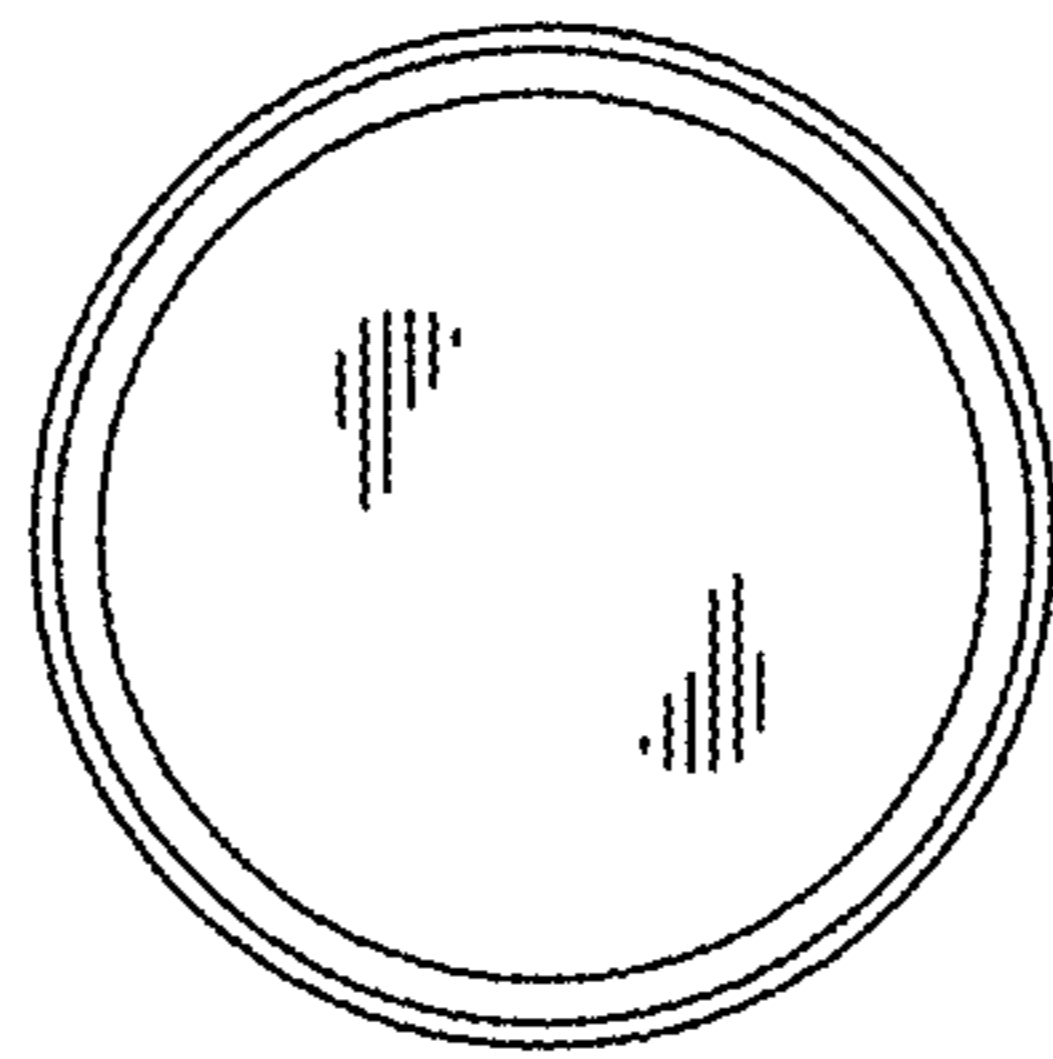


FIG. 6

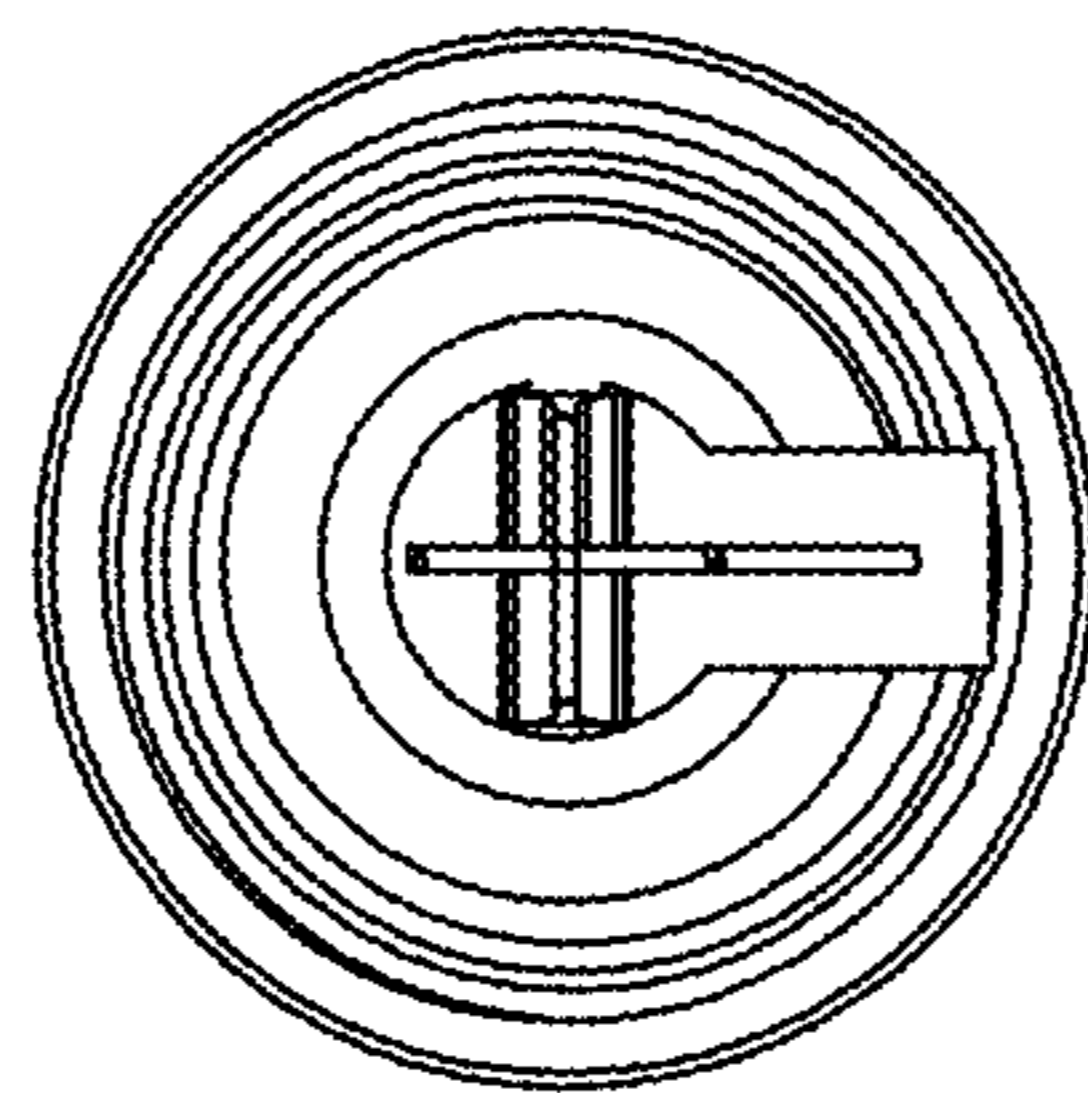


FIG. 7