



US00D946165S

(12) **United States Design Patent**
Kan

(10) **Patent No.:** **US D946,165 S**
(45) **Date of Patent:** **** Mar. 15, 2022**

- (54) **LACTATION MASSAGER**
- (71) Applicant: **Guangmin Kan**, Mingguang (CN)
- (72) Inventor: **Guangmin Kan**, Mingguang (CN)
- (73) Assignee: **SHENZHEN LOHAS SILICONE RUBBER CO., LTD**, Shenzhen (CN)
- (**) Term: **15 Years**
- (21) Appl. No.: **29/731,666**
- (22) Filed: **Apr. 16, 2020**
- (51) **LOC (13) Cl.** **28-03**
- (52) **U.S. Cl.**
USPC **D24/215**
- (58) **Field of Classification Search**
USPC D24/215, 200, 211, 212, 213, 214, 133,
D24/188, 107, 231; D28/4, 7
CPC . A61H 1/00; A61H 7/00; A61H 7/001; A61H
7/002; A61H 7/003; A61H 7/007; A61H
9/00; A61H 9/0021; A61H 9/0007; A61H
9/005; A61H 19/00; A61H 19/30; A61H
19/50; A61H 23/00; A61H 23/008; A61H
23/0245; A61H 23/04; A61H 23/06;
A61H 2205/082
See application file for complete search history.

D902,425 S *	11/2020	Cornaro	D24/215
D904,638 S *	12/2020	Shiota	D24/215
D908,909 S *	1/2021	Huang	D24/215

OTHER PUBLICATIONS

Beautlohas—Lactation Massager. Date: Apr. 26, 2019. [online]. [Site visited Aug. 6, 2021]. Available from Internet URL: <https://www.amazon.com/dp/B07R493Z1P/> (Year: 2019).*

Crane—Breast Lactation Massager. Date: Feb. 1, 2020. [online]. [Site visited Jul. 30, 2021]. Available from Internet URL: <https://www.amazon.com/dp/B08VG7L4C3/> (Year: 2020).*

LaVie—Lactation Massager. Date: Oct. 1, 2019. [online]. [Site visited Jul. 30, 2021]. Available from Internet URL: <https://www.amazon.co.uk/dp/B079HFSYKX/> (Year: 2019).*

Massagers. (Design—© Questel) orbit.com. [Online PDF compilation of references] 37 pgs. Print Dates Range Apr. 2, 2015-May 10, 2019[Retrieved Apr. 8, 2021] <https://www.orbit.com/export/UCZAH96B/pdf4/23343dc1-cbc5-4ddc-851c-0ca05e3e6fc4-233211.pdf> (Year: 2021).*

* cited by examiner

Primary Examiner — Susan Bennett Hattan
Assistant Examiner — Landon Thomas Cassell

(57) **CLAIM**

The ornamental design for a lactation massager, as shown and described.

DESCRIPTION

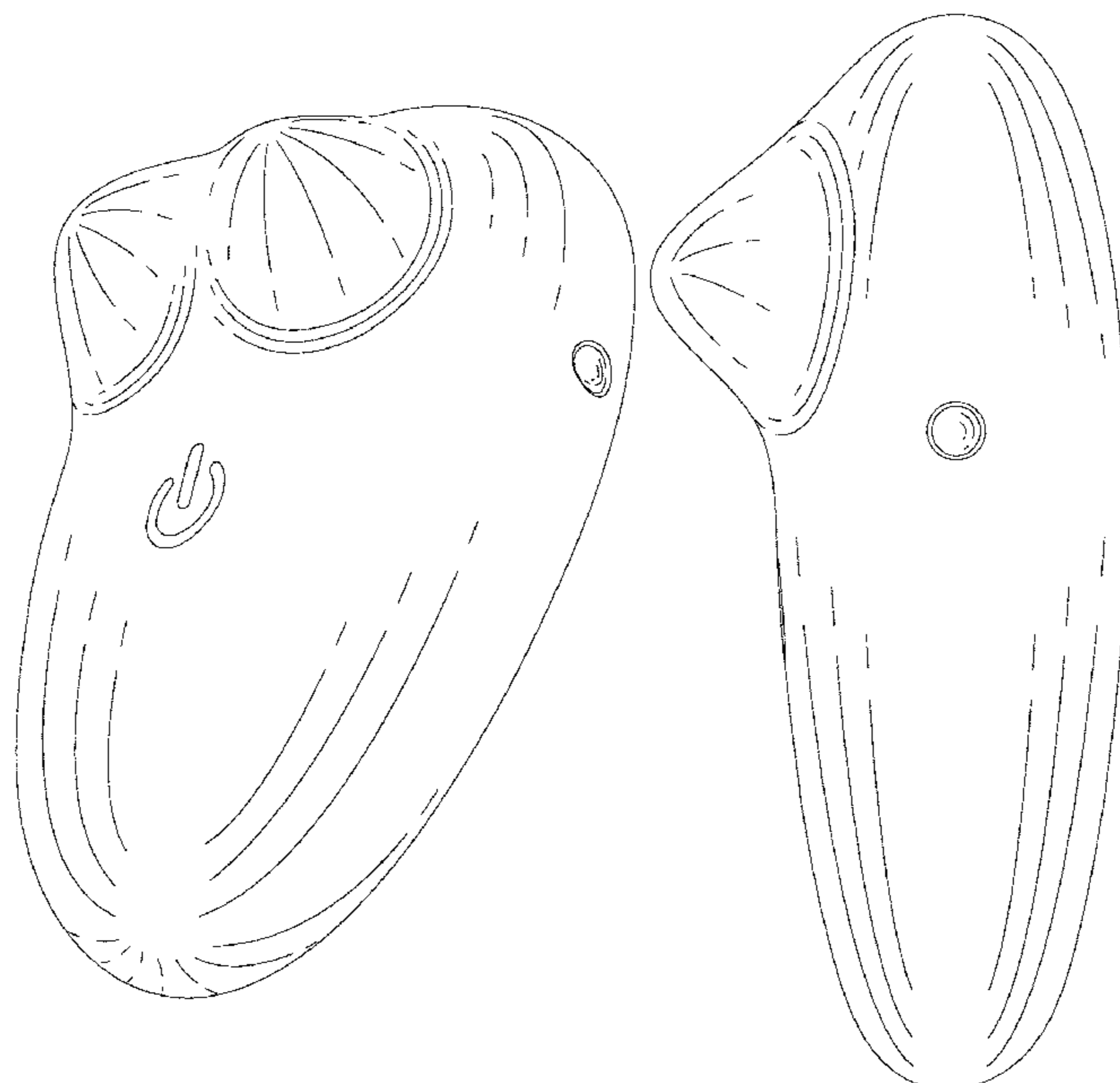
FIG. 1 is a perspective view of a lactation massager showing my new design;
FIG. 2 is a front elevational view thereof;
FIG. 3 is a rear elevational view thereof;
FIG. 4 is a left side elevational view thereof;
FIG. 5 is a right side elevational view thereof;
FIG. 6 is a top plan view thereof; and,
FIG. 7 is a bottom plan view thereof.

1 Claim, 7 Drawing Sheets

(56) **References Cited**

U.S. PATENT DOCUMENTS

D576,736 S *	9/2008	Hagege	D24/215
D687,157 S *	7/2013	Matsuura	D24/215
D687,559 S *	8/2013	Matsuura	D24/215
D722,175 S *	2/2015	Matsuura	D24/215
D787,747 S *	5/2017	King	D28/57
D861,829 S *	10/2019	Wang	D23/215
D870,903 S *	12/2019	Weisman	D24/200



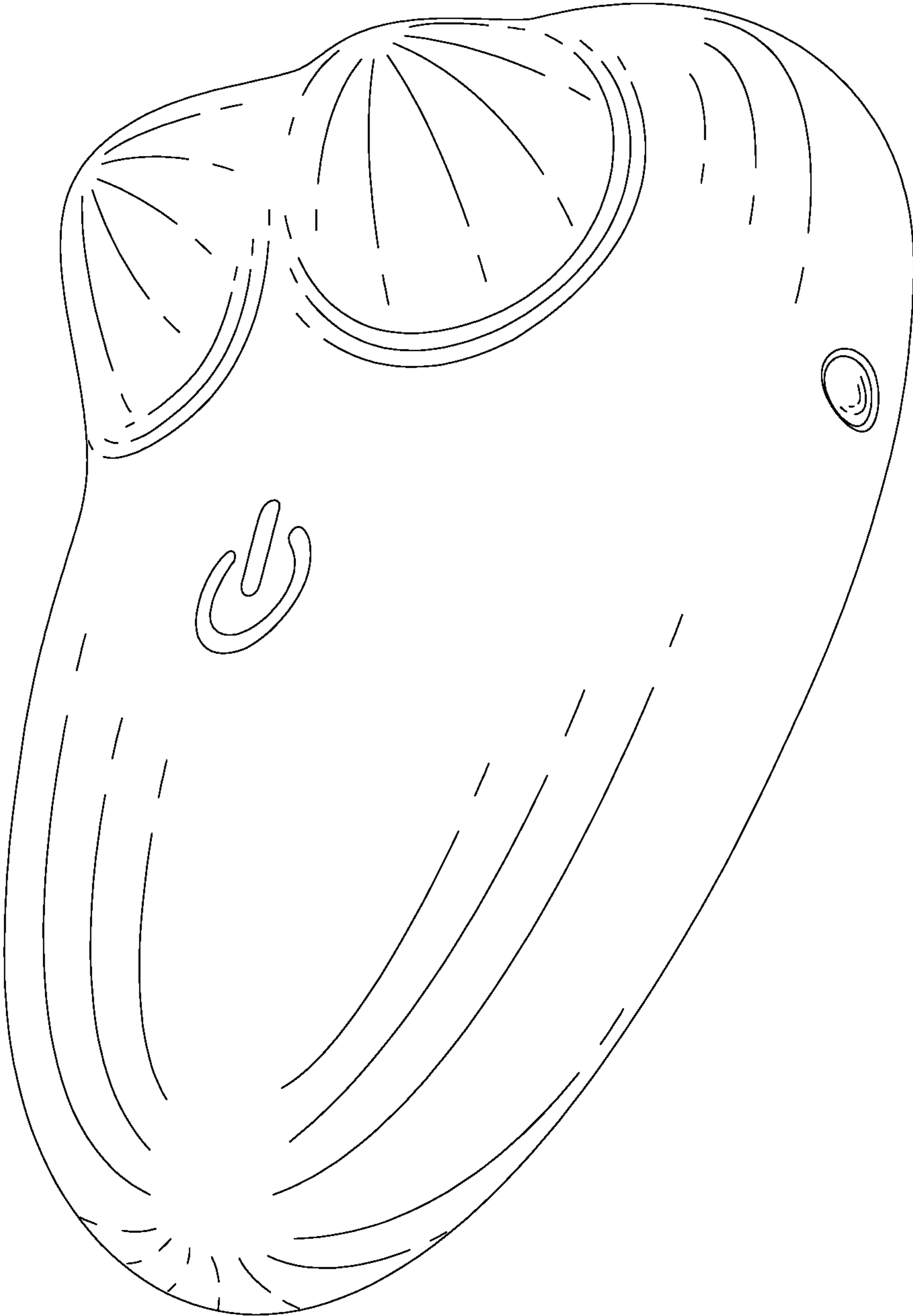


FIG.1




FIG.2

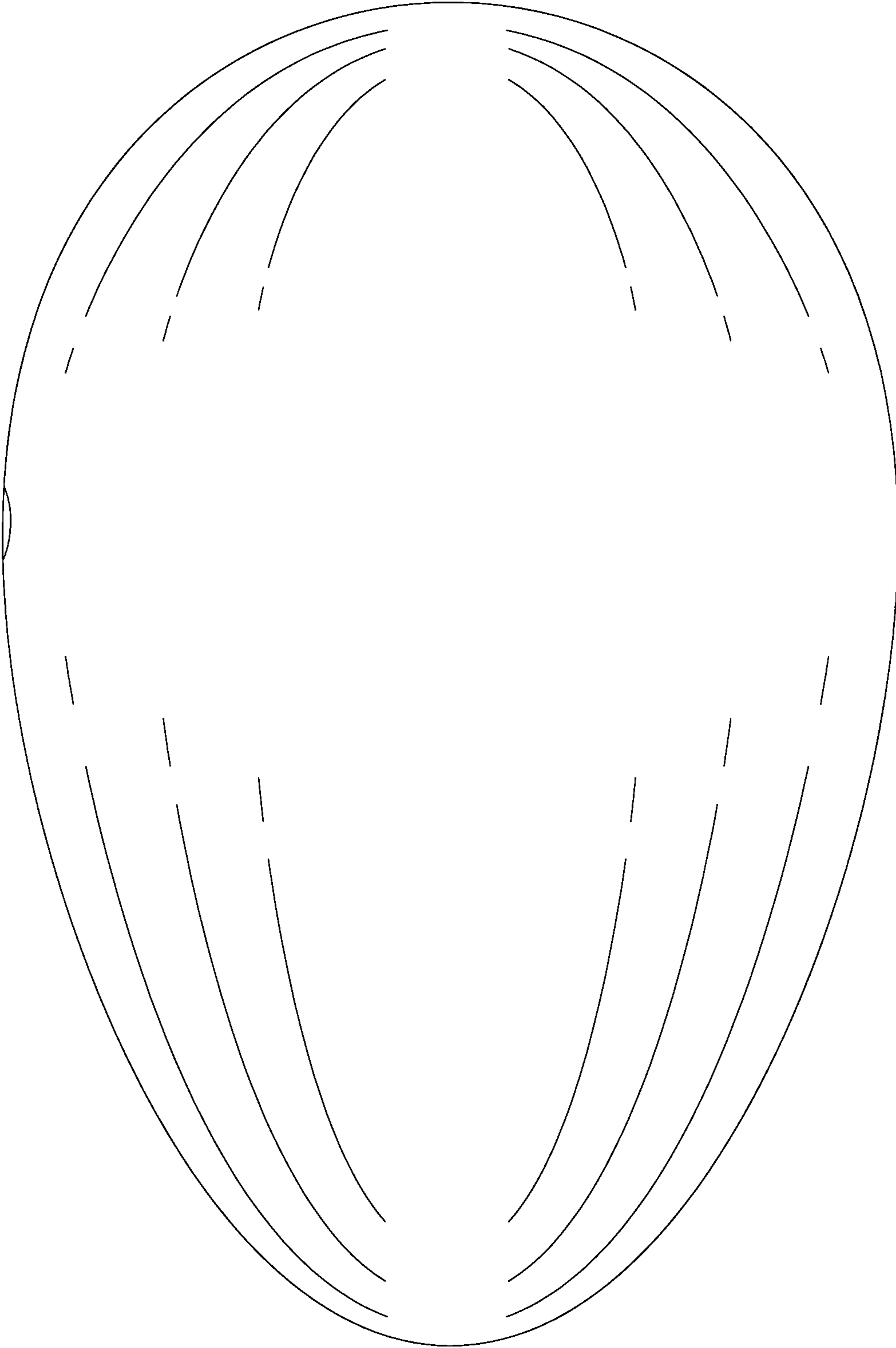


FIG.3

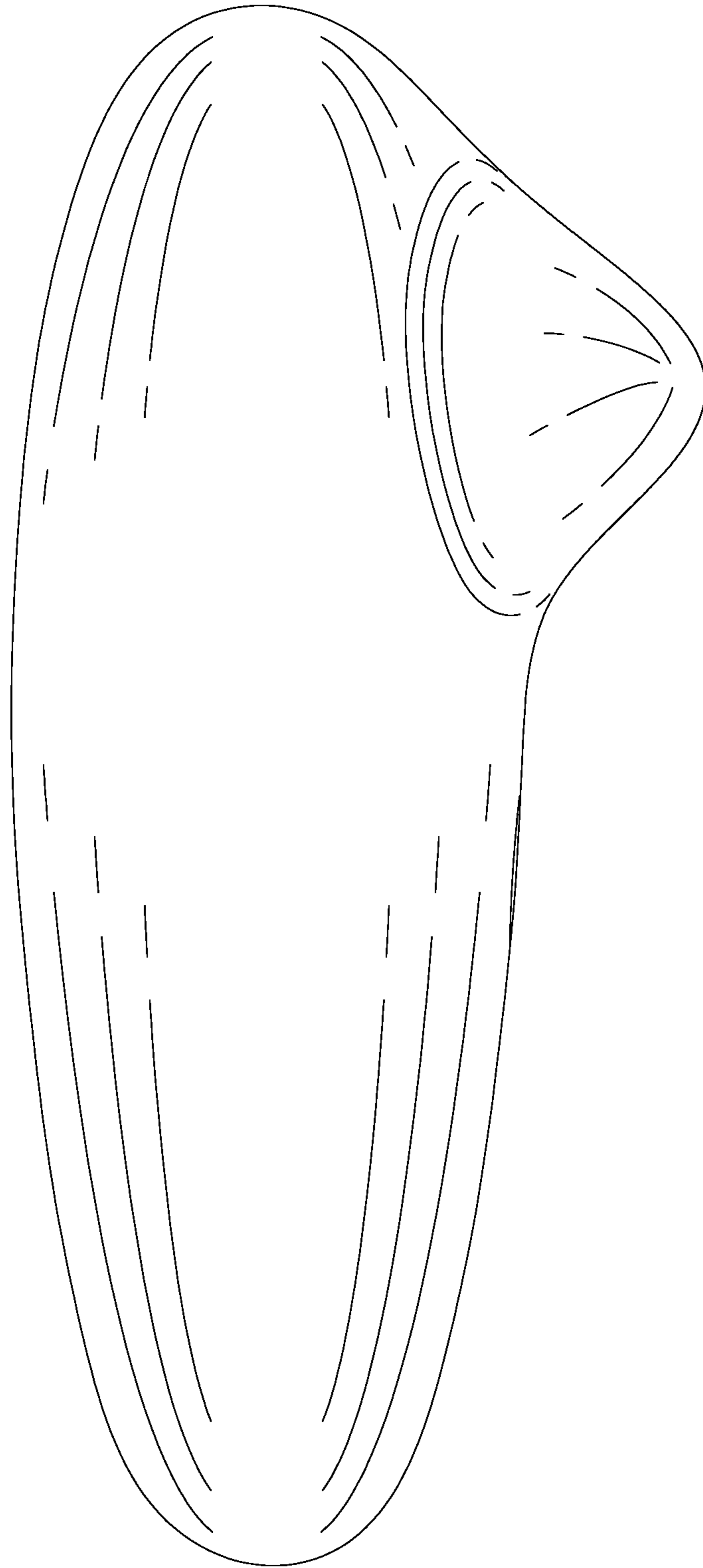


FIG.4

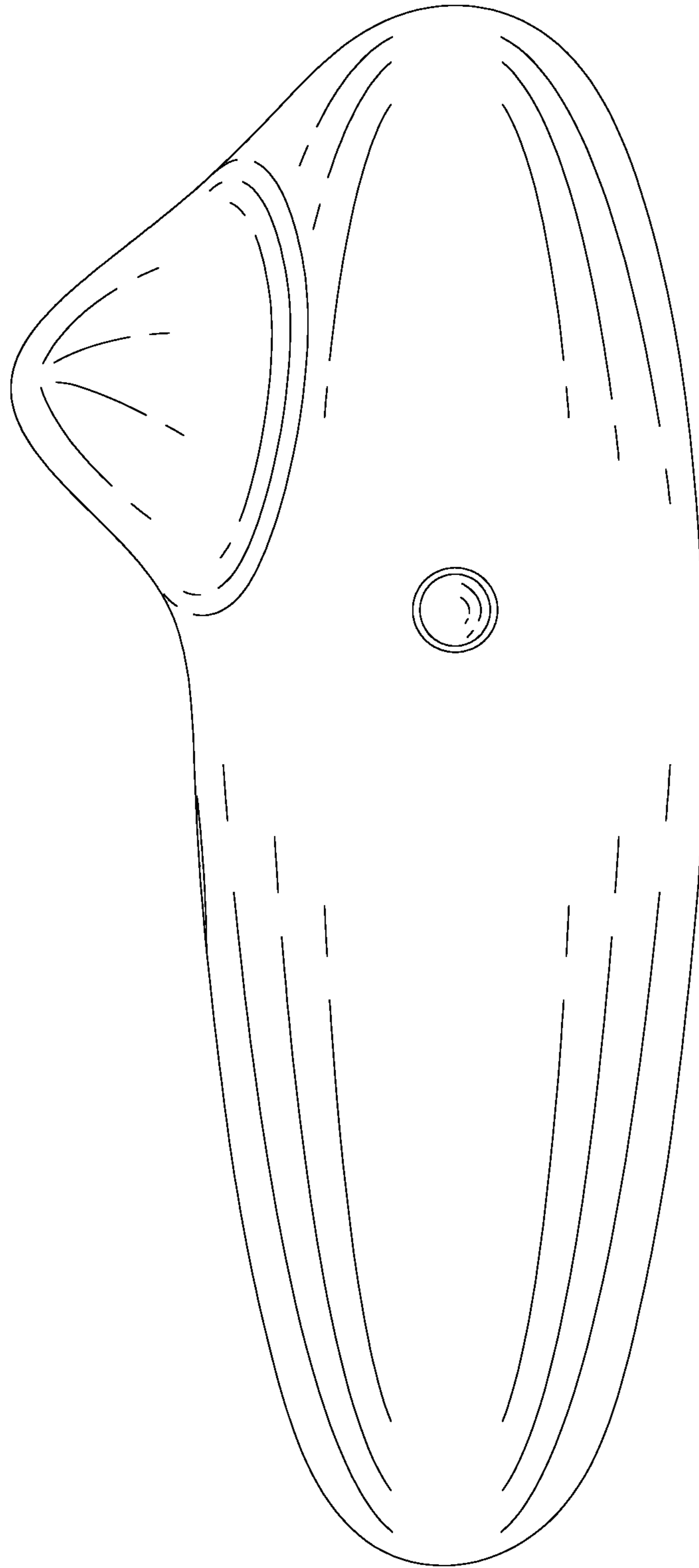


FIG.5

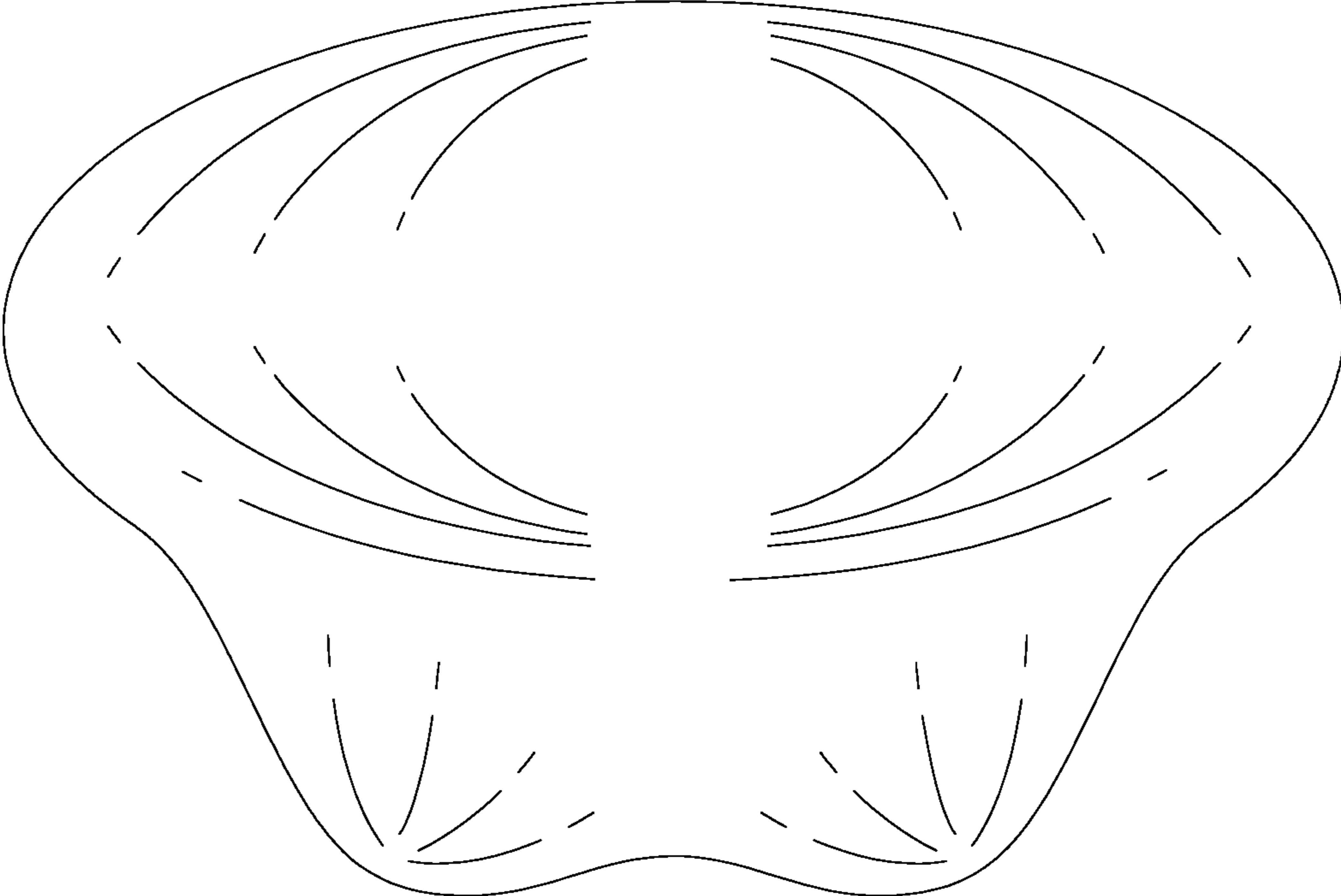


FIG.6

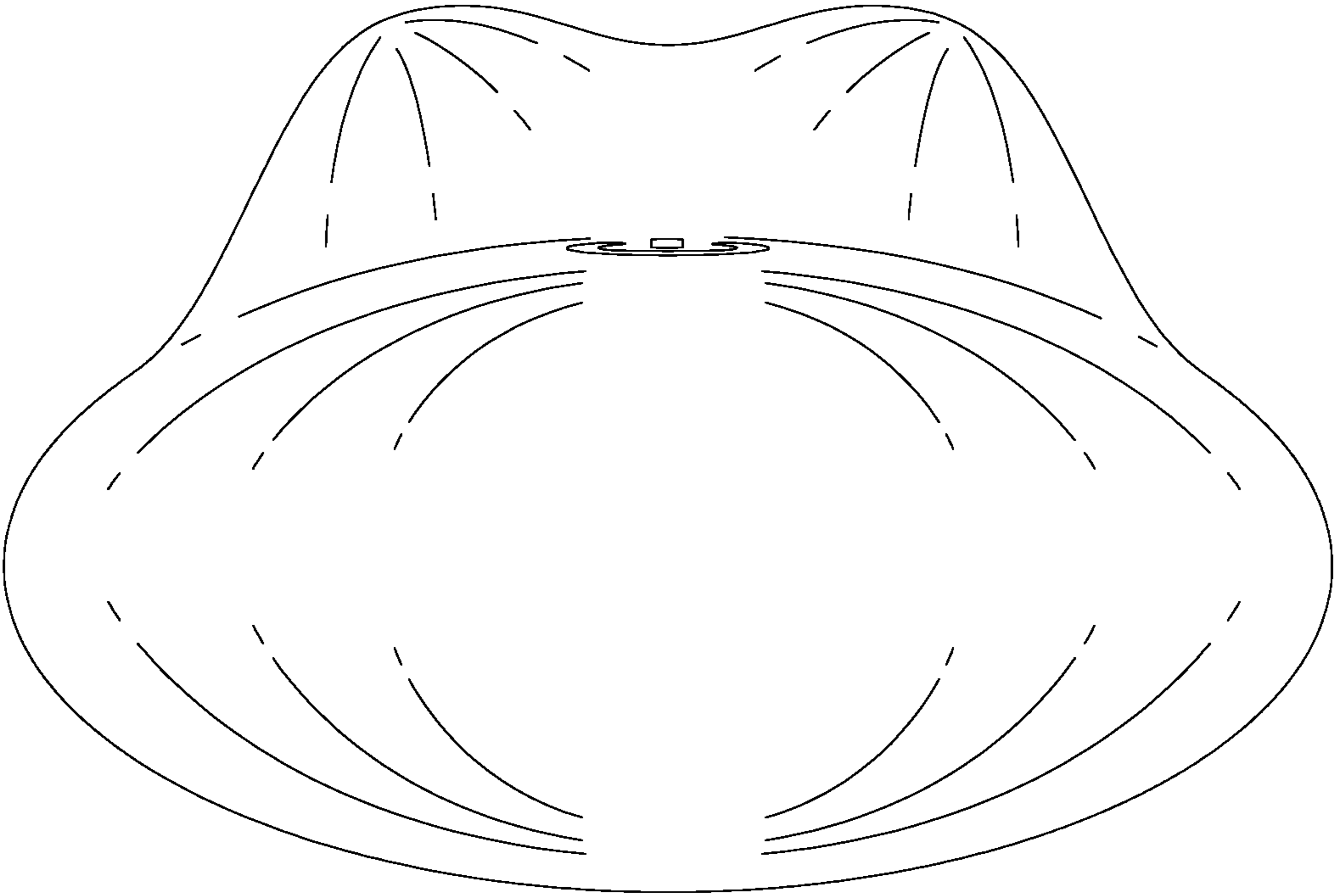


FIG.7