

US00D946164S

(12) **United States Design Patent**
Luo et al.

(10) **Patent No.:** **US D946,164 S**
(45) **Date of Patent:** **** Mar. 15, 2022**

(54) **FACIAL CLEANSING APPARATUS**

(71) Applicant: **Dewei Luo**, Shenzhen (CN)

(72) Inventors: **Dewei Luo**, Shenzhen (CN); **Yongpeng Tang**, Shenzhen (CN)

(73) Assignee: **Dewei Luo**, Shenzhen (CN)

(**) Term: **15 Years**

(21) Appl. No.: **29/745,808**

(22) Filed: **Aug. 10, 2020**

(30) **Foreign Application Priority Data**

Mar. 20, 2020 (CN) 202030096941.6

(51) **LOC (13) Cl.** **28-03**

(52) **U.S. Cl.**
USPC **D24/214**

(58) **Field of Classification Search**
USPC D24/133, 200, 211, 212, 213, 214, 215;
D30/160; D28/63; D4/100
CPC A61H 2201/1671; A61H 39/04; A61H
7/003; A61H 7/007; A61H 2201/1635;
A61H 5/0616
See application file for complete search history.

(56) **References Cited**

U.S. PATENT DOCUMENTS

D638,132 S *	5/2011	Cole	D24/200
D669,998 S *	10/2012	Matsushita	D24/215
D674,500 S *	1/2013	Matsushita	D24/211
D692,571 S *	10/2013	Luzon	D24/215
D699,367 S *	2/2014	Lee	D24/215
D712,053 S *	8/2014	Matsushita	D24/211

D725,788 S *	3/2015	Matsushita	D24/211
D725,789 S *	3/2015	Matsushita	D24/211
D728,115 S *	4/2015	Matsushita	D24/211
D770,635 S *	11/2016	Cole	D24/200
D831,835 S *	10/2018	Cole	D24/200
D844,799 S *	4/2019	Kim	D24/214
D845,496 S *	4/2019	Cole	D24/200
D865,206 S *	10/2019	Matsushita	D24/211
D868,277 S *	11/2019	Yamazaki	D24/211
D872,294 S *	1/2020	Yu	D24/214
D874,014 S *	1/2020	Matsushita	D24/211
D874,666 S *	2/2020	Matsushita	D24/211
D876,623 S *	2/2020	Yang	D24/133
D887,572 S *	6/2020	Matsushita	D24/211
D903,889 S *	12/2020	Luo	D24/211

* cited by examiner

Primary Examiner — Cynthia Ramirez
Assistant Examiner — Michael A Maharajh

(57) **CLAIM**

The ornamental design for a facial cleansing apparatus, as shown and described.

DESCRIPTION

FIG. 1 is a perspective view of a facial cleansing apparatus showing my new design;
FIG. 2 is another perspective view thereof;
FIG. 3 is a front elevational view thereof;
FIG. 4 is a rear elevational view thereof;
FIG. 5 is a left side elevational view thereof;
FIG. 6 is a right side elevational view thereof;
FIG. 7 is a top plan view thereof; and,
FIG. 8 is a bottom plan view thereof.

The broken lines in the drawings are for the purpose of illustrating portions of the facial cleansing apparatus that form no part of the claimed design.

1 Claim, 8 Drawing Sheets






FIG. 1

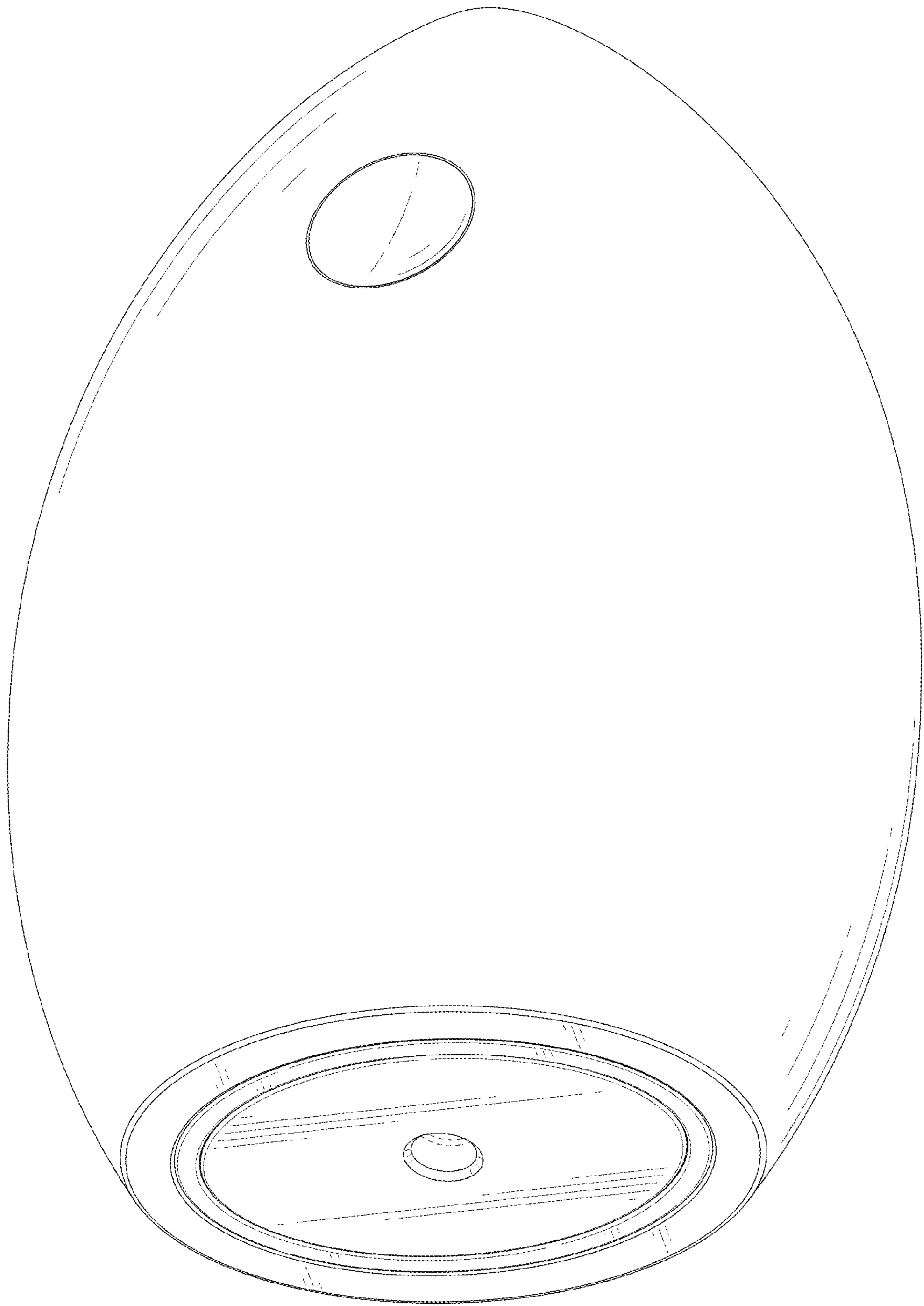


FIG. 2




FIG. 3

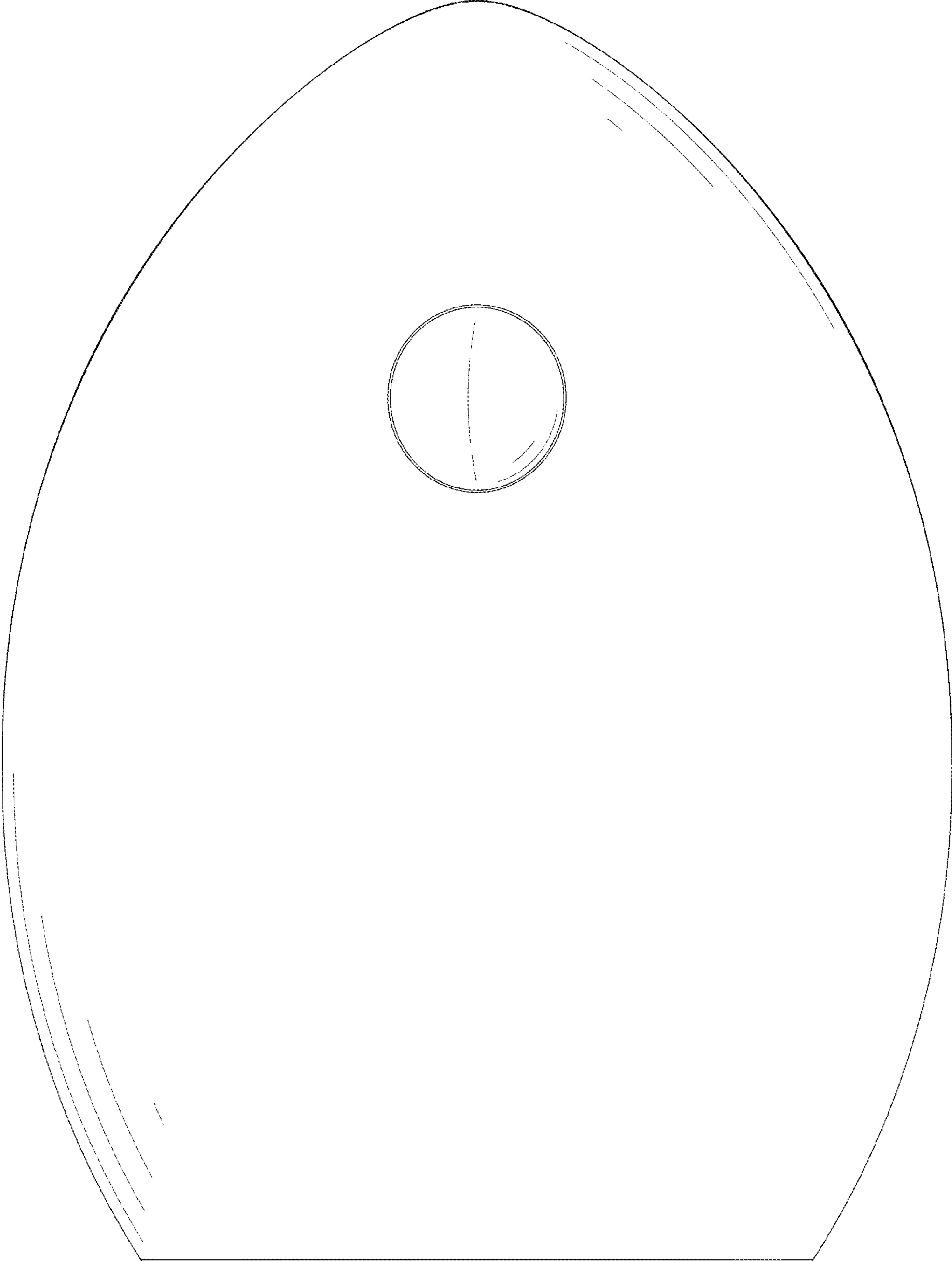


FIG. 4

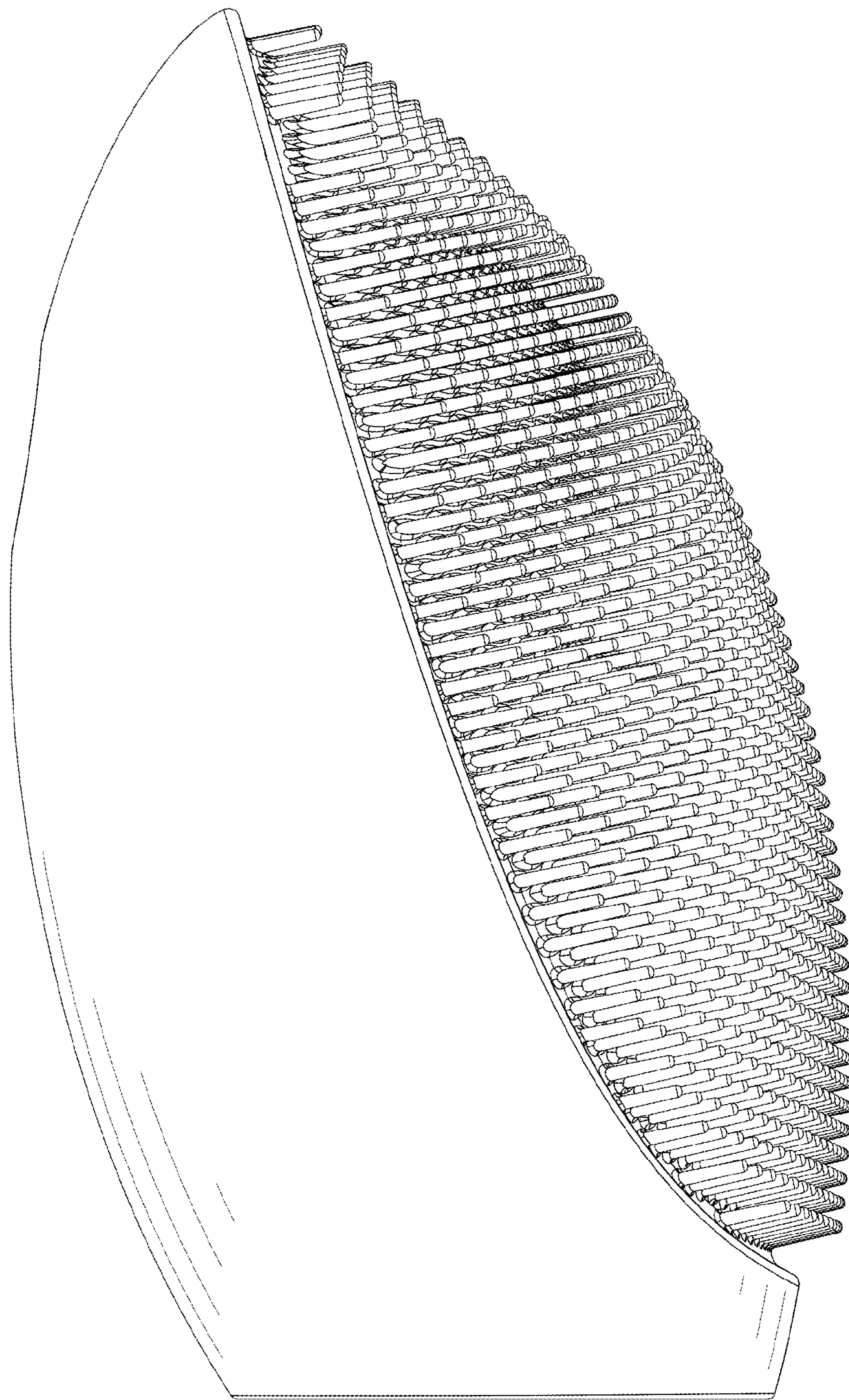


FIG. 5

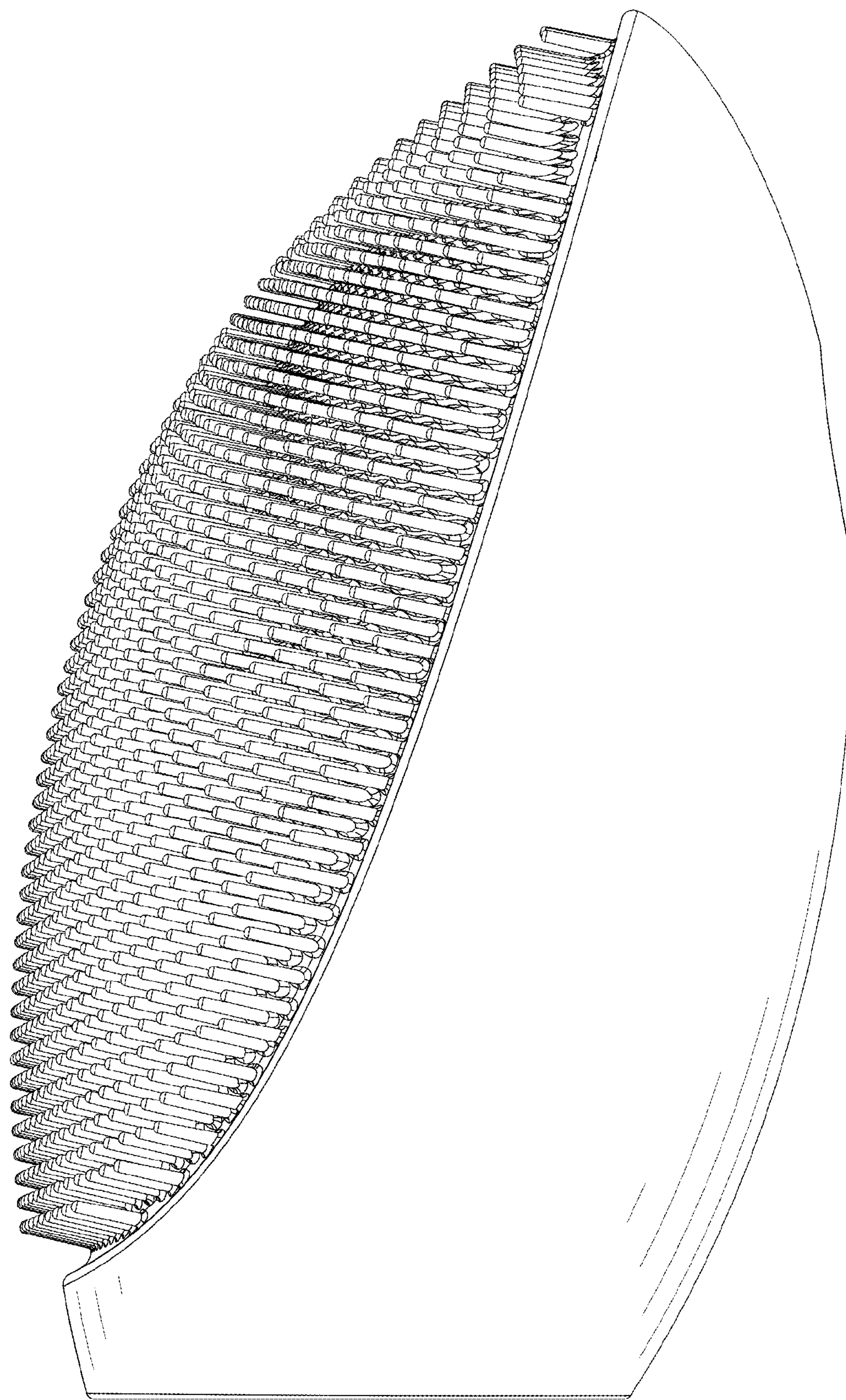


FIG. 6

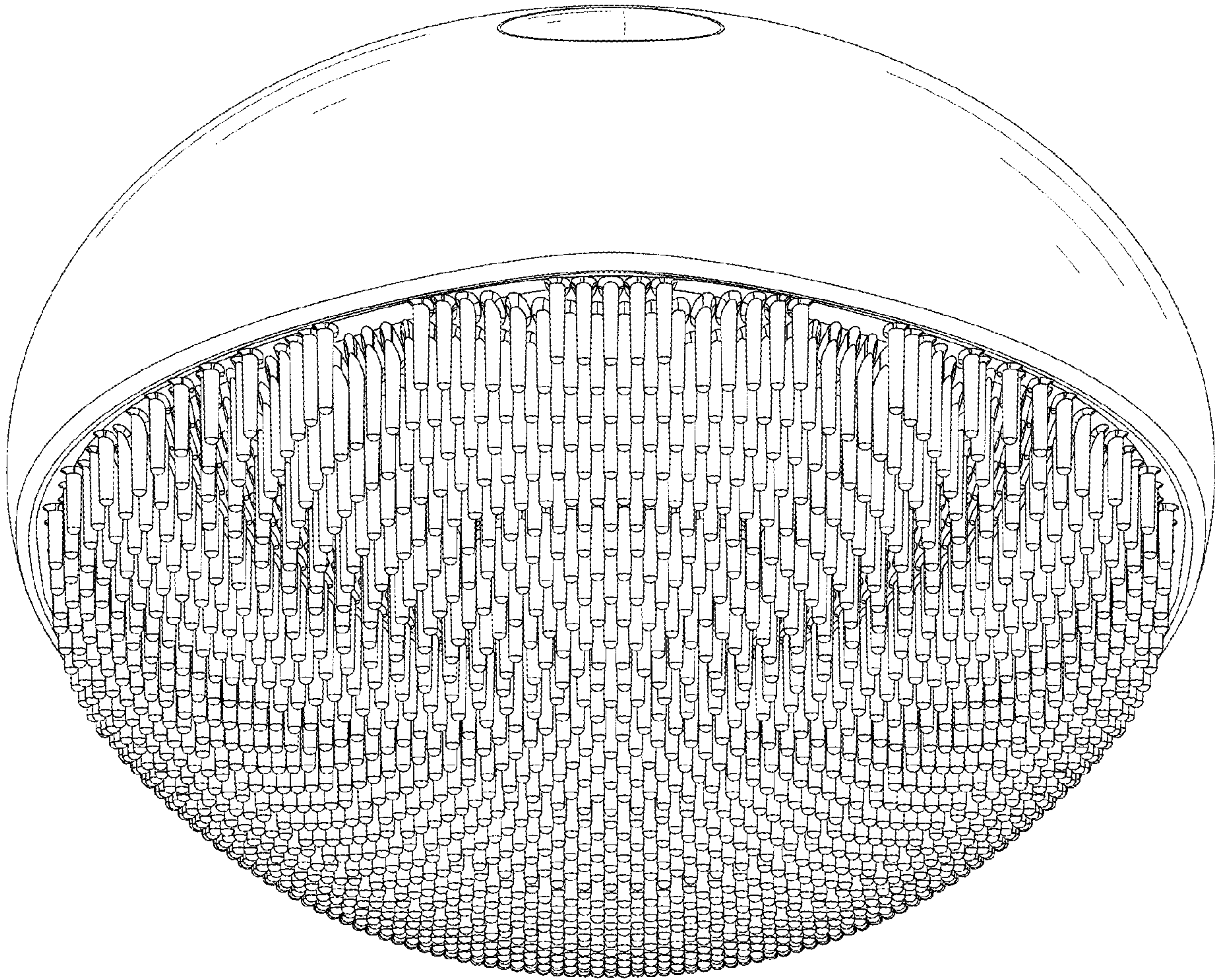


FIG. 7

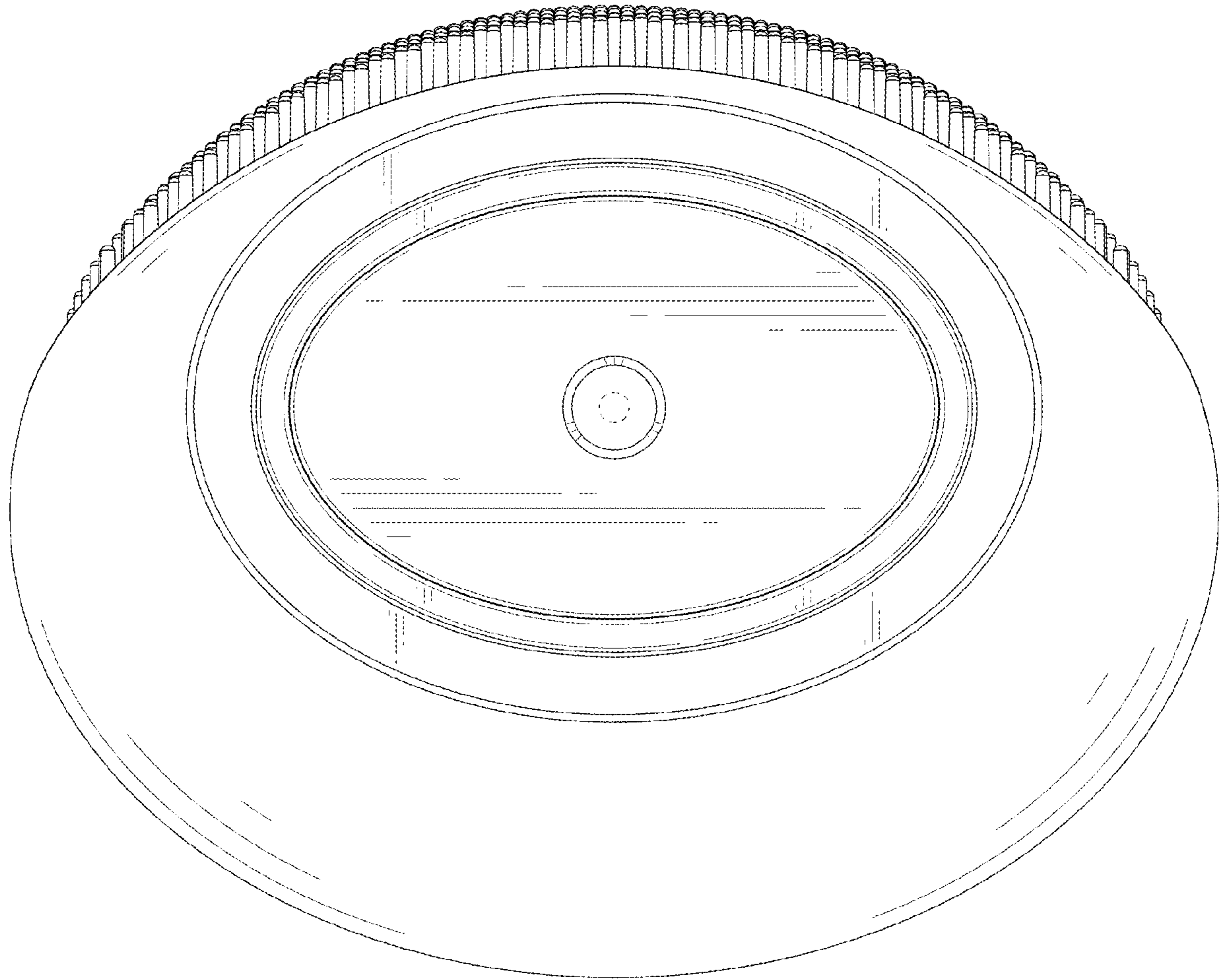


FIG. 8