



US00D946163S

(12) **United States Design Patent** (10) **Patent No.:** **US D946,163 S**
Dempsey (45) **Date of Patent:** **** Mar. 15, 2022**

(54) **HANDHELD MASSAGING TOOL**
(71) Applicant: **Jack Dempsey**, Frisco, TX (US)
(72) Inventor: **Jack Dempsey**, Frisco, TX (US)
(**) Term: **15 Years**
(21) Appl. No.: **29/709,474**
(22) Filed: **Oct. 15, 2019**
(51) **LOC (13) Cl.** **28-03**
(52) **U.S. Cl.**
USPC **D24/214; D24/215**
(58) **Field of Classification Search**
USPC D24/215, 200, 211, 212, 213, 214, 133,
D24/188, 107, 231
CPC A61H 19/00; A61H 19/30; A61H 19/34;
A61H 19/44; A61H 23/00; A61H
2023/002; A61H 23/008; A61H 9/00;
A61H 9/0007; A61H 9/0057; A61H 7/00;
A61H 7/001; A61H 7/003; A61H 7/004;
A61H 7/005; A61H 7/007; A61H 1/00;
A61H 2205/087; A61H 2205/022; A61H
2201/0153; A61H 2201/1253
See application file for complete search history.

(56) **References Cited**
U.S. PATENT DOCUMENTS
D706,440 S * 6/2014 Hahr D24/215
D712,057 S * 8/2014 McDonald, Jr. D24/215
D720,862 S * 1/2015 McDonald, Jr. D24/215
D726,926 S * 4/2015 Matsushita D24/200
D743,043 S * 11/2015 Cao D24/215
D812,240 S * 3/2018 Janapol D24/215
D826,421 S * 8/2018 Janapol D24/215
D844,162 S * 3/2019 Janapol D24/214
D845,501 S * 4/2019 Janapol D24/215
D917,061 S * 4/2021 Wilt D24/215

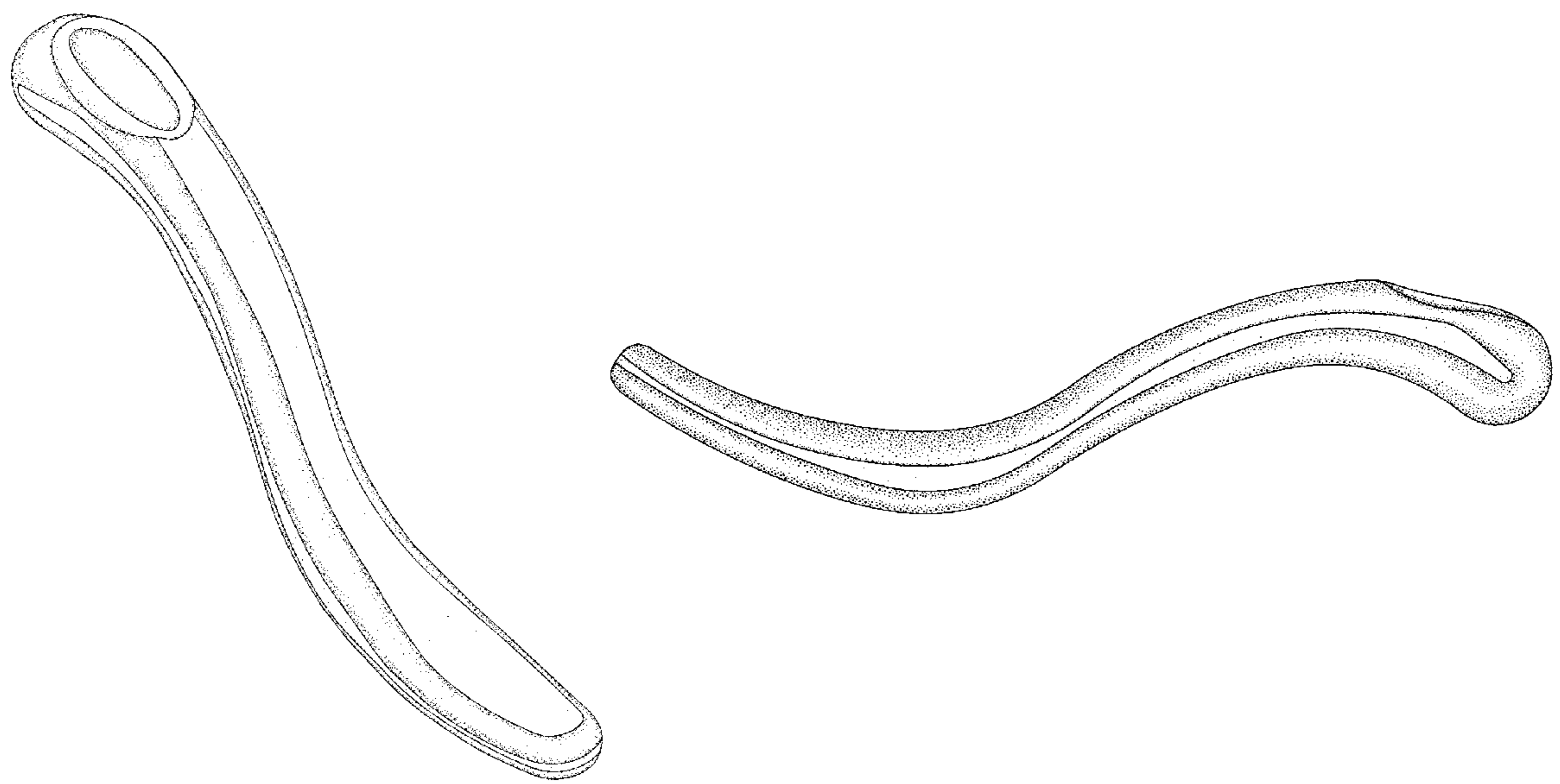
OTHER PUBLICATIONS
Desio by MINE. Date: Jan. 28, 2019. [online]. [Site visited May 11, 2021]. Available from Internet URL: <https://www.newegg.com/beige-mine-desio/p/0YU-00WU-00003?> (Year: 2019).*
Intimate Rose Pelvic Wand. Date: Sep. 27, 2019. [online]. [Site visited Apr. 23, 2021]. Available from Internet URL: <https://www.amazon.com/dp/B07HR4Z4HQ/> (Year: 2019).*
PMT—Body Drummer. Date: Oct. 18, 2018. [online]. [Site visited May 11, 2021]. Available from Internet URL: <https://www.newegg.com/p/0DW-009C-00003> (Year: 2018).*
LuLu 8+ Wand—Personal Massager. Date: Jan. 23, 2018. [online]. [Site visited May 10, 2021]. Available from Internet URL: <https://www.amazon.com/dp/B0798LT86D/> (Year: 2018).*
Massagers. (Design—© Questel) orbit.com. [Online PDF compilation of references] 64 pgs. Print Dates Range Aug. 20, 2008-Dec. 29, 2017 [Retrieved May 13, 2021] <https://www.orbit.com/export/UCZAH96B/pdf4/999ec2f8-b8e1-4a13-b389-437073d194bc-185419.pdf> (Year: 2019).*

* cited by examiner
Primary Examiner — Susan Bennett Hattan
Assistant Examiner — Landon Thomas Cassell
(74) *Attorney, Agent, or Firm* — Vincent J. Allen;
Brandon V. Zuniga; Carstens & Cahoon, LLP

(57) **CLAIM**
The ornamental design for a handheld massaging tool, as shown and described.

DESCRIPTION
FIG. 1 is a rear perspective view of a handheld massaging tool.
FIG. 2 is a front perspective view of the massaging tool.
FIG. 3 is a top view of the massaging tool.
FIG. 4 is a bottom view of the massaging tool.
FIG. 5 is a left side view of the massaging tool.
FIG. 6 is a front view of the massaging tool; and,
FIG. 7 is a rear view of the massaging tool.

1 Claim, 2 Drawing Sheets



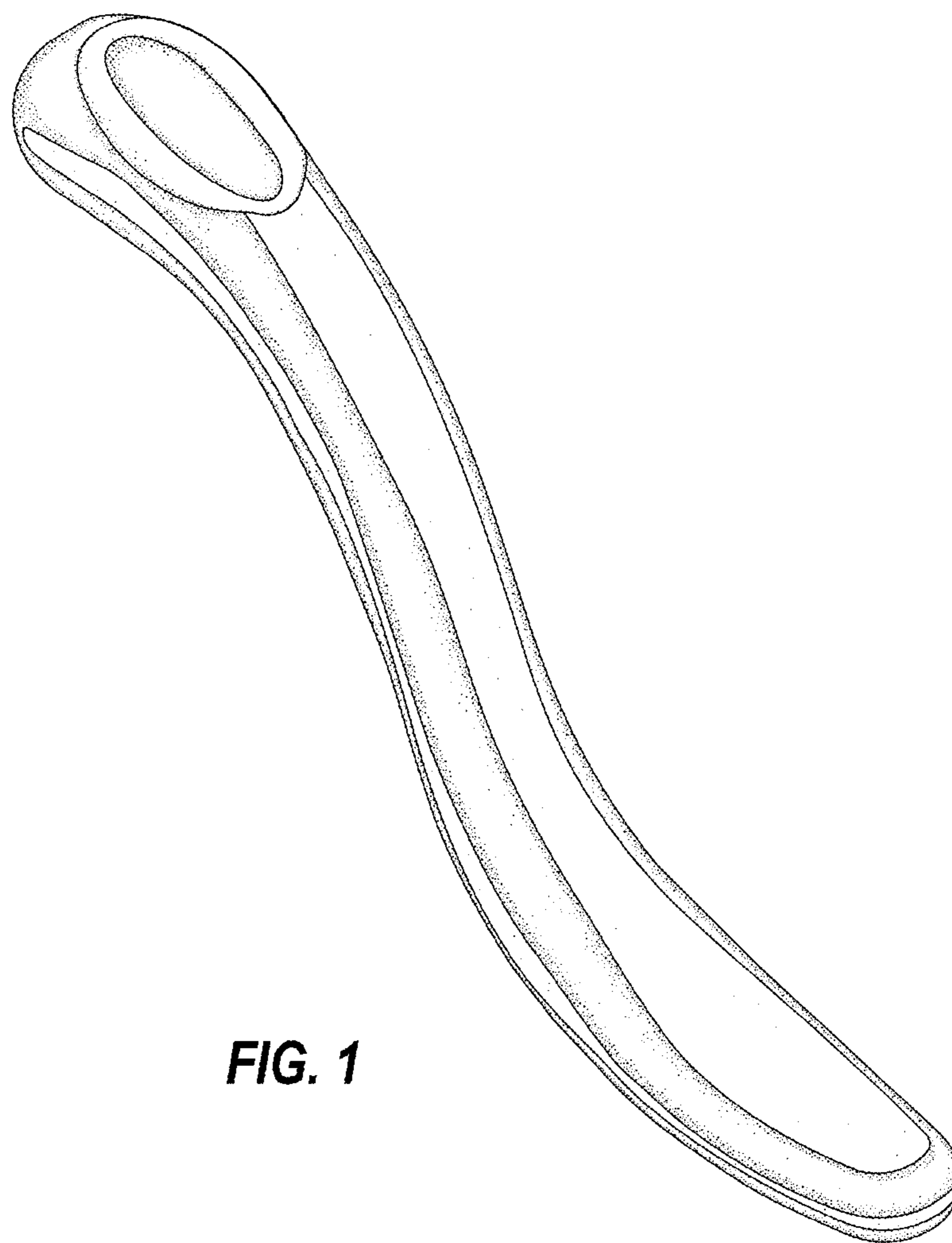


FIG. 1

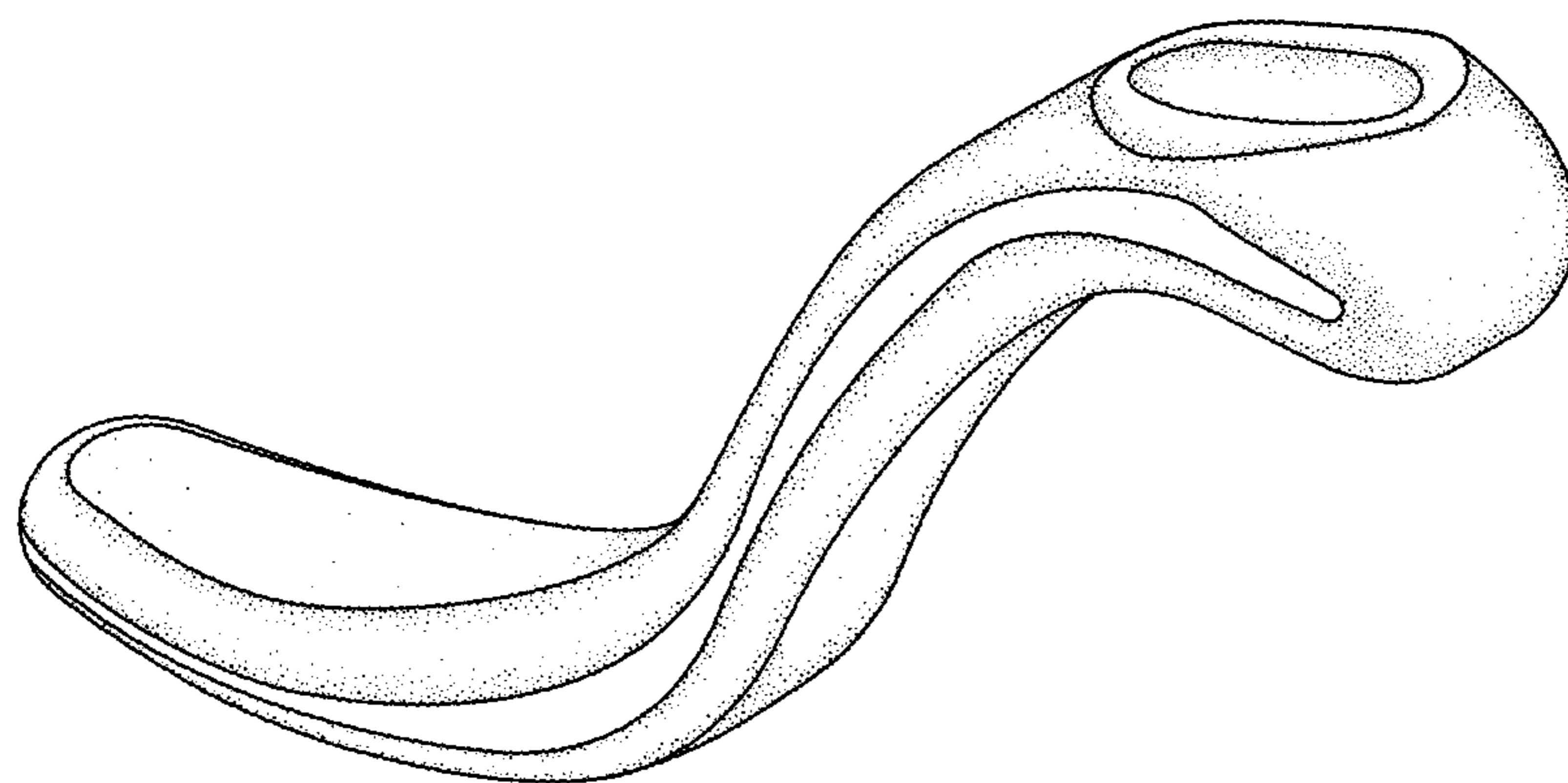


FIG. 2

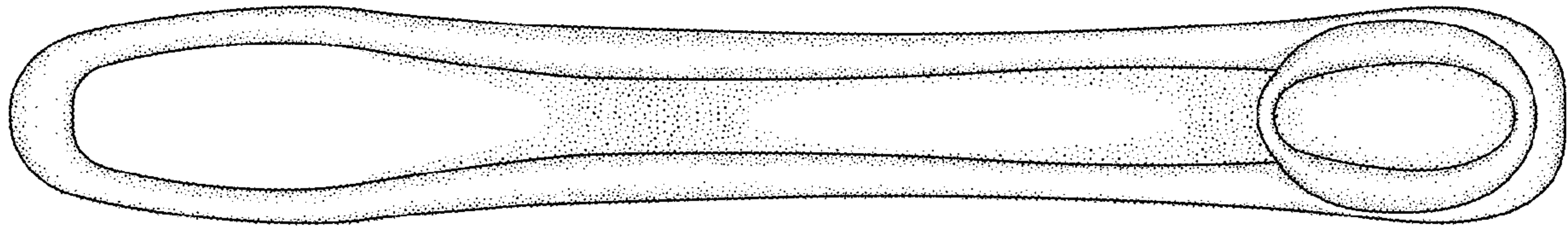


FIG. 3

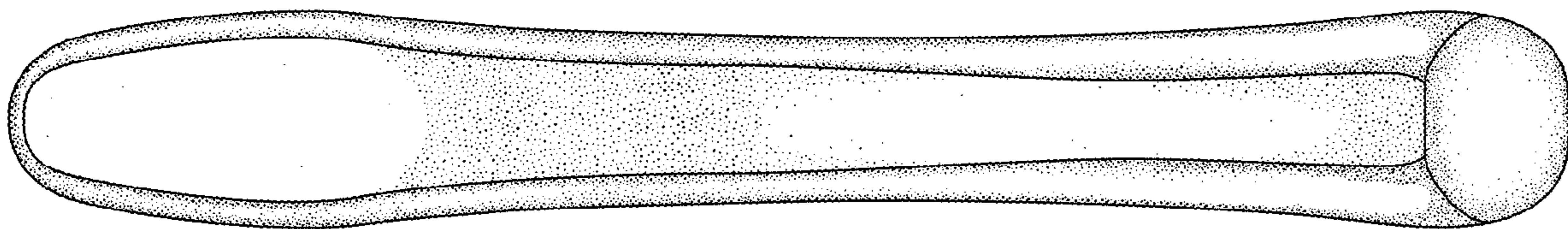


FIG. 4

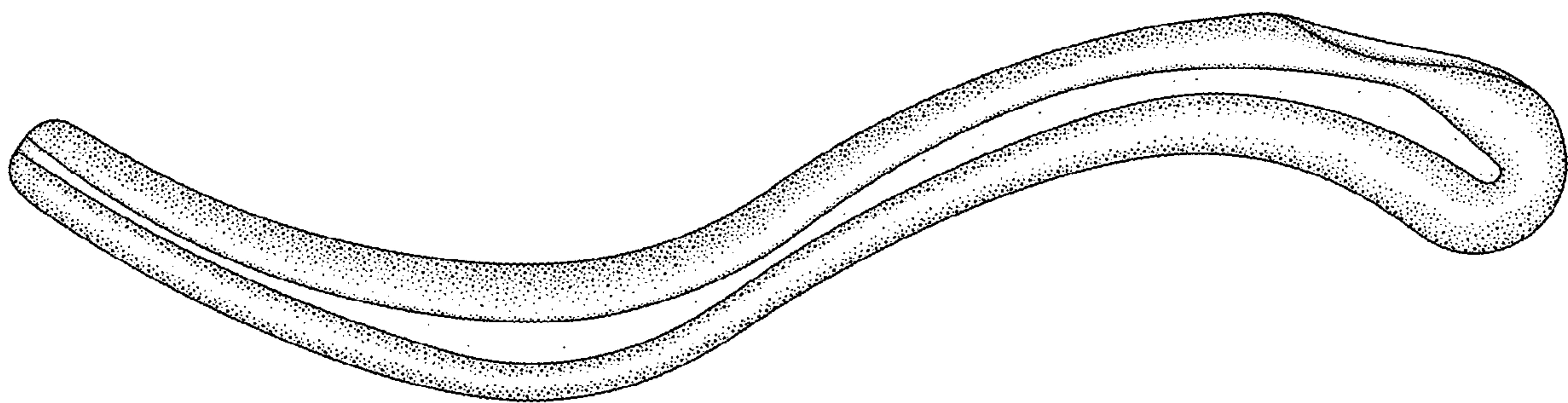


FIG. 5

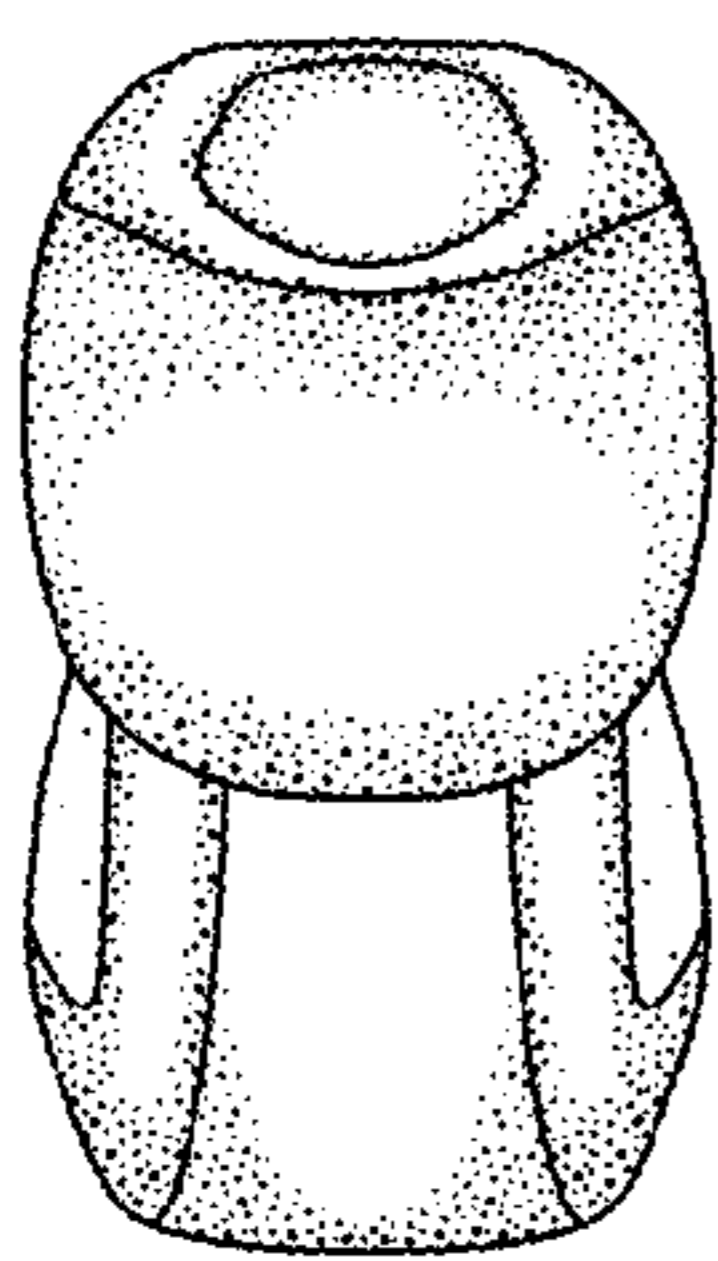


FIG. 6

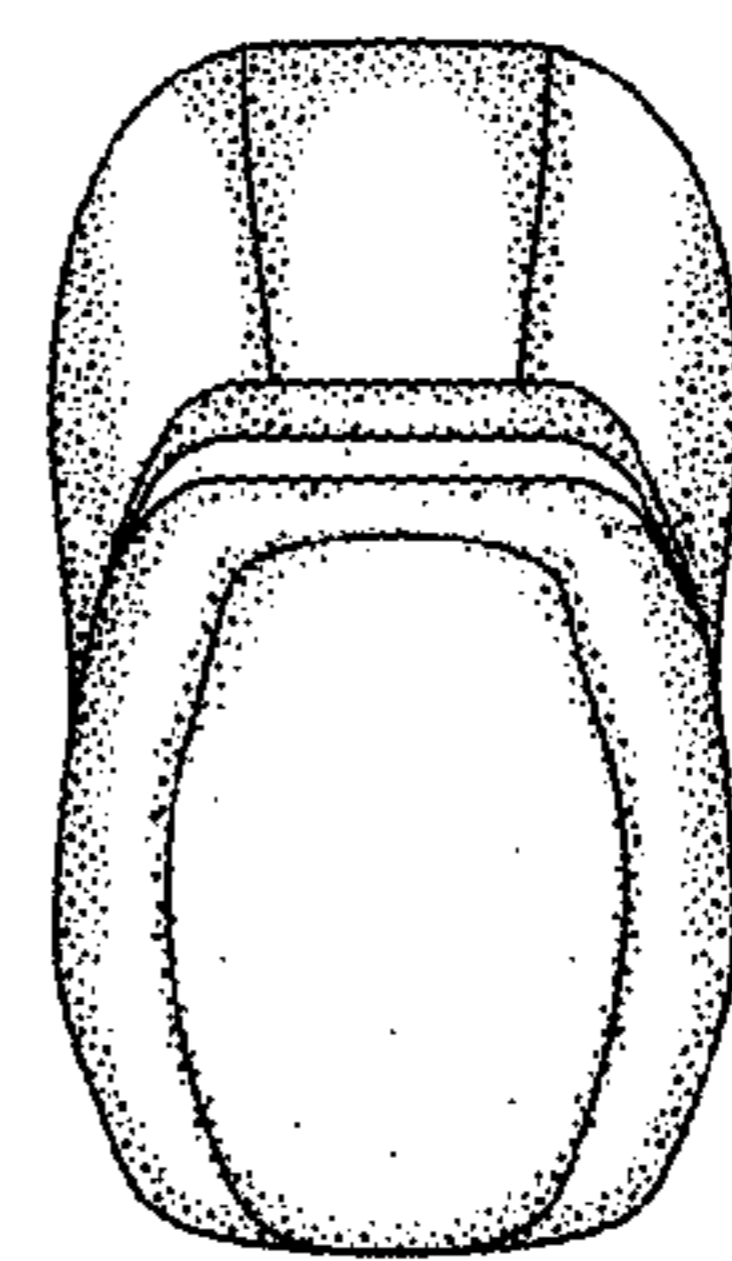


FIG. 7