

US00D946160S

(12) **United States Design Patent**
Matsumura

(10) **Patent No.:** **US D946,160 S**
(45) **Date of Patent:** **** Mar. 15, 2022**

- (54) **PERSONAL WARMING APPARATUS**
- (71) Applicant: **Kobayashi Pharmaceutical Co., Ltd.**,
Osaka (JP)
- (72) Inventor: **Yoshikazu Matsumura**, Osaka (JP)
- (73) Assignee: **Kobayashi Pharmaceutical Co., Ltd.**,
Osaka (JP)

(**) Term: **15 Years**

(21) Appl. No.: **29/732,219**

(22) Filed: **Apr. 22, 2020**

(30) **Foreign Application Priority Data**

Oct. 30, 2019 (JP) 2019-024261

(51) **LOC (13) Cl.** **24-04**

(52) **U.S. Cl.**
USPC **D24/208**

(58) **Field of Classification Search**
USPC D24/206-208, 200, 189; D29/108;
D21/660

CPC A61F 7/00; A61F 7/03; A61F 7/032; A61F
7/034; A61F 7/02; A61F 2007/0003;
A61F 2007/0004

See application file for complete search history.

(56) **References Cited**

U.S. PATENT DOCUMENTS

- D170,499 S * 9/1953 Gloeckler D24/208
- D182,389 S * 3/1958 Sisco D24/208
- D332,310 S * 1/1993 Ahlen D24/208

- 5,645,749 A * 7/1997 Wang A61F 7/02
219/759
- 7,707,655 B2 * 5/2010 Braunecker A61F 7/032
2/206
- D685,489 S * 7/2013 Nishioka D24/206
- D703,826 S * 4/2014 Nishioka D24/206
- D704,850 S * 5/2014 Nishioka D24/206
- D715,454 S * 10/2014 Riggons D24/208
- 2009/0149925 A1 * 6/2009 MacDonald A61F 7/034
607/96
- 2021/0045922 A1 * 2/2021 Lockett A61F 7/02

* cited by examiner

Primary Examiner — Wan Laymon

(74) *Attorney, Agent, or Firm* — Rankin, Hill & Clark
LLP

(57) **CLAIM**

The ornamental design for a personal warming apparatus, as shown and described.

DESCRIPTION

FIG. 1 is a perspective view of a personal warming apparatus showing my new design;
 FIG. 2 is a front view thereof;
 FIG. 3 is a rear view thereof;
 FIG. 4 is a top plan view thereof;
 FIG. 5 is a bottom plan view thereof;
 FIG. 6 is a right side view thereof;
 FIG. 7 is a cross-sectional view taken along line 7-7 of FIG. 8; and,
 FIG. 8 is a Reduced rear view showing state of use.
 All of the thin lines on the article show a three-dimensional shape of the article surface. A left side view is omitted, because it is symmetrical to the right side view.

1 Claim, 8 Drawing Sheets

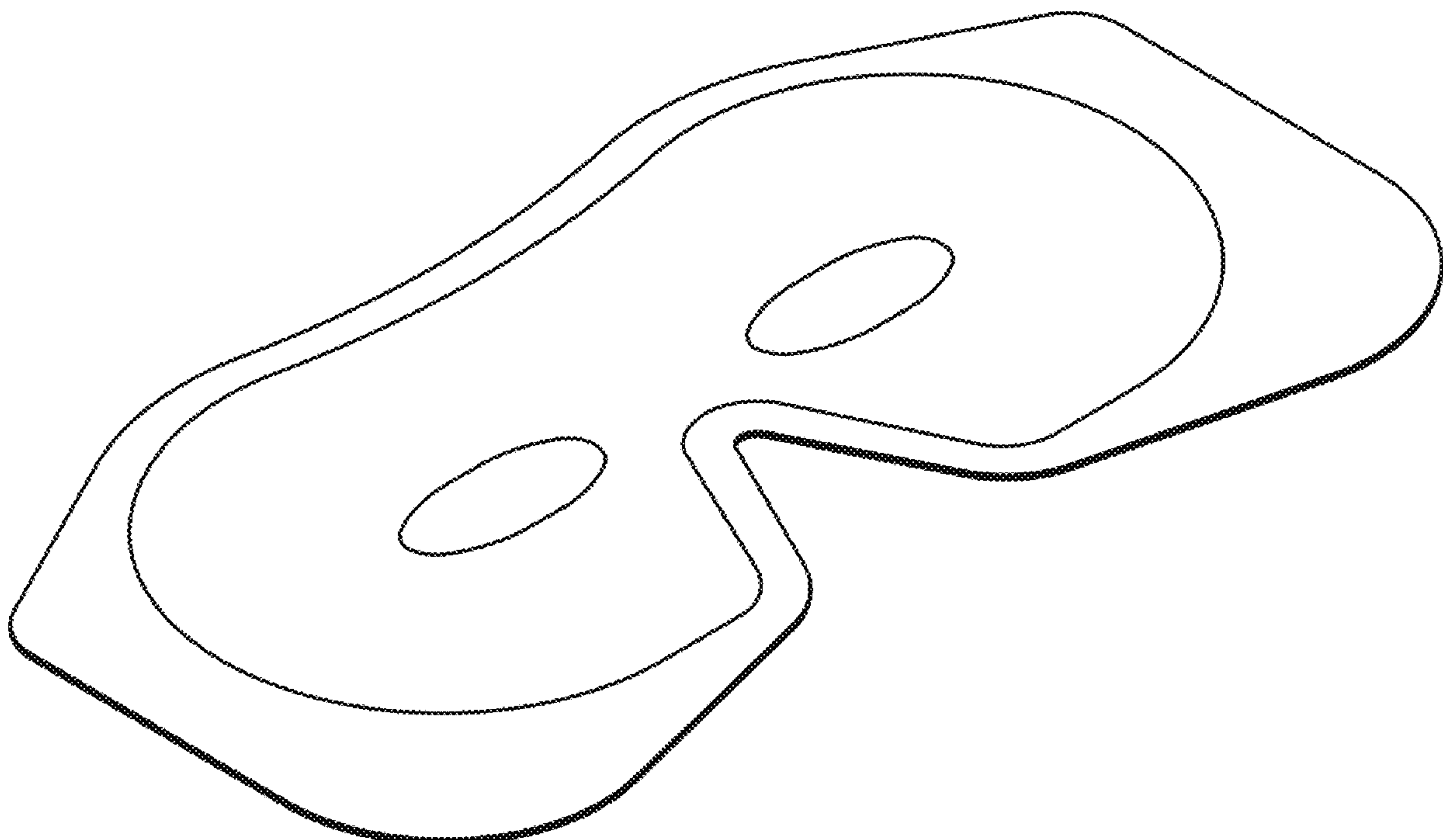


FIG. 1

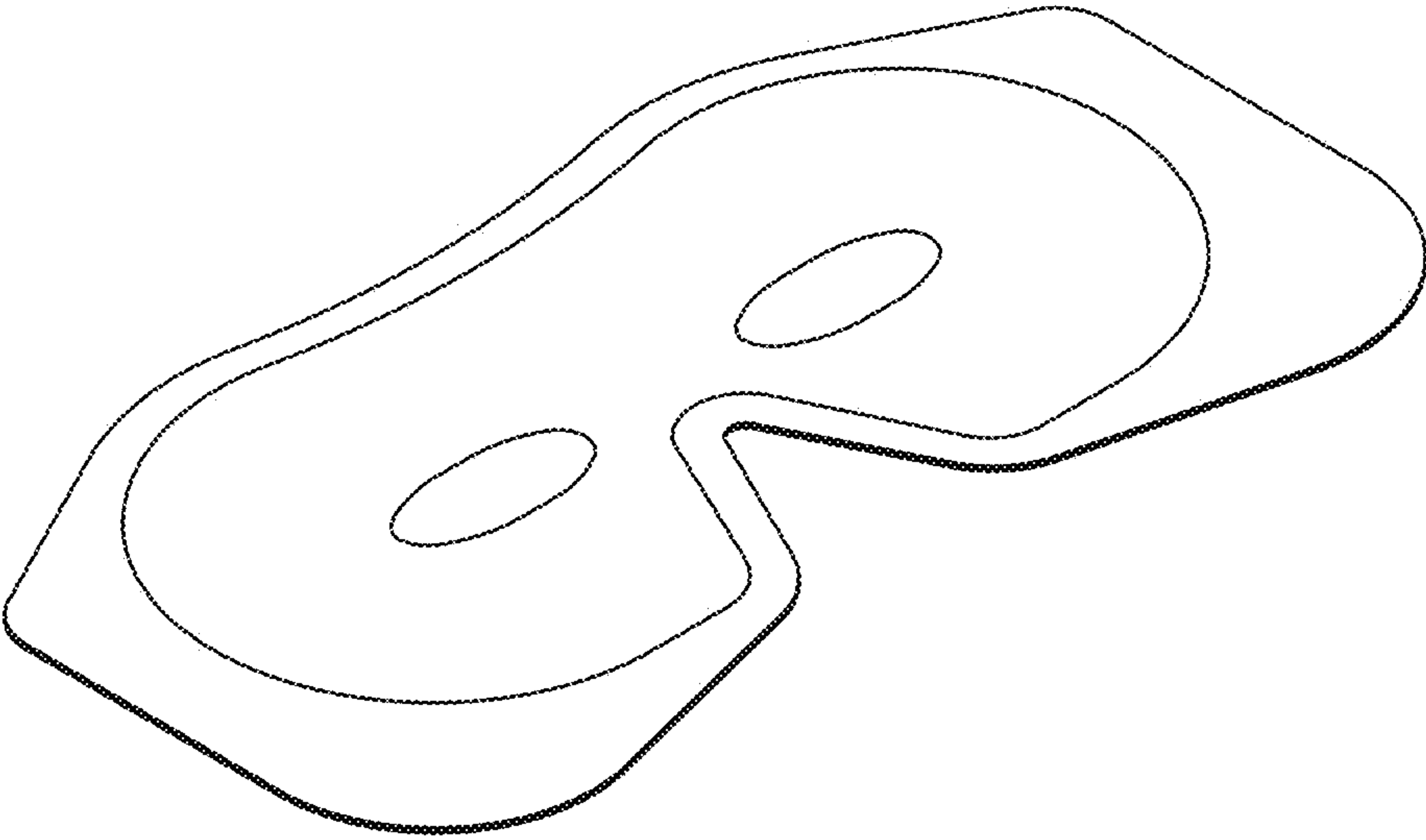


FIG. 2

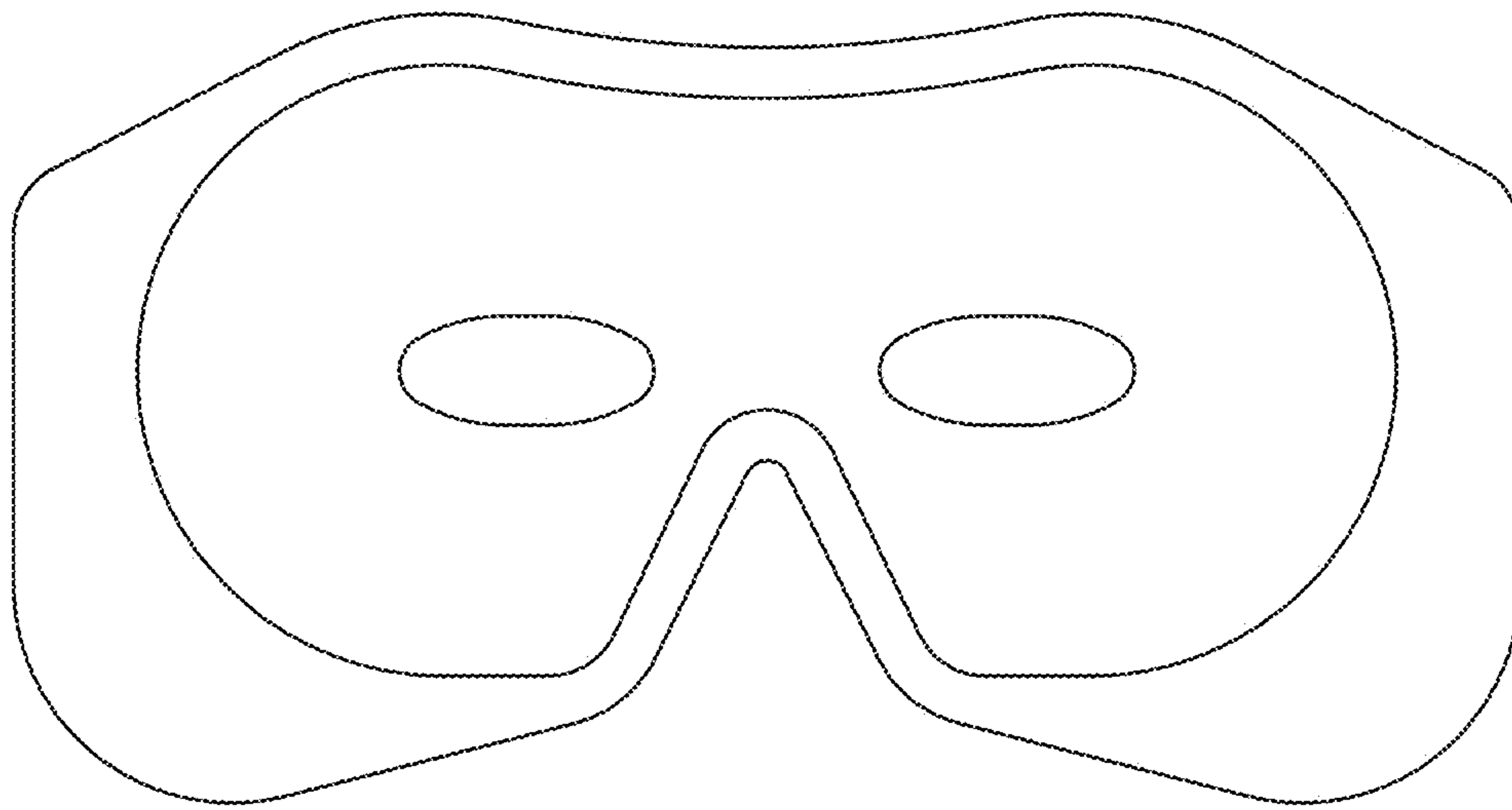


FIG. 3

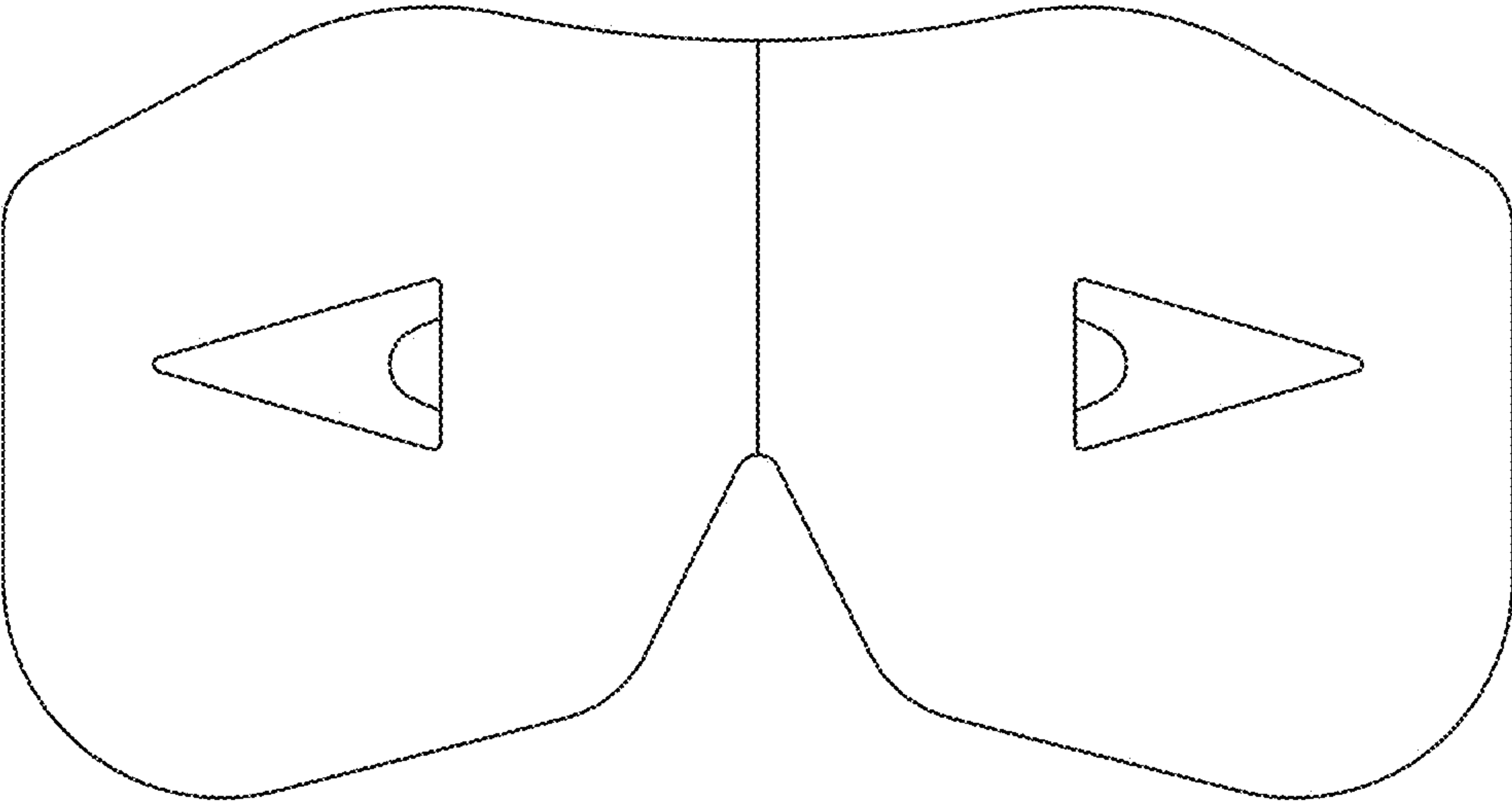


FIG. 4




FIG. 5




FIG. 6



FIG. 7




FIG. 8

