



US00D946148S

(12) **United States Design Patent**
Takemoto

(10) **Patent No.:** **US D946,148 S**
(45) **Date of Patent:** **** Mar. 15, 2022**

(54) **GUIDE WIRE**

(71) Applicant: **ASAHI INTECC CO., LTD.**, Seto (JP)

(72) Inventor: **Hirokatsu Takemoto**, Seto (JP)

(73) Assignee: **ASAHI INTECC CO., LTD.**, Seto (JP)

(**) Term: **15 Years**

(21) Appl. No.: **29/735,036**

(22) Filed: **May 18, 2020**

(30) **Foreign Application Priority Data**

Dec. 10, 2019 (JP) 2019-027407

(51) **LOC (13) Cl.** **24-02**

(52) **U.S. Cl.**
USPC **D24/140**

(58) **Field of Classification Search**
USPC D24/140, 135, 133
CPC A61M 25/09; A61M 25/09033; A61M
25/0041; A61M 2025/09175; A61M
2025/09133; A61M 2025/0915; A61M
2025/09083
See application file for complete search history.

(56) **References Cited**

U.S. PATENT DOCUMENTS

- D247,512 S * 3/1978 Sandler 606/191
- D363,544 S * 10/1995 Rowland A61M 25/09
D24/140
- 5,849,005 A * 12/1998 Garrison A61B 90/40
606/1
- 6,161,543 A * 12/2000 Cox A61B 18/1492
128/898
- D533,270 S * 12/2006 Kierce D24/112
- D704,335 S * 5/2014 Bolia D24/140
- D706,421 S * 6/2014 Brannon D24/140
- D741,999 S * 10/2015 Kanazawa D24/140
- D742,000 S * 10/2015 Kanazawa D24/140
- D757,268 S * 5/2016 Norenberg D24/147

- D758,574 S * 6/2016 Fojtik D24/133
- D777,916 S * 1/2017 Kuroda D24/140
- D847,335 S * 4/2019 Kuwada D24/140
- D861,156 S * 9/2019 Greenhalgh D24/108

(Continued)

OTHER PUBLICATIONS

Internet Publication by mpo-mag.com, FDA Clears St. Jude Medical's PressureWire X Guidewire, Publication Date: Oct. 10, 2016, [online], [retrieved on Sep. 24, 2021], Retrieved from Internet, <URL: https://www.mpo-mag.com/contents/view_breaking-news/2016-10-10/fda-clears-st-jude-medicals-pressurewirex-guidewire-designed-to-optimize-pci-procedures/>.*

(Continued)

Primary Examiner — Bridget L Eland

(74) *Attorney, Agent, or Firm* — Oliff PLC

(57) **CLAIM**

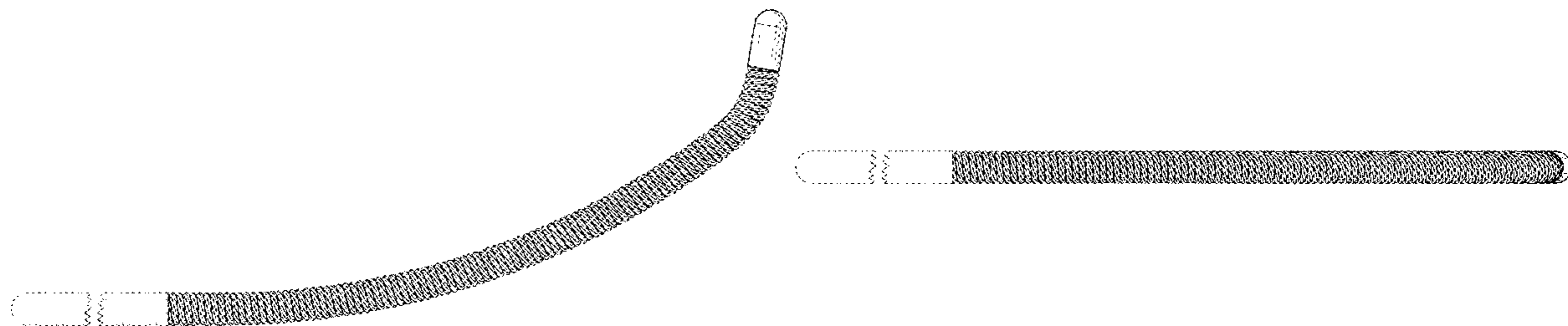
The ornamental design for a guide wire, as shown and described.

DESCRIPTION

FIG. 1 is a front elevational view of the guide wire, showing the new design;
FIG. 2 is a left-side elevational view thereof;
FIG. 3 is a right-side elevational view thereof;
FIG. 4 is a top plan view thereof; and,
FIG. 5 is a bottom plan view thereof.

The broken lines having larger evenly spaced gaps in the drawings are for the purpose of illustrating portions of the guide wire that form no part of the claimed design. The dot-dash broken lines depict a boundary of the claimed subject matter and form no part of the claimed design. The break lines depicted by broken lines having smaller evenly spaced gaps in the drawings indicate that the appearance of any portion of the article between the broken break lines forms no part of the claimed design.

1 Claim, 3 Drawing Sheets



(56)

References Cited

U.S. PATENT DOCUMENTS

D901,009 S * 11/2020 Fojtik D24/133
2002/0055748 A1 * 5/2002 Gellman A61B 17/32
606/139
2002/0091338 A1 * 7/2002 Frautschi A61M 25/09
600/585
2008/0004546 A1 * 1/2008 Kato A61M 25/09
600/585
2012/0024099 A1 * 2/2012 Main A61B 17/0218
74/470
2013/0289445 A1 * 10/2013 Edamatsu A61M 25/09
600/585
2014/0350568 A1 * 11/2014 Shekalim A61B 17/22
606/127
2017/0113024 A1 * 4/2017 Hess A61B 17/8897
2017/0119473 A1 * 5/2017 Clopp A61B 17/24
2020/0069921 A1 * 3/2020 Mangiardi A61M 25/104
2020/0330729 A1 * 10/2020 Petitpierre A61M 25/0136
2020/0330730 A1 * 10/2020 Creighton A61L 29/16

OTHER PUBLICATIONS

Internet Publication by Esticast, Medical Guide Wired Market By Material, Publication Date: May 2018, [online], [retrieved on Sep. 24, 2021]. Retrieved from Internet, <URL: <https://www.esticastresearch.com/report/medical-guide-wire-market/>>.*

* cited by examiner




FIG. 1




FIG. 3




FIG. 2




FIG. 4



FIG. 5