



US00D946132S

(12) **United States Design Patent**
Xia et al.

(10) **Patent No.:** **US D946,132 S**
(45) **Date of Patent:** **** Mar. 15, 2022**

(54) **HUMIDIFIER**

(71) Applicant: **SHENZHEN VANTOP TECHNOLOGY & INNOVATION CO., LTD.**, Shenzhen (CN)

(72) Inventors: **Yijia Xia**, Shenzhen (CN); **Mei Long**, Shenzhen (CN); **Jun Li**, Shenzhen (CN)

(73) Assignee: **SHENZHEN VANTOP TECHNOLOGY & INNOVATION CO., LTD.**, Shenzhen (CN)

(**) Term: **15 Years**

(21) Appl. No.: **29/764,179**

(22) Filed: **Dec. 29, 2020**

(51) **LOC (13) Cl.** **23-04**

(52) **U.S. Cl.**
USPC **D23/356**

(58) **Field of Classification Search**

USPC D23/355-366, 352, 369, 332, 333, 335,
D23/336, 342, 351; 422/120, 122;
55/356, 473, 504; 96/97; 261/DIG. 17,
261/DIG. 65, DIG. 88, DIG. 31
CPC .. A61L 9/16; A61L 9/22; B01D 47/00; B01D
47/027; B01D 2221/02; B01D 2259/4508;
B03C 3/155; B03C 3/368; F24F 3/16;
F24F 13/20; F24F 13/28

See application file for complete search history.

(56) **References Cited**

U.S. PATENT DOCUMENTS

6,019,355 A * 2/2000 Birdsell F24F 1/04
261/142
D818,094 S * 5/2018 Cartwright D23/356

D827,117 S * 8/2018 Rigbi D23/360
D854,131 S * 7/2019 Ediger D23/356
D864,368 S 10/2019 Chen et al.
D870,873 S * 12/2019 Chen D23/356
D876,599 S * 2/2020 He D23/364
D893,693 S 8/2020 Xiao
D898,886 S * 10/2020 Israel D23/356
D909,557 S * 2/2021 Jeon D23/364
D912,236 S * 3/2021 Hernandez D23/364
D921,864 S * 6/2021 Luo D23/356
D927,668 S * 8/2021 Huang D23/364
D930,136 S * 9/2021 Knight D23/365
2020/0384402 A1 * 12/2020 Schwartz B01D 46/2414

* cited by examiner

Primary Examiner — David G Muller

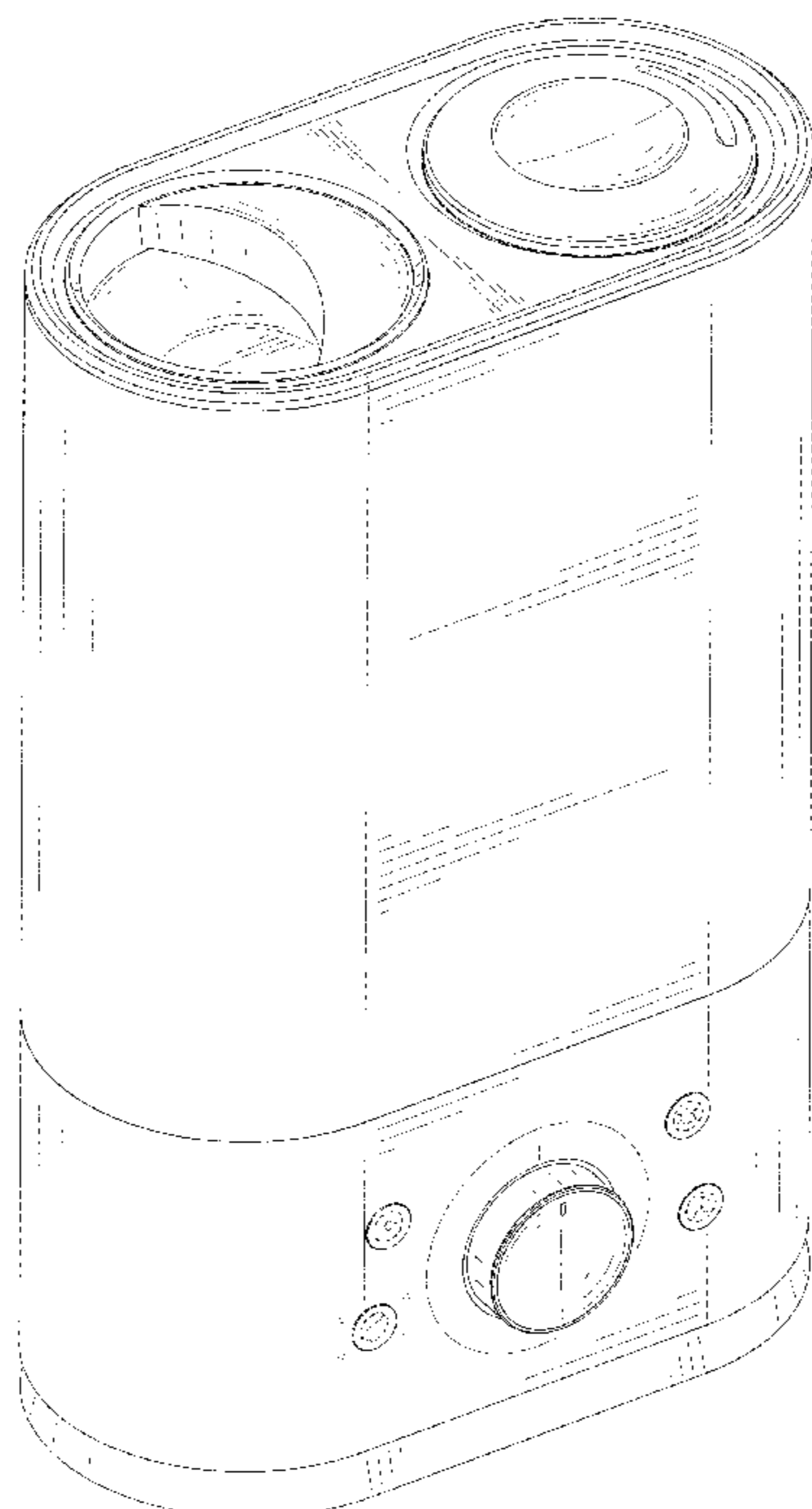
(57) **CLAIM**

The ornamental design for a humidifier, as shown and described.

DESCRIPTION

FIG. 1 is a perspective view of a first embodiment of a humidifier showing my new design;
FIG. 2 is another perspective view thereof;
FIG. 3 is a front elevational view thereof;
FIG. 4 is a rear elevational view thereof;
FIG. 5 is a left side elevational view thereof;
FIG. 6 is a right side elevational view thereof;
FIG. 7 is a top plan view thereof; and,
FIG. 8 is a bottom plan view thereof.
The broken lines in the drawings depict portions of the humidifier that form no part of the claimed design.

1 Claim, 8 Drawing Sheets



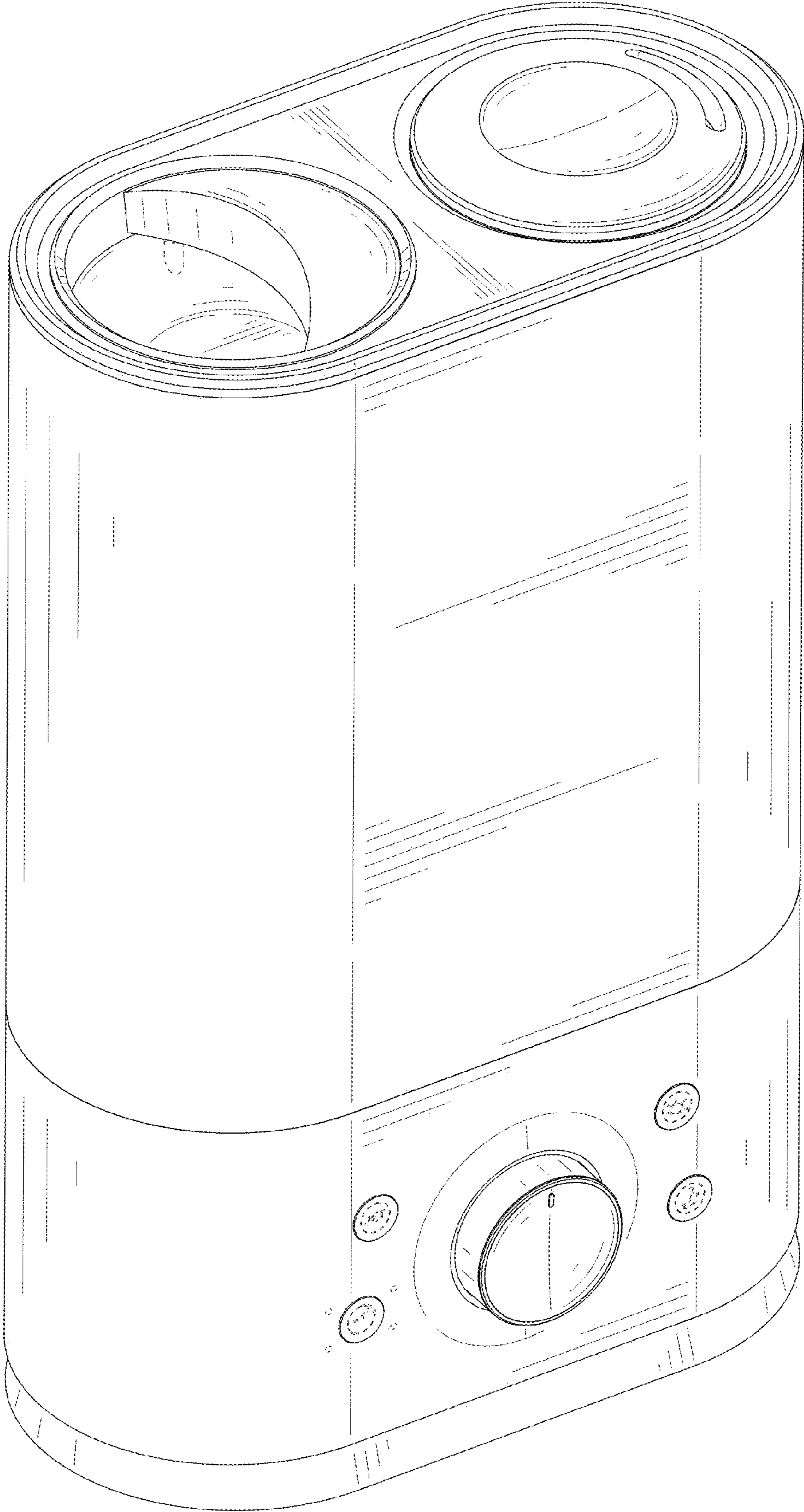


FIG. 1

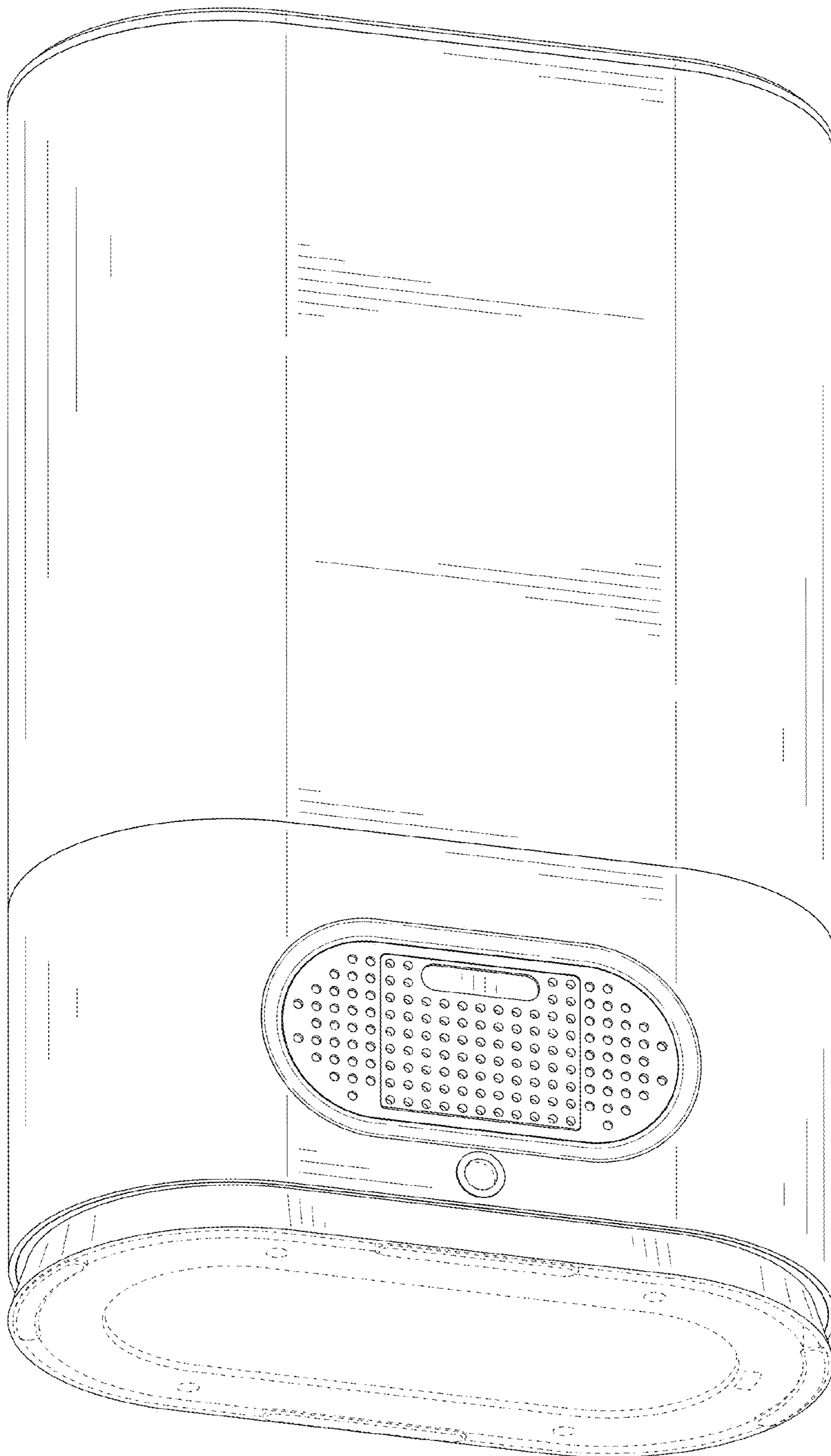


FIG. 2

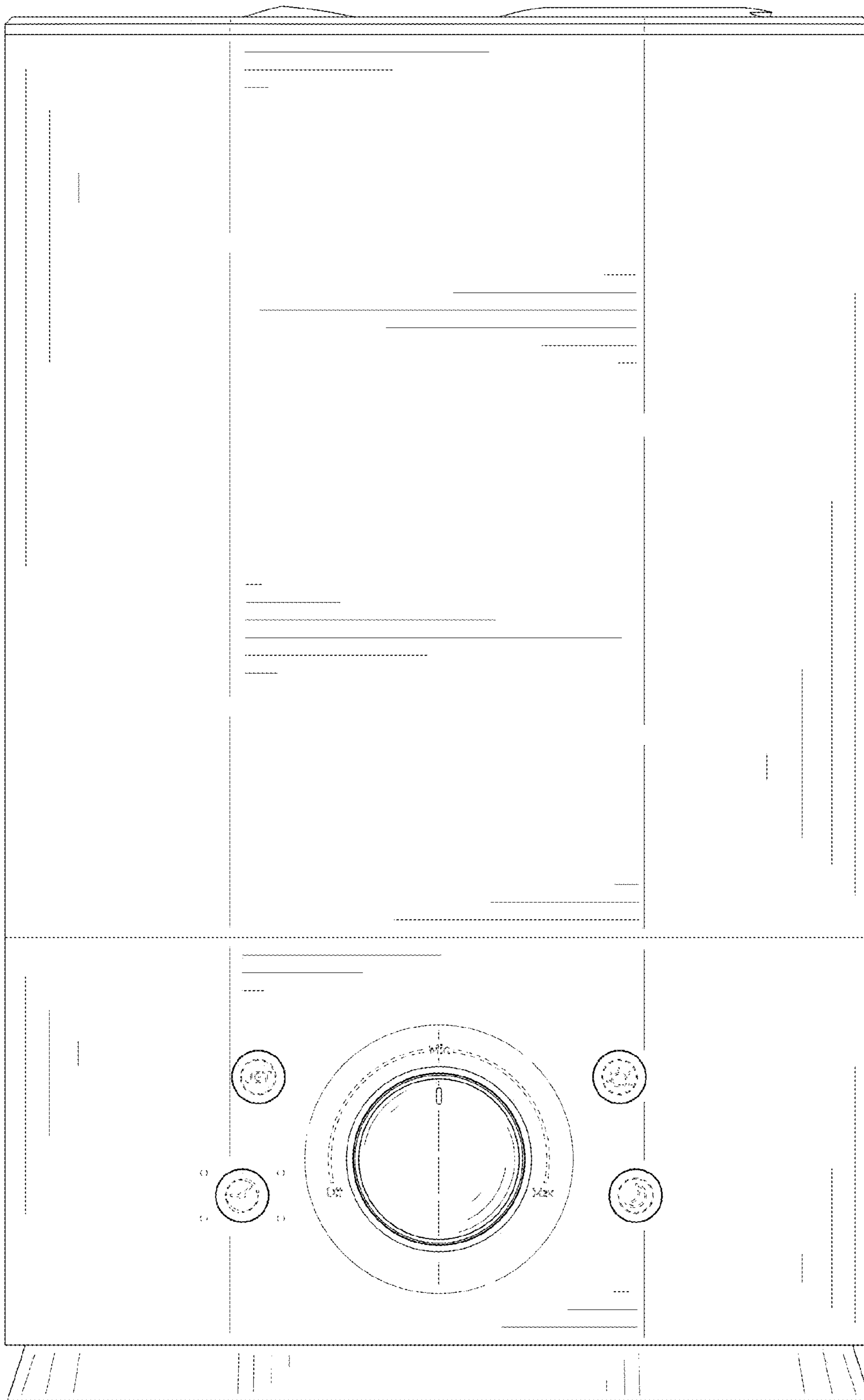


FIG. 3




FIG. 4




FIG. 5




FIG. 6

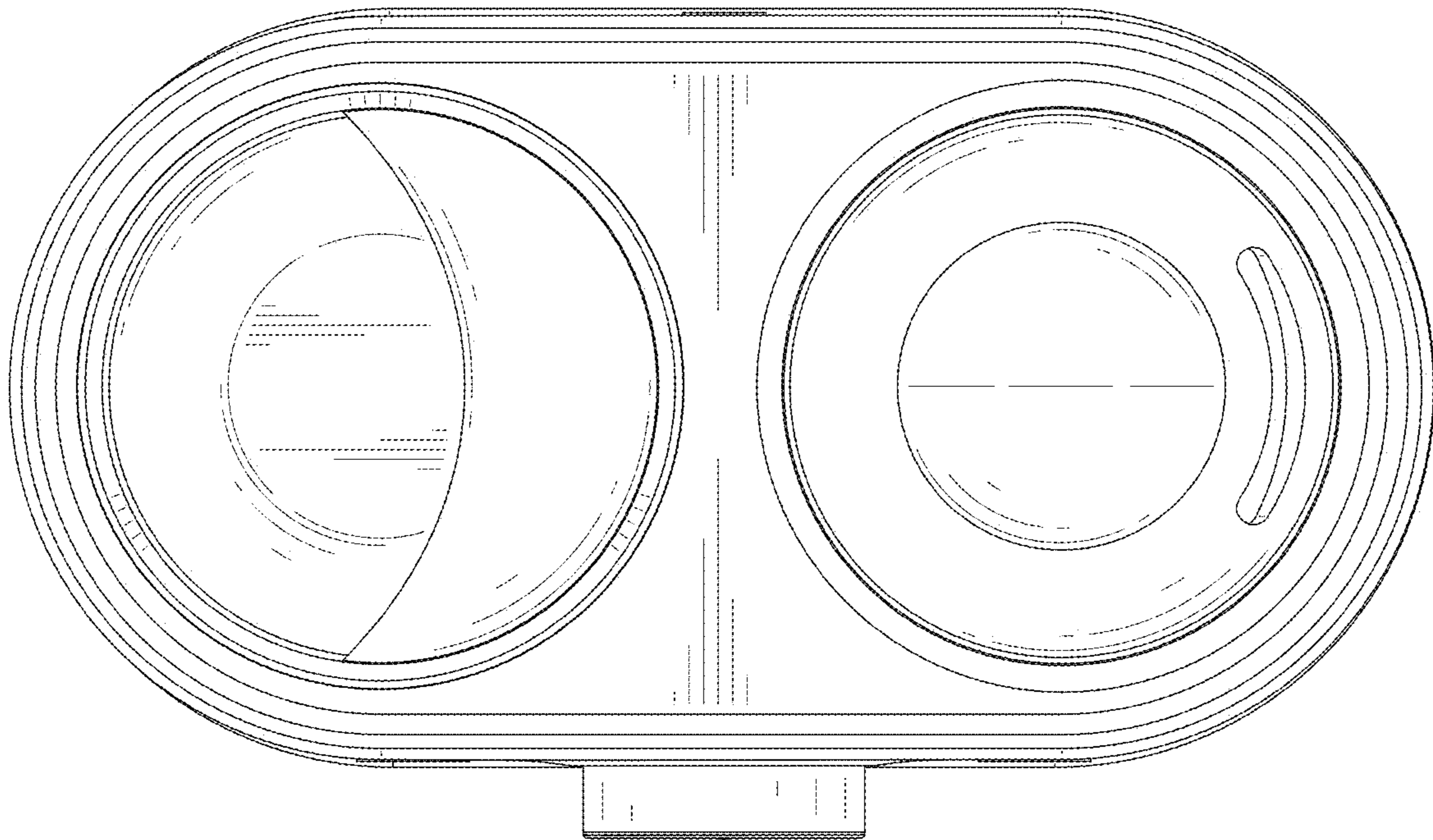


FIG. 7




FIG. 8