

US00D946105S

(12) **United States Design Patent** (10) **Patent No.:** **US D946,105 S**
Rasinger (45) **Date of Patent:** **** Mar. 15, 2022**

(54) **AMUSEMENT APPARATUS**

(71) Applicant: **Bagjump Action Sports GmbH**, Hall in Tirol (AT)

(72) Inventor: **Martin Rasinger**, Hall in Tirol (AT)

(73) Assignee: **BAGJUMP ACTION SPORTS GMBH**, Tirol (AT)

(**) Term: **15 Years**

(21) Appl. No.: **35/510,127**

(22) Filed: **Aug. 6, 2020**

(80) **Hague Agreement Data**

Int. Filing Date: **Aug. 6, 2020**

Int. Reg. No.: **DM/209697**

Int. Reg. Date: **Aug. 6, 2020**

Int. Reg. Pub. Date: **Aug. 21, 2020**

(30) **Foreign Application Priority Data**

Feb. 9, 2020 (EM) 007678511-0001
Feb. 9, 2020 (EM) 007678511-0004
Feb. 9, 2020 (EM) 007678511-0005
Feb. 9, 2020 (EM) 007678511-0008
Feb. 9, 2020 (EM) 007678511-0011
Feb. 9, 2020 (EM) 007678511-0012
Feb. 9, 2020 (EM) 007678511-0014

(51) **LOC (13) Cl.** **21-03**

(52) **U.S. Cl.**
USPC **D21/814**

(58) **Field of Classification Search**
USPC D21/811, 814, 817, 818, 819
CPC A63B 6/00; A63B 6/02; A63G 21/18
See application file for complete search history.

(56) **References Cited**

U.S. PATENT DOCUMENTS

D483,428 S *	12/2003	Frey	D21/817
D483,831 S *	12/2003	Frey	D21/817
D491,995 S *	6/2004	Frey	D21/817
D500,113 S *	12/2004	Frey	D21/817
D500,829 S *	1/2005	Hadley	D21/817
D815,709 S *	4/2018	Wang	D21/818
D857,830 S *	8/2019	Wang	D21/818
D867,509 S *	11/2019	Peterson	D21/819
D870,225 S *	12/2019	Peterson	D21/818
D877,274 S *	3/2020	Rozier	D21/817
D882,013 S *	4/2020	Rozier	D21/817
D895,756 S *	9/2020	Whincup	D21/818
D923,127 S *	6/2021	Peterson	D21/819

* cited by examiner

Primary Examiner — George D. Kirschbaum

Assistant Examiner — Joseph J Kukella

(74) *Attorney, Agent, or Firm* — Workman Nydegger

(57) **CLAIM**

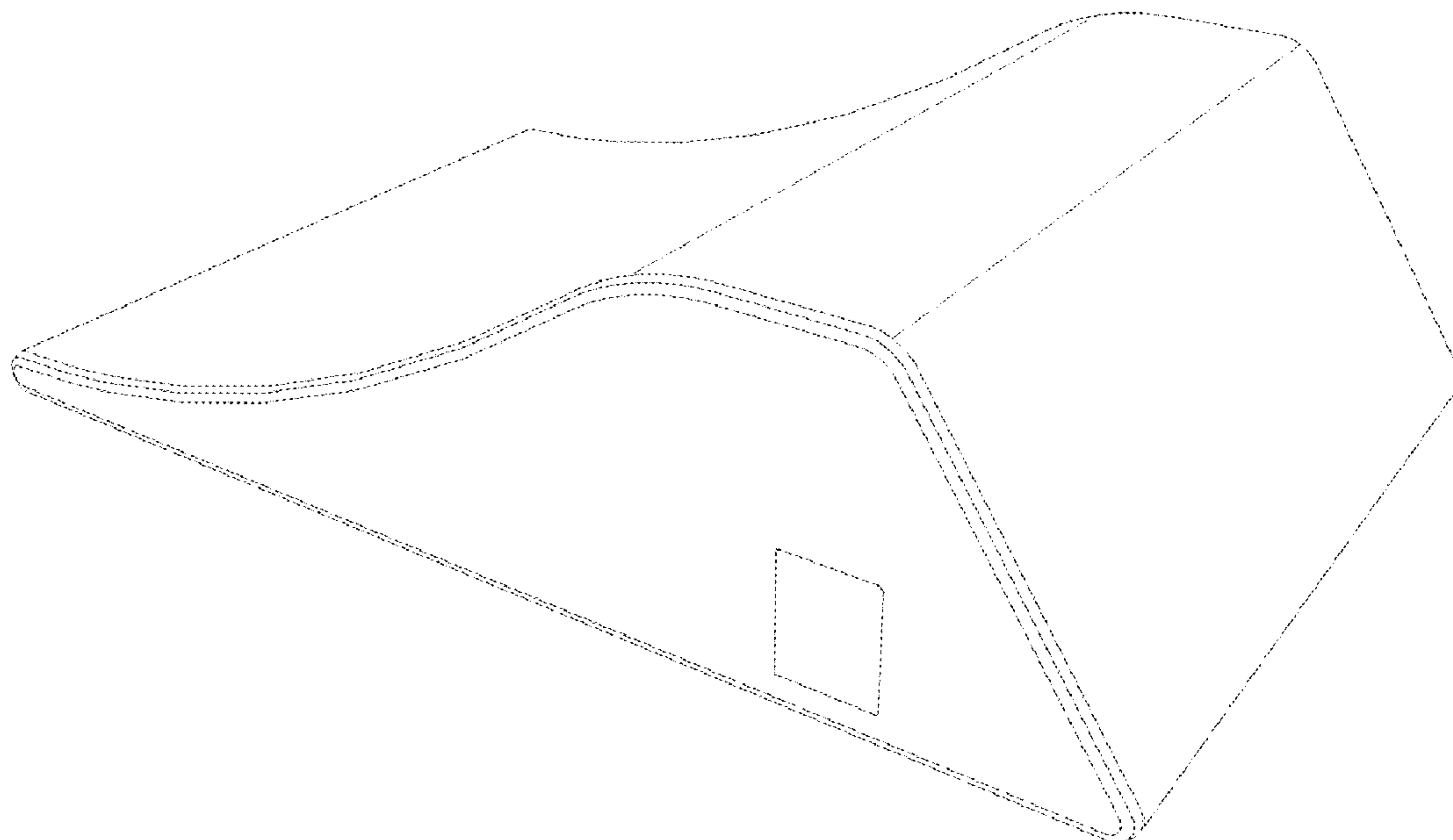
The ornamental design for amusement apparatus, as shown and described.

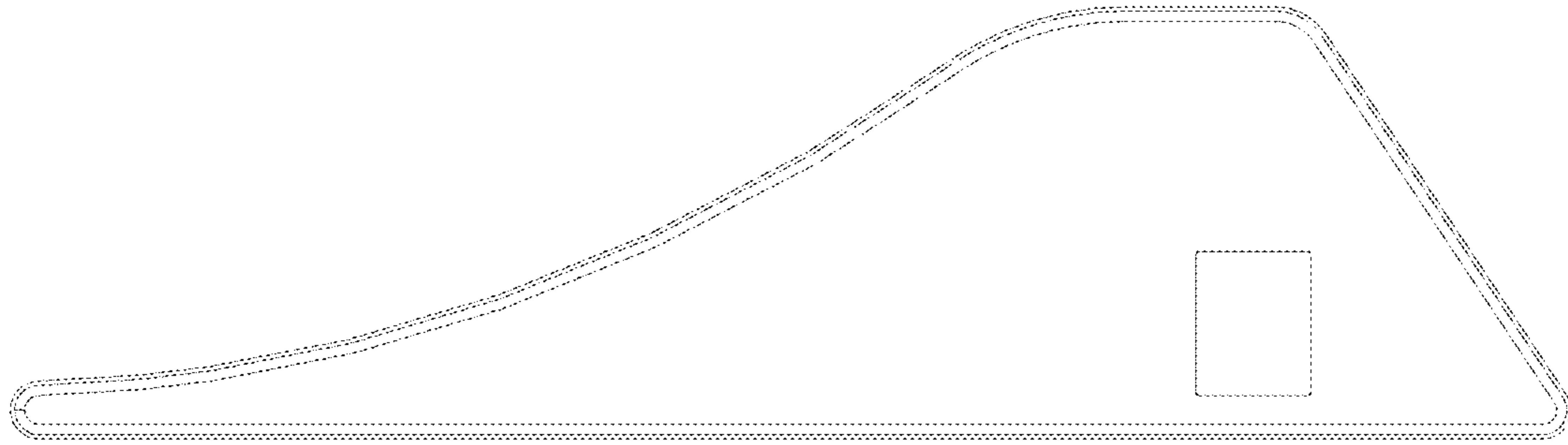
DESCRIPTION

2.1 is a front elevation view;
2.2 is a front right perspective view;
2.3 is a front left perspective view;
2.4 is a back elevation view;
2.5 is a left side elevation view;
2.6 is a right side elevation view;
2.7 is a top plan view; and
2.8 is a bottom plan view.

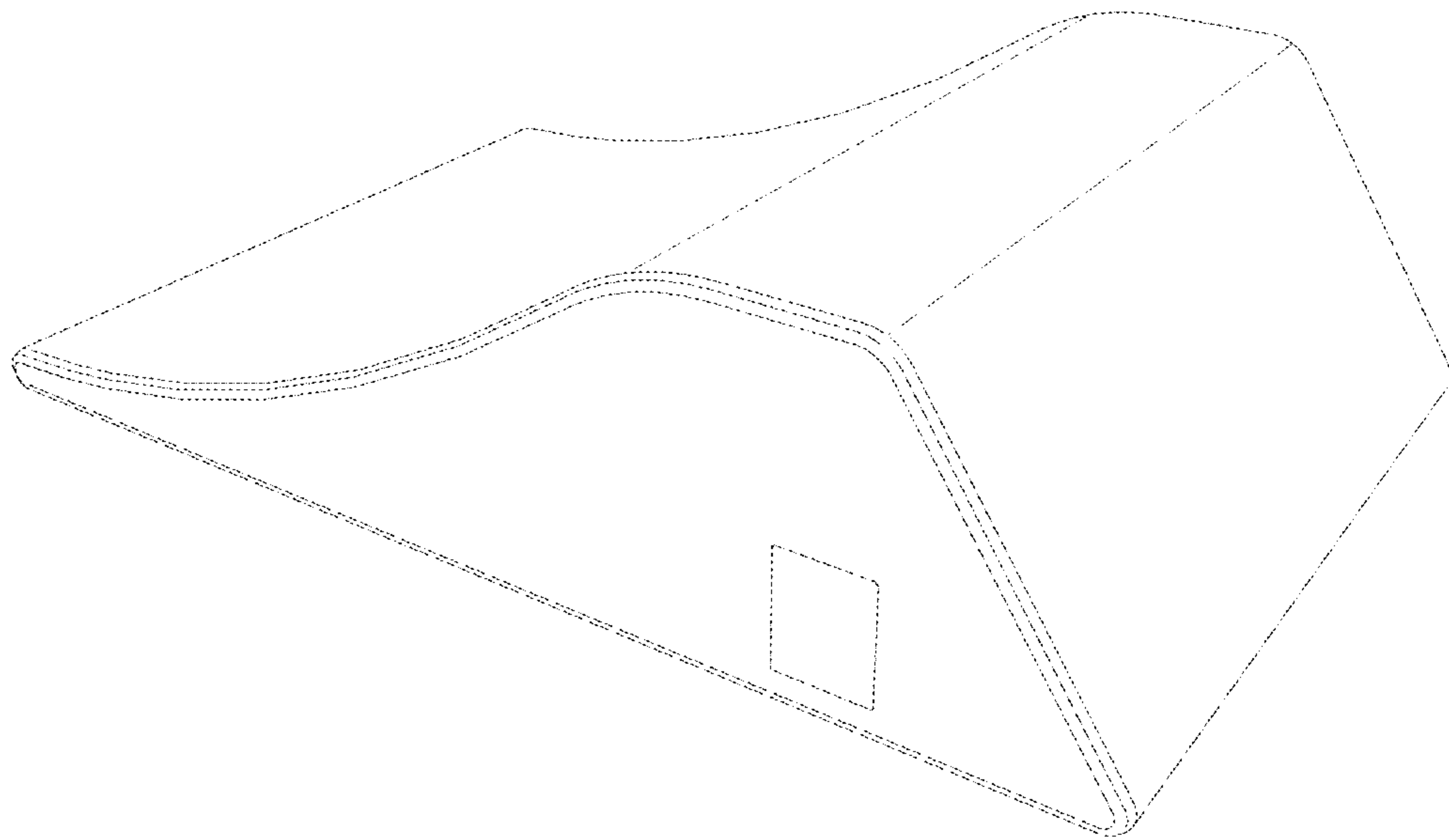
The designs relate to an airbag for absorbing shocks, jumps and for impact protection for persons.

1 Claim, 5 Drawing Sheets

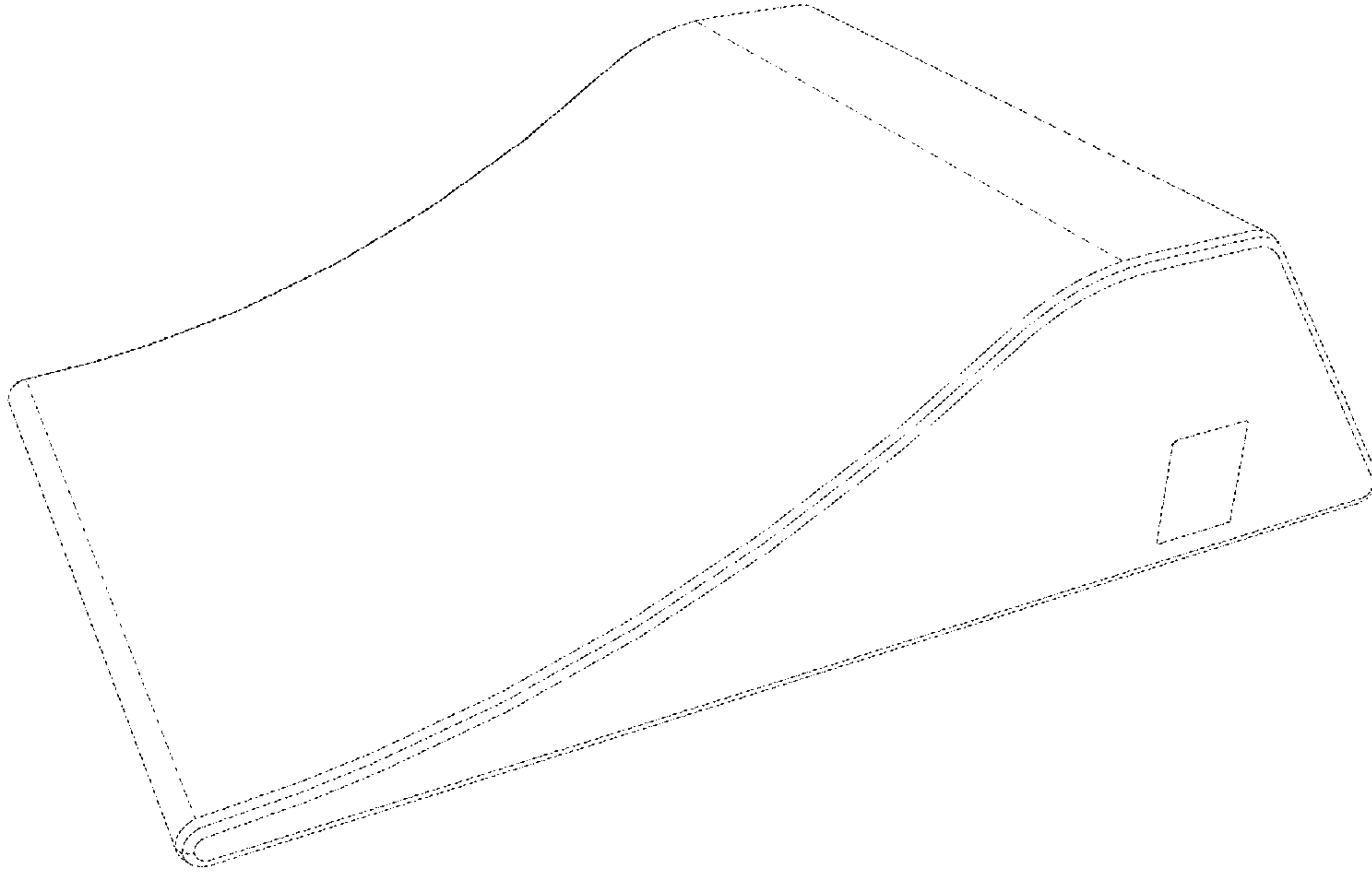




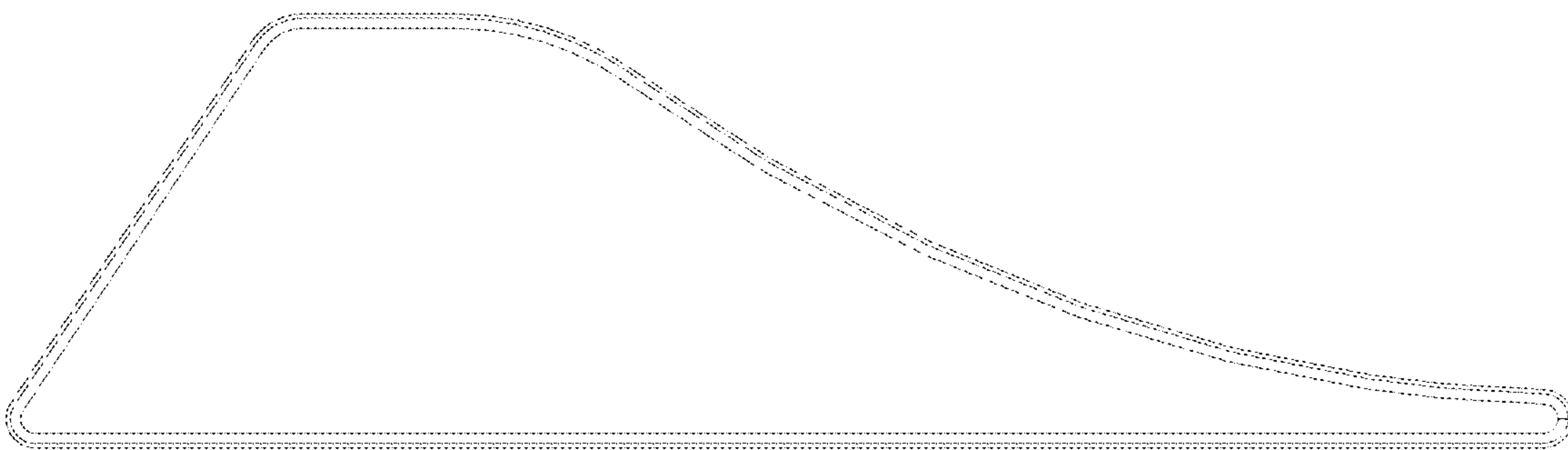
2.1




2.2



2.3



2.4



2.5



2.6



2.7



2.8