



US00D946103S

(12) **United States Design Patent** (10) **Patent No.:** **US D946,103 S**
Ling (45) **Date of Patent:** **** Mar. 15, 2022**

(54) **TRAMPOLINE**

(71) Applicant: **Mijump Sports Co., Ltd**, Huai 'an (CN)

(72) Inventor: **Tao Ling**, Huai 'an (CN)

(**) Term: **15 Years**

(21) Appl. No.: **29/728,014**

(22) Filed: **Mar. 16, 2020**

(51) **LOC (13) Cl.** **21-02**

(52) **U.S. Cl.**
USPC **D21/797**

(58) **Field of Classification Search**
USPC D25/56; D21/797, 834, 837-839; D6/331

CPC A63B 71/022; A63B 5/11; A63B 2210/50; A63B 2208/12; A63B 2071/009

See application file for complete search history.

(56) **References Cited**

U.S. PATENT DOCUMENTS

D668,351 S	*	10/2012	Gessford	D25/56
D712,497 S	*	9/2014	Yang	D21/797
D755,914 S	*	5/2016	Andon	D21/797
D794,150 S	*	8/2017	Ji	D21/797
D794,151 S	*	8/2017	Ji	D21/797
D805,595 S	*	12/2017	Chen	D21/797
D857,139 S	*	8/2019	Andon	D21/797
D918,326 S	*	5/2021	Andon	D21/797
2005/0079954 A1	*	4/2005	Wang	A63B 5/11 482/27
2009/0023558 A1	*	1/2009	VanElverdinghe	A63B 71/022 482/29

2012/0289379 A1	*	11/2012	Stokes	A63B 5/11 482/27
2019/0009120 A1	*	1/2019	Ji	A63B 71/022
2020/0238152 A1	*	7/2020	Hagel	A63B 71/022

FOREIGN PATENT DOCUMENTS

CN	302112121	*	10/2012
CN	306093961	*	10/2020

OTHER PUBLICATIONS

Merax 5.SFT Trampoline for Kids, first available Nov. 9, 2016, amazon.com [online], site visited Oct. 15, 2021], Available from internet URL: <https://amzn.to/2YZiEAw> (Year: 2016).*

8FT 1 OFT 12FT 1 SFT Trampoline with Enclosure Net and Ladder, first available Aug. 20, 2021, amazon.com [online], site visited Oct. 15, 2021], Available from internet URL: <https://amzn.to/3n4fWSe> (Year: 2021).*

* cited by examiner

Primary Examiner — Janice Patyk
Assistant Examiner — Salamah Jordan

(57) **CLAIM**

The ornamental design for a trampoline, as shown and described.

DESCRIPTION

FIG. 1 is a perspective view of a trampoline showing my new design;

FIG. 2 is a front view thereof;

FIG. 3 is a back view thereof;


FIG. 4 is a left side view thereof;

FIG. 5 is a right side view thereof;

FIG. 6 is a top view thereof; and,

FIG. 7 is a bottom view thereof.

1 Claim, 7 Drawing Sheets






FIG. 1




FIG. 2




FIG. 3




FIG. 4




FIG. 5

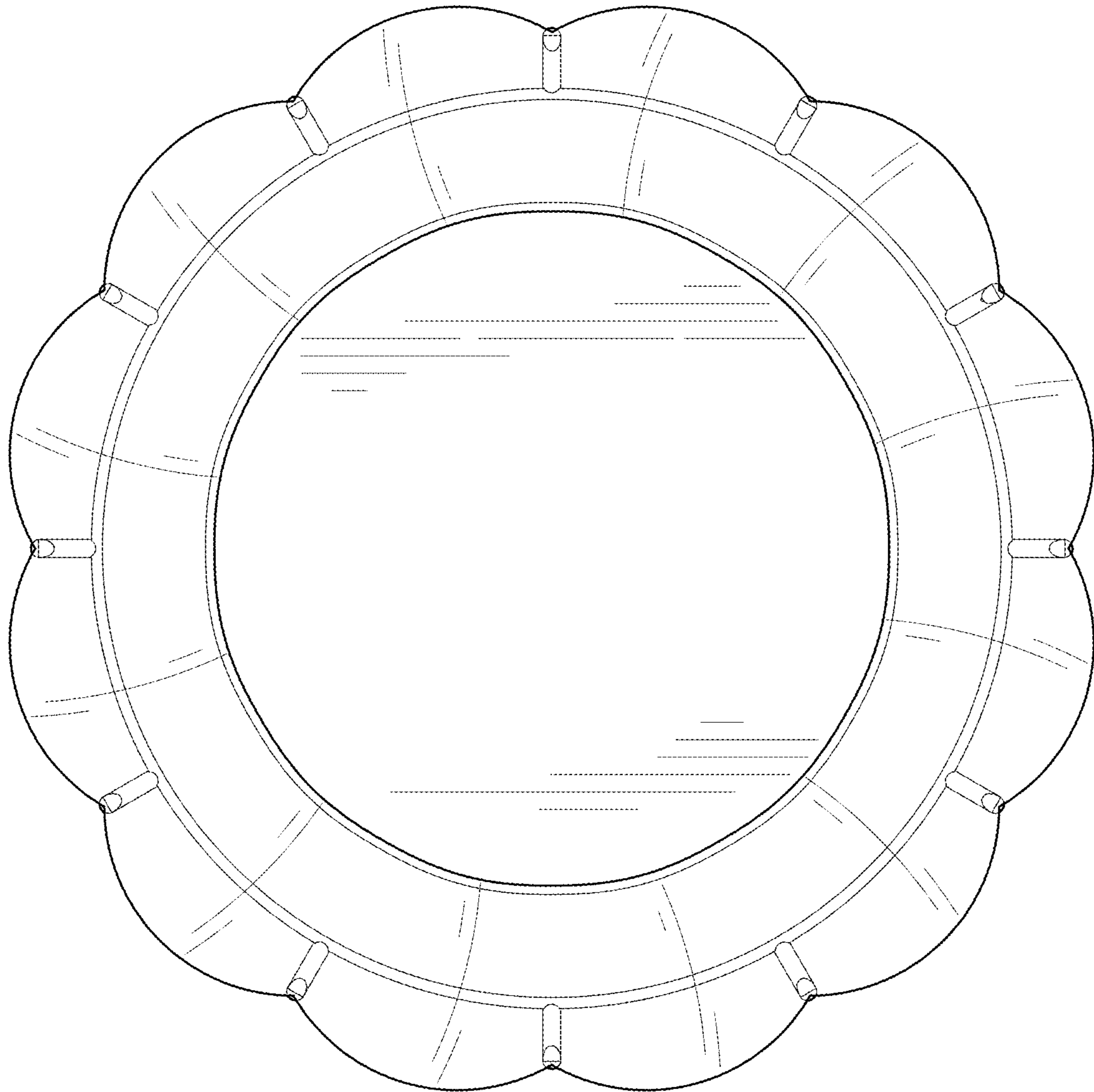


FIG. 6

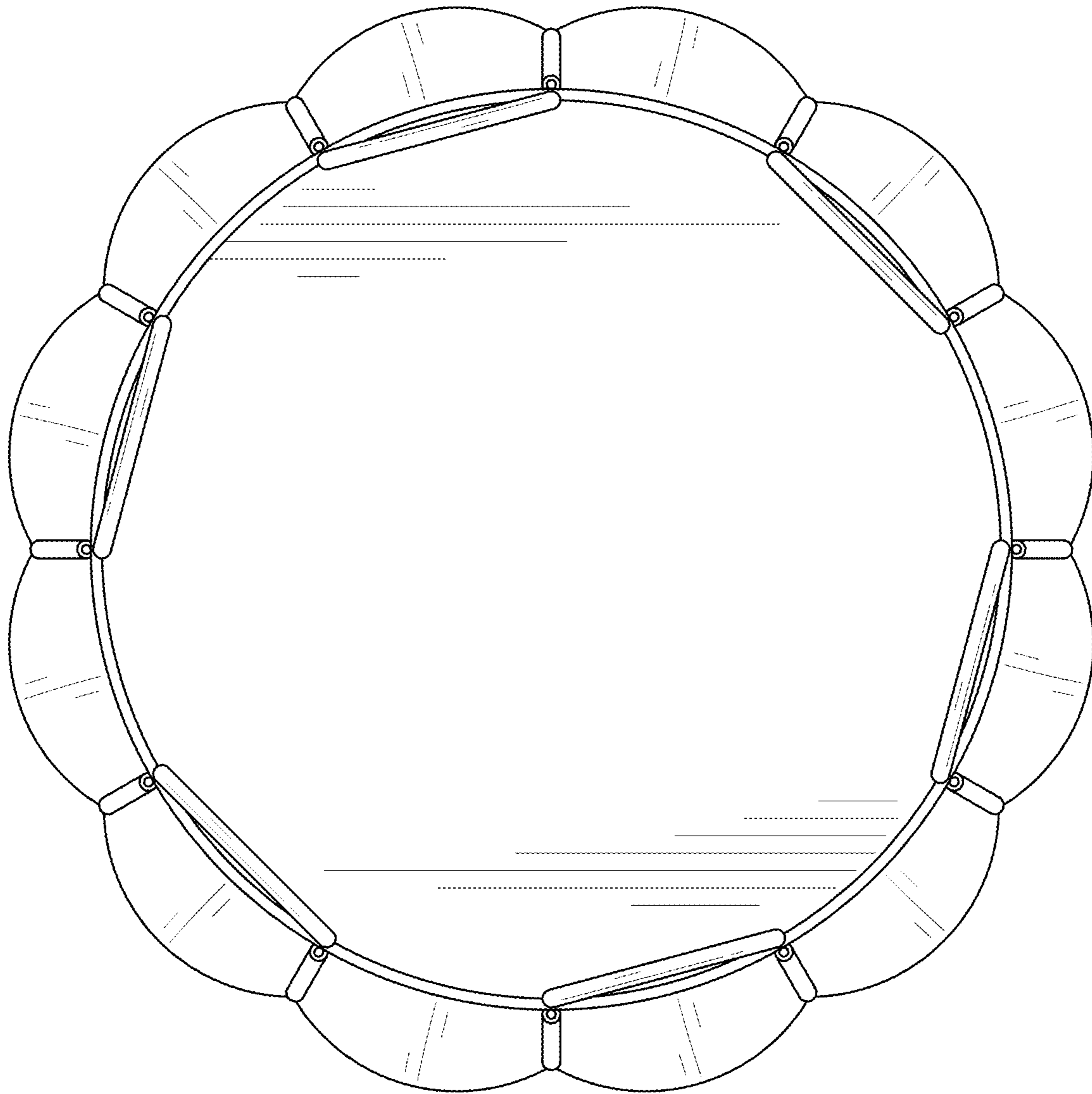


FIG. 7