



US00D946098S

(12) **United States Design Patent**  
**Trombley**

(10) **Patent No.:** **US D946,098 S**  
(45) **Date of Patent:** **\*\* Mar. 15, 2022**

- (54) **HOCKEY PUCK**
- (71) Applicant: **James Michael Trombley**, Pleasanton, CA (US)
- (72) Inventor: **James Michael Trombley**, Pleasanton, CA (US)
- (\*\*) Term: **15 Years**
- (21) Appl. No.: **29/728,928**
- (22) Filed: **Mar. 23, 2020**
- (51) **LOC (13) Cl.** ..... **21-02**
- (52) **U.S. Cl.**  
USPC ..... **D21/710**
- (58) **Field of Classification Search**  
USPC ..... D21/387, 390, 398, 404, 441, 443, 444, D21/473, 707, 710, 714; D30/160; D11/133, 157; D1/106; D24/102; D28/8.2; D19/97, 187; D7/675, 901; D32/43; 446/46-48, 72, 129, 139, 153, 446/226, 268, 489; 273/126 A, 126 R, 273/288; 473/569, 570, 571, 587, 588, 473/589  
CPC ..... A63B 67/007; A63B 67/06; A63B 67/14; A63B 2067/142; A63B 2067/144; A63B 2067/146; A63B 43/00; A63B 43/002; A63B 43/02; A63B 43/04; A63B 65/00; A63B 65/10; A63F 7/0088; A63F 7/0632; A63F 7/0636; A63F 7/0668; A63F 7/068; A63F 2007/40; A63F 2007/4068; A63F 2007/4075; A63F 2007/0692; A63F 2007/07; A63H 33/00; A63H 33/18  
See application file for complete search history.

- 3,117,788 A \* 1/1964 Bnonanno ..... A63B 67/14 473/588
- 3,554,549 A \* 1/1971 Grabowski ..... A63F 7/0604 273/108.1
- 3,959,915 A \* 6/1976 Kettlestrings ..... A63H 27/14 446/46
- 4,555,114 A \* 11/1985 Dozier ..... A63F 7/40 273/126 R
- D356,642 S \* 3/1995 Abrams ..... D1/128
- D372,837 S \* 8/1996 Ballin ..... D7/509
- D382,380 S \* 8/1997 Prabel ..... D30/160
- D385,214 S \* 10/1997 Cappoza ..... D11/157
- D443,804 S \* 6/2001 Wysopal ..... D3/211
- D465,660 S \* 11/2002 Doeing ..... D19/90
- D483,778 S \* 12/2003 Yuan ..... D16/133
- D488,948 S \* 4/2004 Long ..... D21/398

(Continued)

**FOREIGN PATENT DOCUMENTS**

- CA 2823395 A1 \* 2/2014 ..... A01K 15/025
- CA 3016076 A1 \* 3/2019 ..... A63B 67/14
- GB 511218 A \* 8/1939 ..... A63F 7/0668

*Primary Examiner* — Catherine A Tuttle  
(74) *Attorney, Agent, or Firm* — Dunlap Benett & Ludwig, PLLC; Brendan E. Squire

(57) **CLAIM**

The ornamental design for a hockey puck, as shown and described.

**DESCRIPTION**

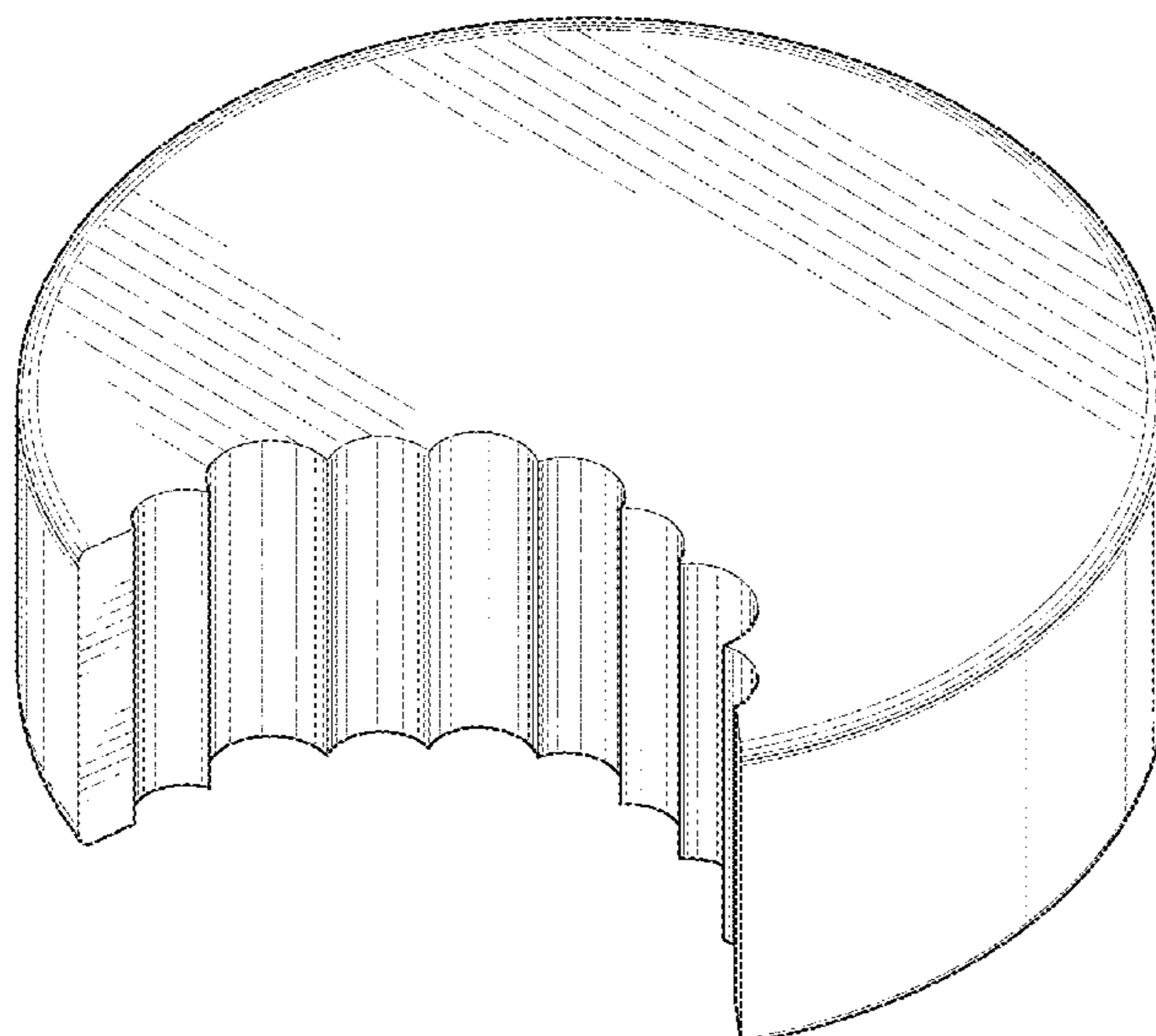
FIG. 1 is a perspective view of a hockey puck showing my new design;  
FIG. 2 is a top plan view thereof;  
FIG. 3 is a bottom plan view thereof;  
FIG. 4 is a front elevation view thereof;  
FIG. 5 is a rear elevation view thereof;  
FIG. 6 is a right side elevation view thereof; and,  
FIG. 7 is a left side elevation view thereof.

**1 Claim, 4 Drawing Sheets**

(56) **References Cited**

**U.S. PATENT DOCUMENTS**

- 2,226,516 A \* 12/1940 Ross ..... A63B 67/14 473/588
- 3,091,459 A \* 5/1963 Lindman ..... A63F 7/068 273/108.4



(56)

**References Cited**

U.S. PATENT DOCUMENTS

D495,101 S \* 8/2004 Oblack ..... D21/624  
D512,064 S \* 11/2005 Li ..... D14/403  
7,121,547 B1 \* 10/2006 Stevens ..... A63F 7/0023  
273/126 R  
D544,051 S \* 6/2007 Takahira ..... D21/707  
D550,780 S \* 9/2007 Bruce ..... D21/443  
8,033,547 B1 \* 10/2011 Bryce ..... A63F 9/0415  
273/146  
D691,201 S \* 10/2013 Roth ..... D19/96  
8,672,328 B2 \* 3/2014 Bazarko ..... A63F 9/20  
273/294  
2018/0065012 A1 \* 3/2018 Mason ..... A63B 24/0021

\* cited by examiner

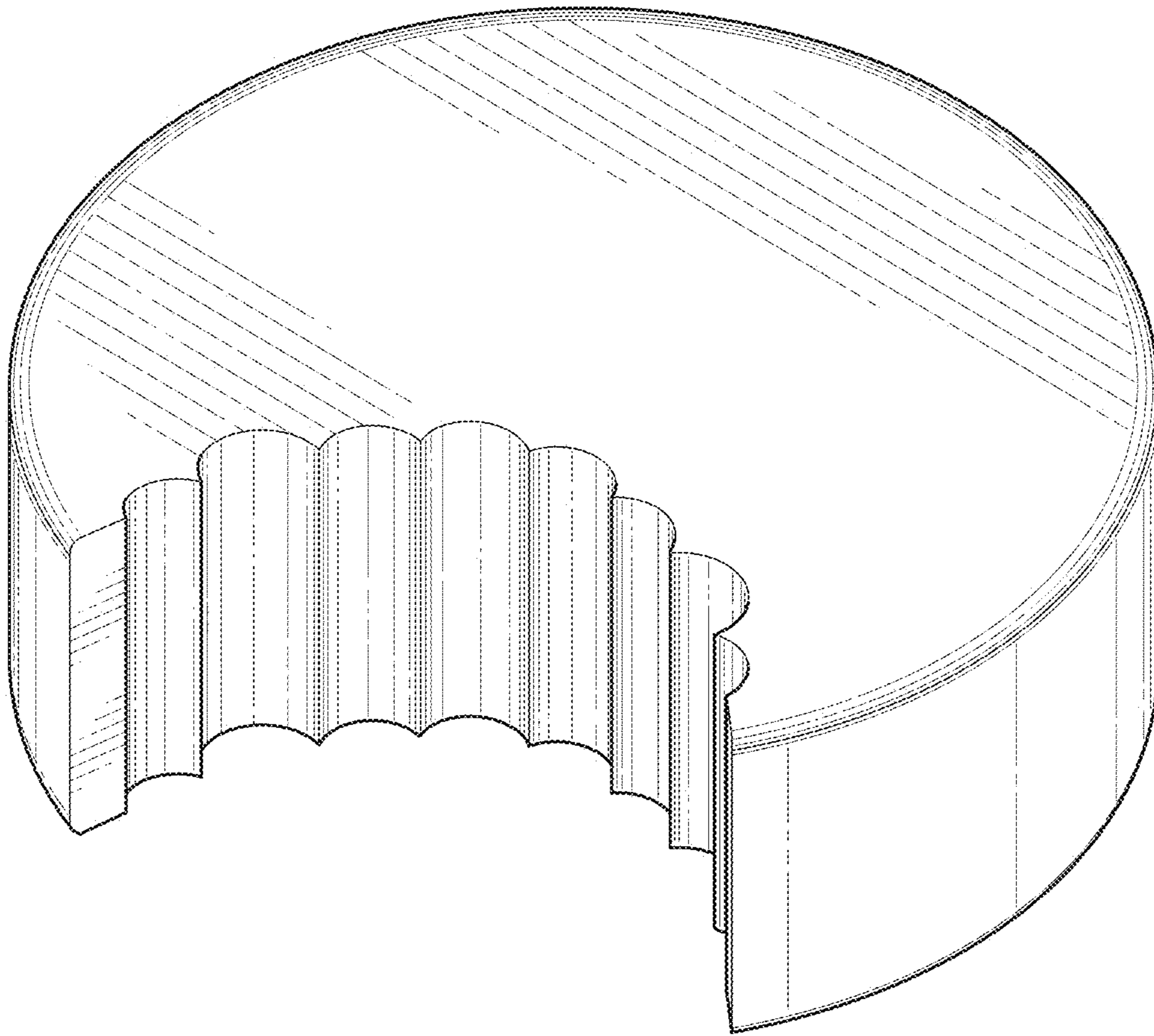
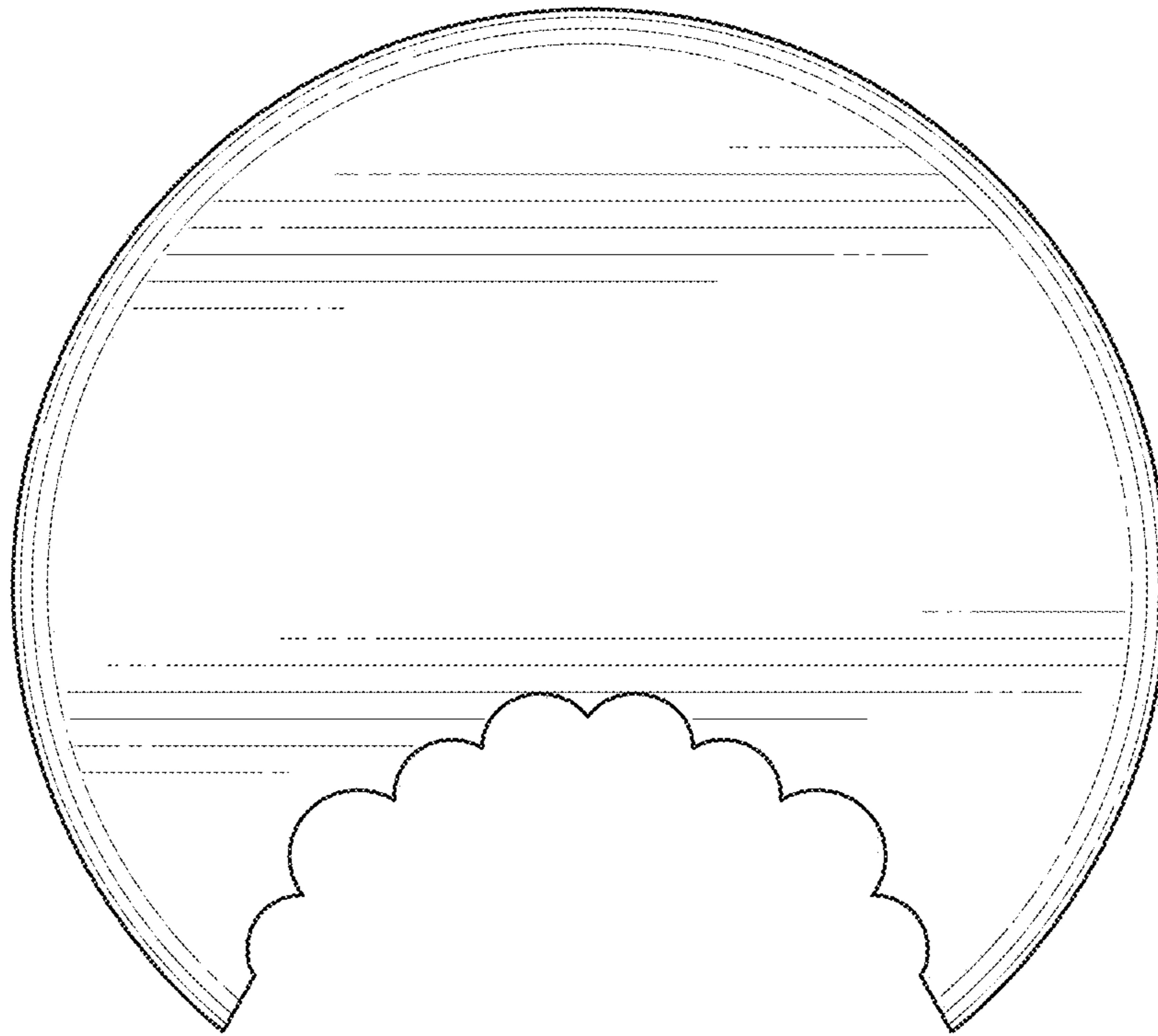
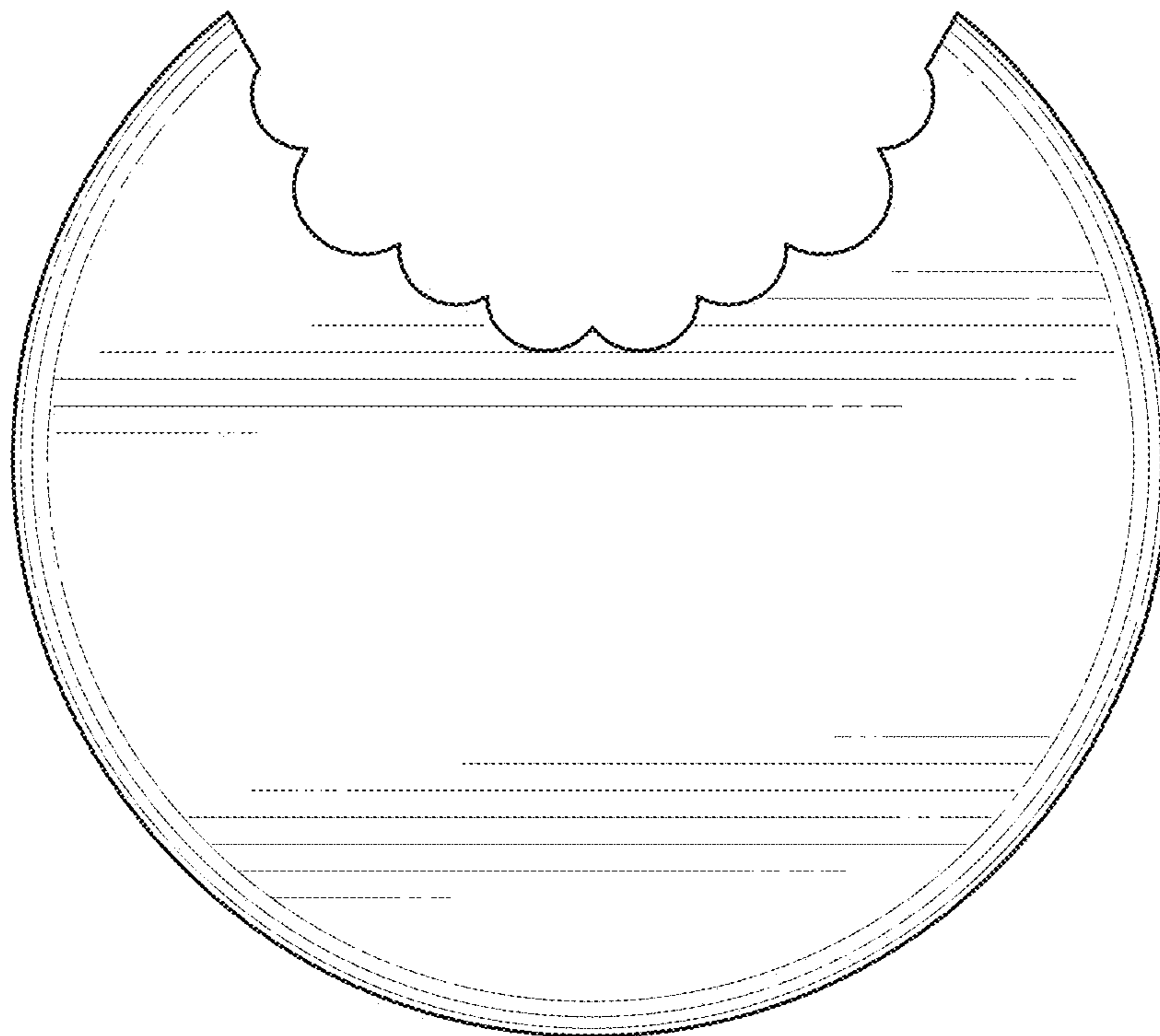


FIG. 1




**FIG. 2**




**FIG. 3**







**FIG. 4**



**FIG. 5**



**FIG. 6**



**FIG. 7**