



US00D946086S

(12) **United States Design Patent**
Rice

(10) **Patent No.:** **US D946,086 S**
(45) **Date of Patent:** **** Mar. 15, 2022**

(54) **GAME BOARD**
(71) Applicant: **John A. Rice**, Wassaic, NY (US)
(72) Inventor: **John A. Rice**, Wassaic, NY (US)
(**) Term: **15 Years**
(21) Appl. No.: **29/675,046**
(22) Filed: **Dec. 28, 2018**
(51) **LOC (13) Cl.** **21-01**
(52) **U.S. Cl.**
USPC **D21/337**
(58) **Field of Classification Search**
USPC D21/334, 336, 337, 338, 341, 349, 386,
D21/388, 389, 342, 346, 392; 273/236,
273/241, 242, 260, 287, 288, 290, 148 R,
273/309, 282.1, 283, 271, 272, 275, 264,
273/276, 261, 281, 282.2, 282.3, 239,
273/294, 285, 153 R, 157 R, 357;
D19/64; 434/188, 190, 191, 205
CPC A63F 3/00173; A63F 3/00261; A63F
3/00542; A63F 3/00697; A63F 3/02;
A63F 2003/0022; A63F 2003/00223;
A63F 2003/0023; A63F 2003/00406;
A63F 2003/0041; A63F 2003/00457;
A63F 2003/00533; A63F 2003/00536;
A63F 2003/00539; A63F 2003/00558;
A63F 2003/00599; A63F 2003/007; A63F
2003/00842; A63F 2003/00845; G09B
19/02
See application file for complete search history.

(56) **References Cited**
U.S. PATENT DOCUMENTS
D31,418 S * 8/1899 Wilson D21/337
2,418,287 A * 4/1947 Bennett A63F 9/0001
273/282.1
D149,923 S * 6/1948 Almy D21/337

2,757,934 A * 8/1956 Dunbar A63F 3/0423
273/272
2,991,564 A * 7/1961 Coleman G09B 19/02
434/205
3,082,004 A * 3/1963 Friedman A63F 3/00075
273/239
3,376,042 A * 4/1968 Dunlap A63F 3/00697
273/282.1
3,427,028 A * 2/1969 Abrahamsen A63F 3/0423
273/272
3,506,267 A * 4/1970 Taillie A63F 3/00
273/275
D219,038 S * 10/1970 Herring D21/337
D222,485 S * 10/1971 Grant D21/337
3,623,729 A * 11/1971 Wetherell A63F 3/00214
273/241
D223,937 S * 6/1972 Bissell D21/337

(Continued)

Primary Examiner — Susan Moon Lee
(74) *Attorney, Agent, or Firm* — Law Offices of Michael
L. Wise, LLC


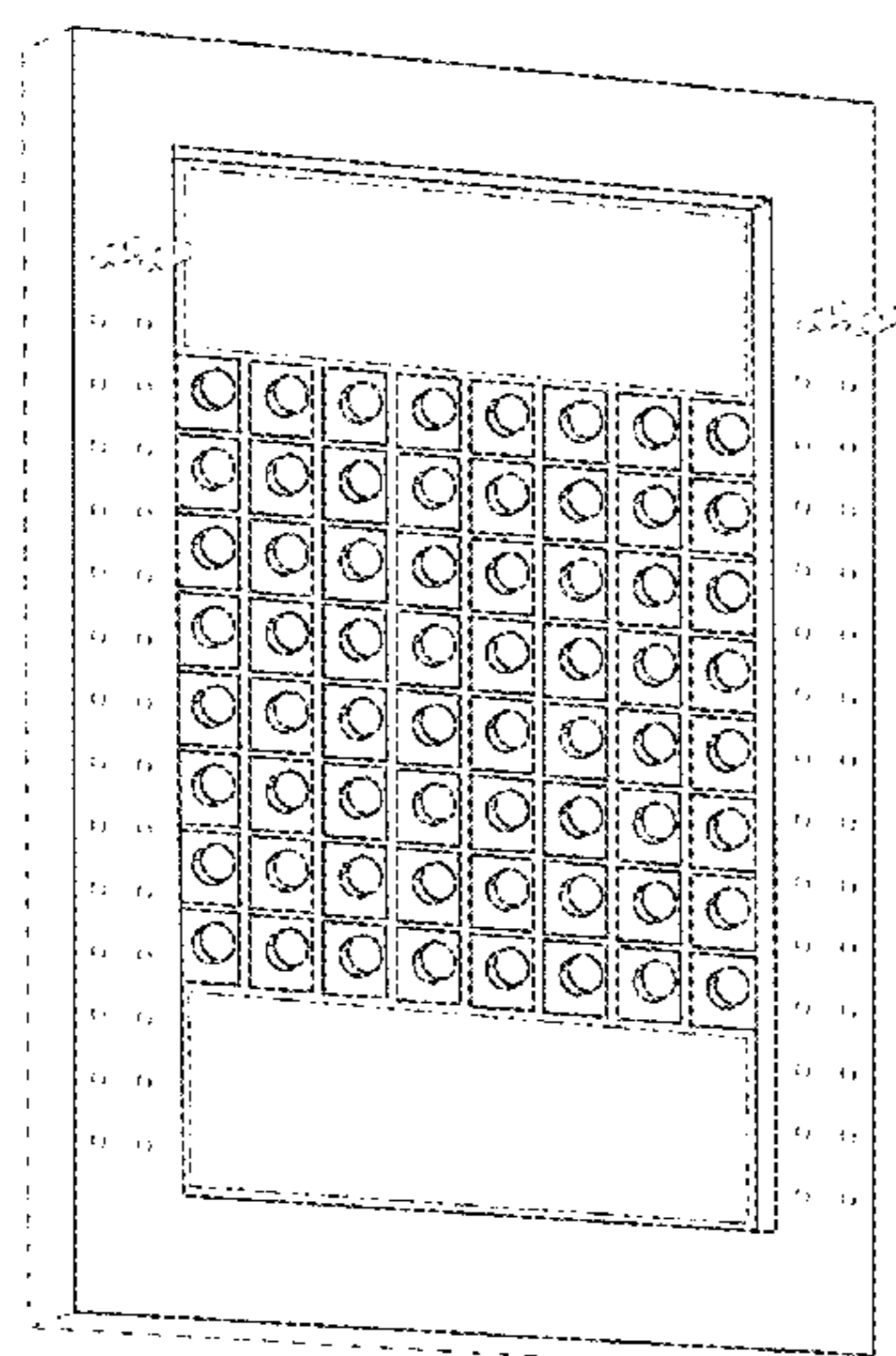
(57) **CLAIM**

The ornamental design for a game board, as shown and
described.

DESCRIPTION

FIG. 1 is a front perspective view of a game board showing
my new design;
FIG. 2 is a front side view thereof;
FIG. 3 is a rear side view thereof;
FIG. 4 is a left side view thereof;
FIG. 5 is a right side view thereof;
FIG. 6 is a top side view thereof;
FIG. 7 is a bottom side view thereof; and,
FIG. 8 is a perspective view thereof while the game board
is being used.
The dash-dot-dot-dash lines in the drawings define the
bounds of the claimed design while all other broken lines in
the drawings are directed to environment and form no part
of the claimed design.

1 Claim, 6 Drawing Sheets



(56)

References Cited

U.S. PATENT DOCUMENTS

3,674,272 A * 7/1972 Wszalek A63F 3/00094
 273/239
 3,781,014 A * 12/1973 Kolwicz A63F 3/02
 273/260
 3,799,548 A * 3/1974 Lemkin A63F 3/00694
 273/239
 D233,053 S * 10/1974 Kolwicz D21/337
 D236,640 S * 9/1975 Kolwicz D21/337
 3,904,206 A * 9/1975 Kolwicz A63F 3/02
 273/260
 4,134,592 A * 1/1979 Pullman A63F 3/00261
 116/222
 D283,012 S * 3/1986 Jankens D32/55
 4,674,433 A * 6/1987 Inada G09B 19/02
 116/200
 D296,797 S * 7/1988 Andrews D21/335
 4,790,757 A * 12/1988 Takahashi G09B 19/02
 434/209

D363,091 S * 10/1995 Dobis D21/336
 5,673,803 A * 10/1997 Burbach A47F 5/0823
 211/87.01
 5,971,269 A * 10/1999 Baguley G09B 23/02
 235/136
 7,104,799 B1 * 9/2006 Sansing G09B 19/02
 434/188
 D544,548 S * 6/2007 Miller D21/337
 7,413,440 B1 * 8/2008 Kennon G09B 19/02
 434/191
 D585,499 S * 1/2009 Kramer D21/335
 D585,500 S * 1/2009 Kramer D21/335
 D676,089 S * 2/2013 Schrier D21/349
 D759,761 S * 6/2016 Connell D21/337
 D873,920 S * 1/2020 Slone D21/337
 D898,829 S * 10/2020 Kang D21/338
 2005/0104291 A1 * 5/2005 Levinson A63F 3/00097
 273/258

* cited by examiner

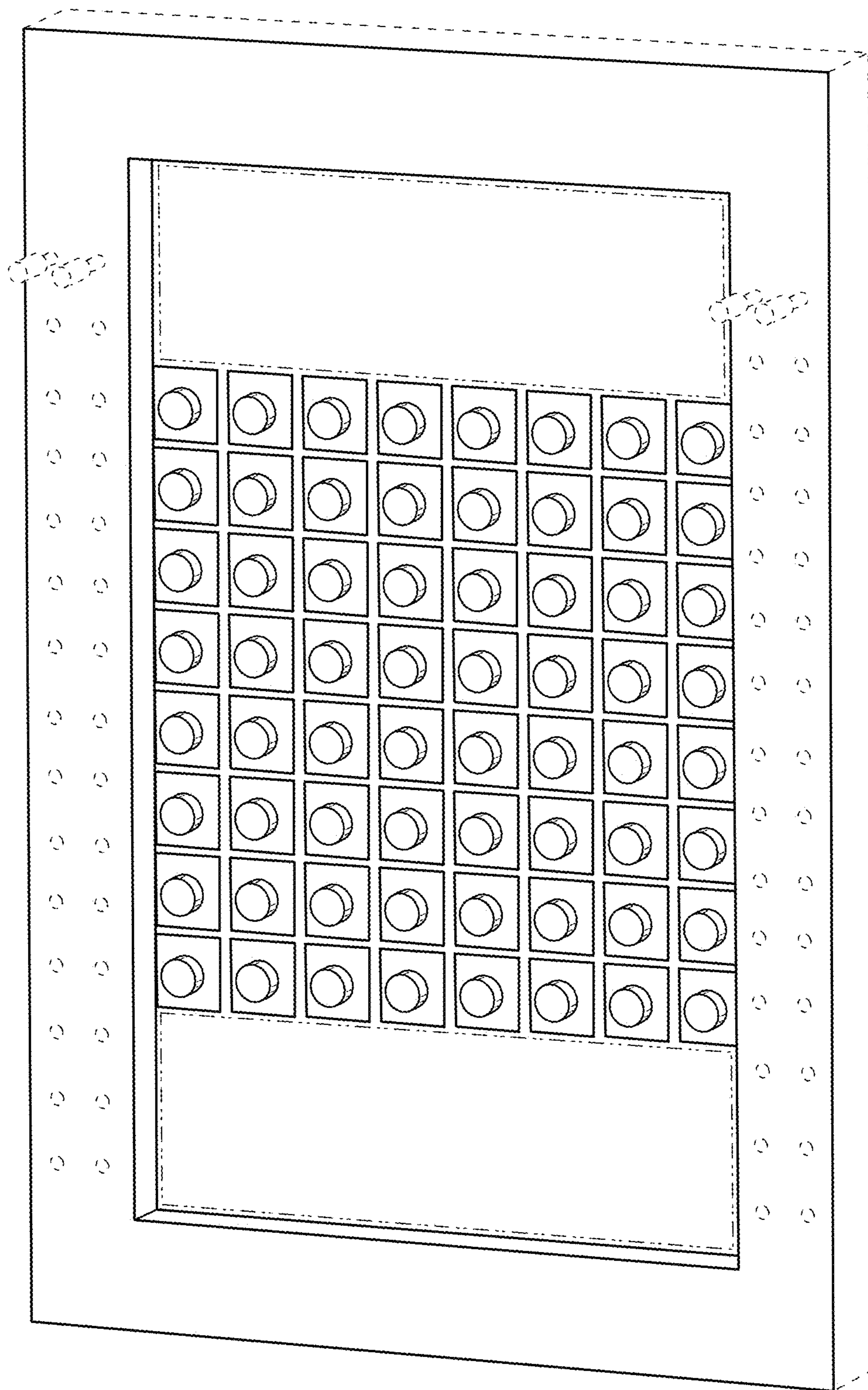


FIG. 1




FIG. 2




FIG. 3

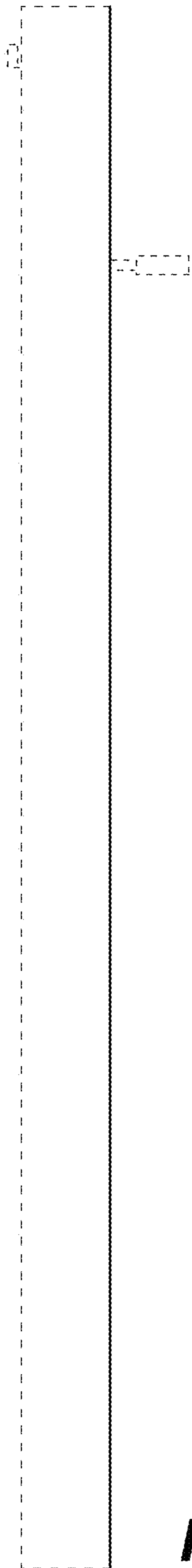


FIG. 4

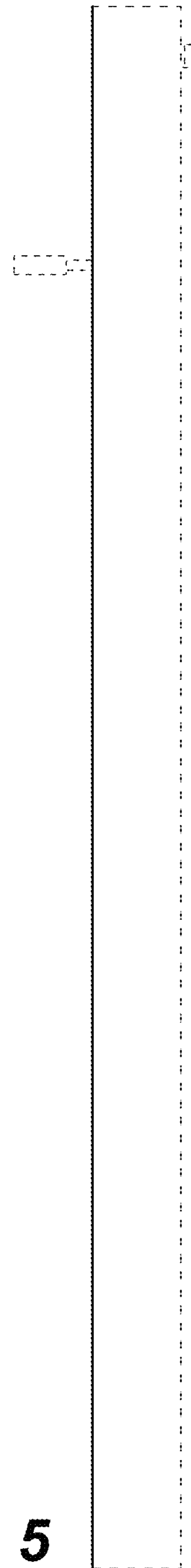


FIG. 5

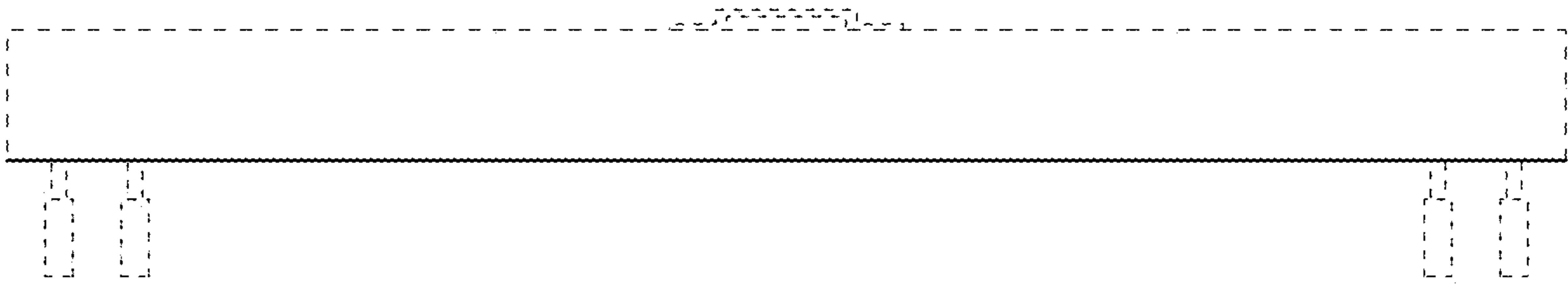


FIG. 6

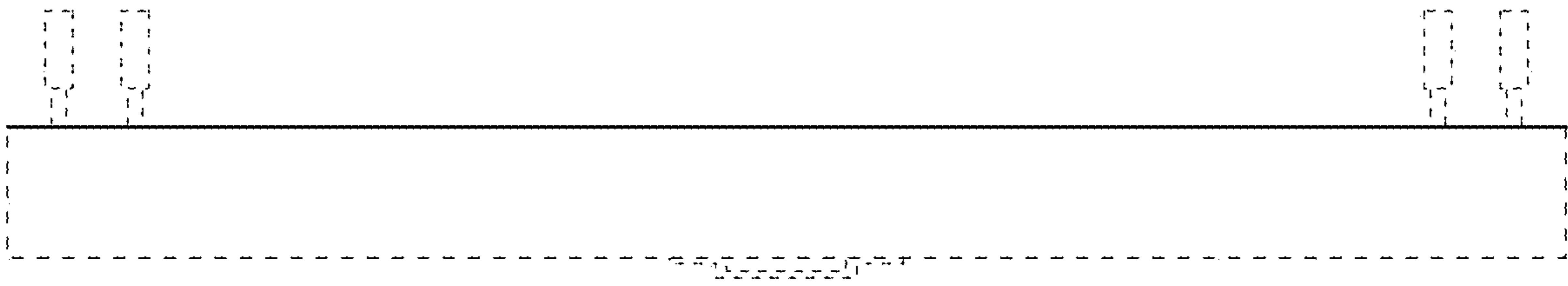


FIG. 7




FIG. 8

