



US00D946084S

(12) **United States Design Patent**
Wayt et al.

(10) **Patent No.:** **US D946,084 S**
(45) **Date of Patent:** **** Mar. 15, 2022**

- (54) **MARKER CARTRIDGE**
- (71) Applicants: **Devon Wayt**, Mission Viejo, CA (US);
Robert Christiansen, Laguna Hills, CA (US); **Wilson Mefford**, Somerville, MA (US)
- (72) Inventors: **Devon Wayt**, Mission Viejo, CA (US);
Robert Christiansen, Laguna Hills, CA (US); **Wilson Mefford**, Somerville, MA (US)
- (73) Assignee: **Common Understanding, Inc.**, Aliso Viejo, CA (US)

(**) Term: **15 Years**

(21) Appl. No.: **29/738,597**

(22) Filed: **Jun. 18, 2020**

(51) **LOC (13) Cl.** **19-06**

(52) **U.S. Cl.**
USPC **D19/185**

(58) **Field of Classification Search**
USPC D19/115-204, 901, 917; D14/411;
D8/107
CPC . B43K 5/005; B43K 7/12; B43K 8/04; B43K
8/06; B43K 19/14; B43K 21/006; B43K
21/06

See application file for complete search history.

(56) **References Cited**

U.S. PATENT DOCUMENTS

D18,410 S *	6/1888	Richards	D19/185
D92,581 S *	6/1934	Chesler	D27/152
D103,387 S *	3/1937	Chesler	D9/424
3,185,135 A	5/1965	Green et al.		
D206,917 S *	2/1967	Jensen	D19/168
3,446,563 A	5/1969	Burnham		
3,468,613 A	9/1969	Strickler		
3,589,824 A	6/1971	Andrews et al.		

4,317,639 A	3/1982	Kato		
4,643,605 A	2/1987	Iwasaki		
5,096,322 A	3/1992	Shiga et al.		
5,971,643 A	10/1999	Ahmed		
6,213,661 B1	4/2001	Coon		
6,409,407 B1 *	6/2002	Schweizer	B43K 19/00 362/118
7,015,901 B2	3/2006	Lapstun et al.		
7,018,122 B2	3/2006	Kwan et al.		
D652,081 S *	1/2012	Chu	D19/163
D654,537 S *	2/2012	Hung	D19/117

(Continued)

FOREIGN PATENT DOCUMENTS

GB	463622 A	4/1937
ID	70A002201001007	* 3/2010

(Continued)

OTHER PUBLICATIONS

International Search Report for PCT/US21/26198, Aug. 5, 2021, 3 pages.
Written Opinion for PCT/U21/26198, Aug. 5, 2021, 5 pages.

Primary Examiner — T Chase Nelson
Assistant Examiner — Laura H Yu
(74) *Attorney, Agent, or Firm* — Danielson Legal LLC

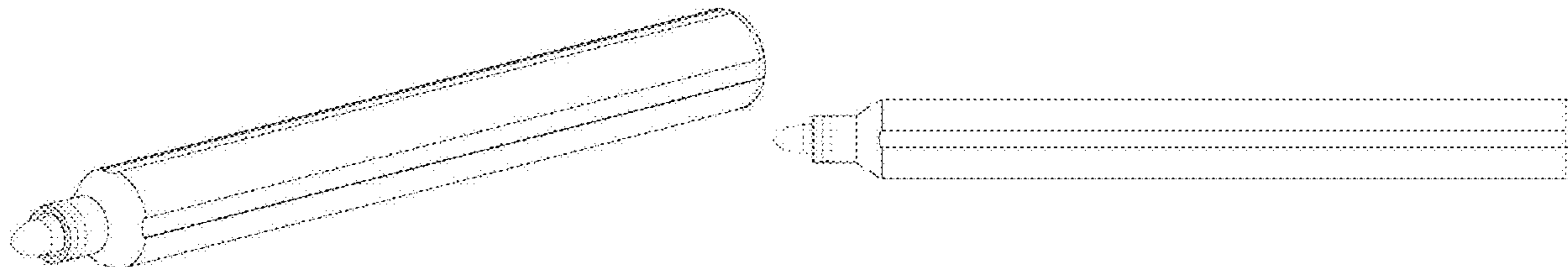
(57) **CLAIM**

We claim the ornamental design for a marker cartridge, as shown and described.

DESCRIPTION

FIG. 1 is a perspective view of a marker cartridge showing our new design;
FIG. 2 is a side view of the marker cartridge of FIG. 1;
FIG. 3 is a front view of the marker cartridge of FIG. 1; and,
FIG. 4 is a rear view of the marker cartridge of FIG. 1.
The broken lines represent portions of the marker cartridge that form no part of the claimed design.

1 Claim, 4 Drawing Sheets



(56)

References Cited

U.S. PATENT DOCUMENTS

8,297,868 B2 10/2012 Underwood et al.
8,807,860 B2 8/2014 Rolion
D912,142 S * 3/2021 Zhang D19/163
D916,704 S * 4/2021 Ding D14/411
2007/0041778 A1 2/2007 Hageman et al.
2016/0229218 A1 8/2016 Hoshino
2016/0288561 A1 10/2016 Hoshino
2018/0333979 A1 11/2018 Chen

FOREIGN PATENT DOCUMENTS

JP 5718122 A 10/2012
TR 634974-0001 * 7/2008

* cited by examiner

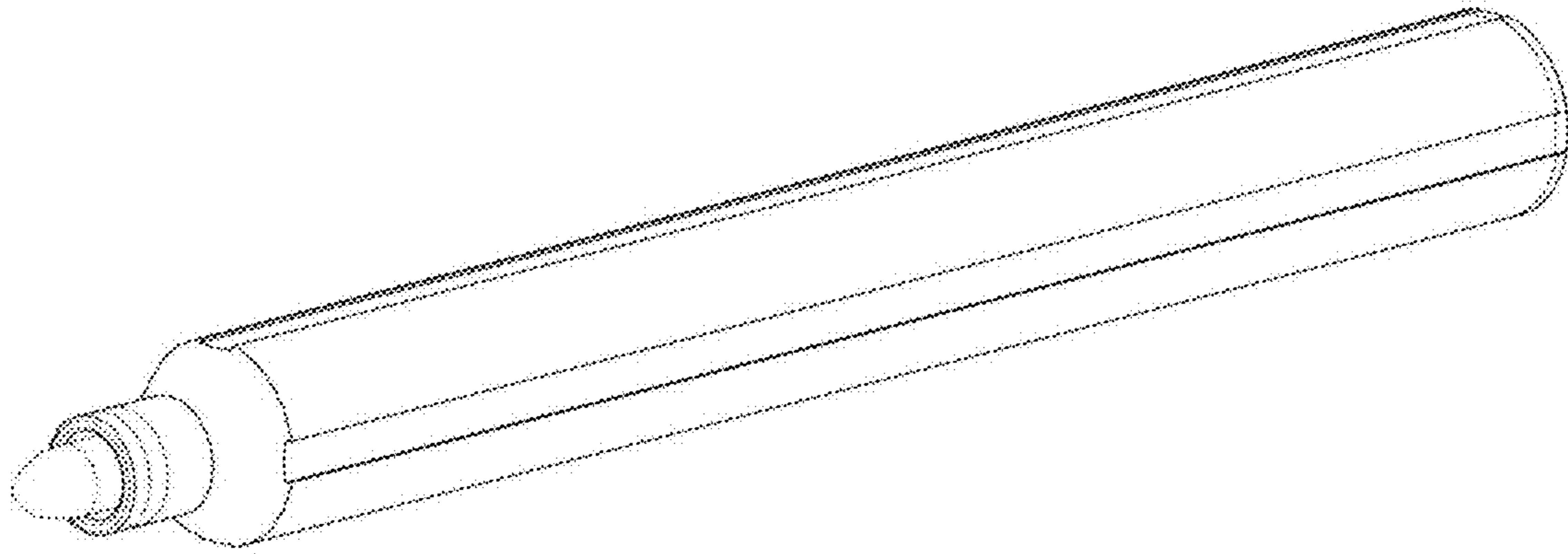


FIG. 1




FIG. 2

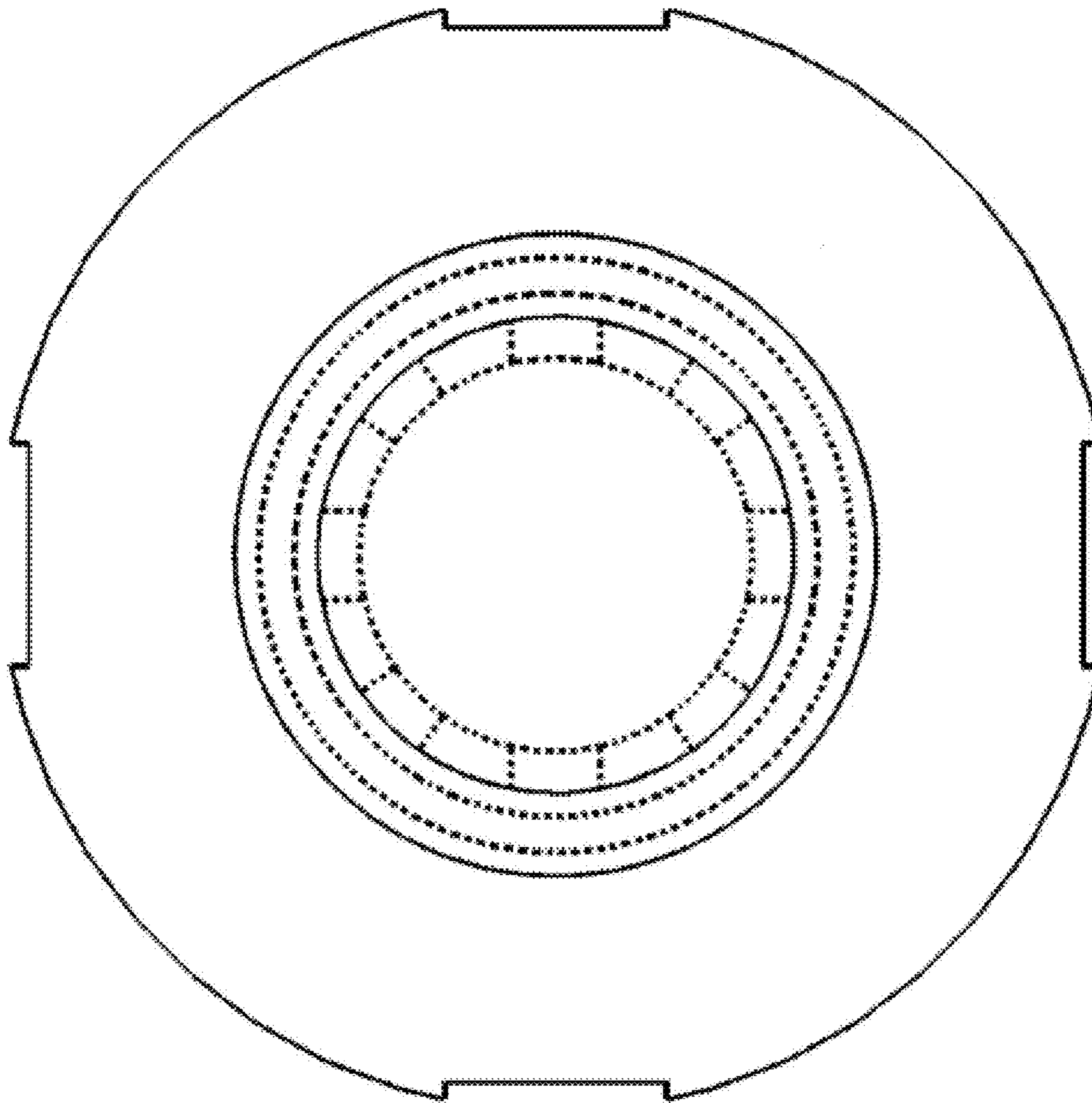


FIG. 3

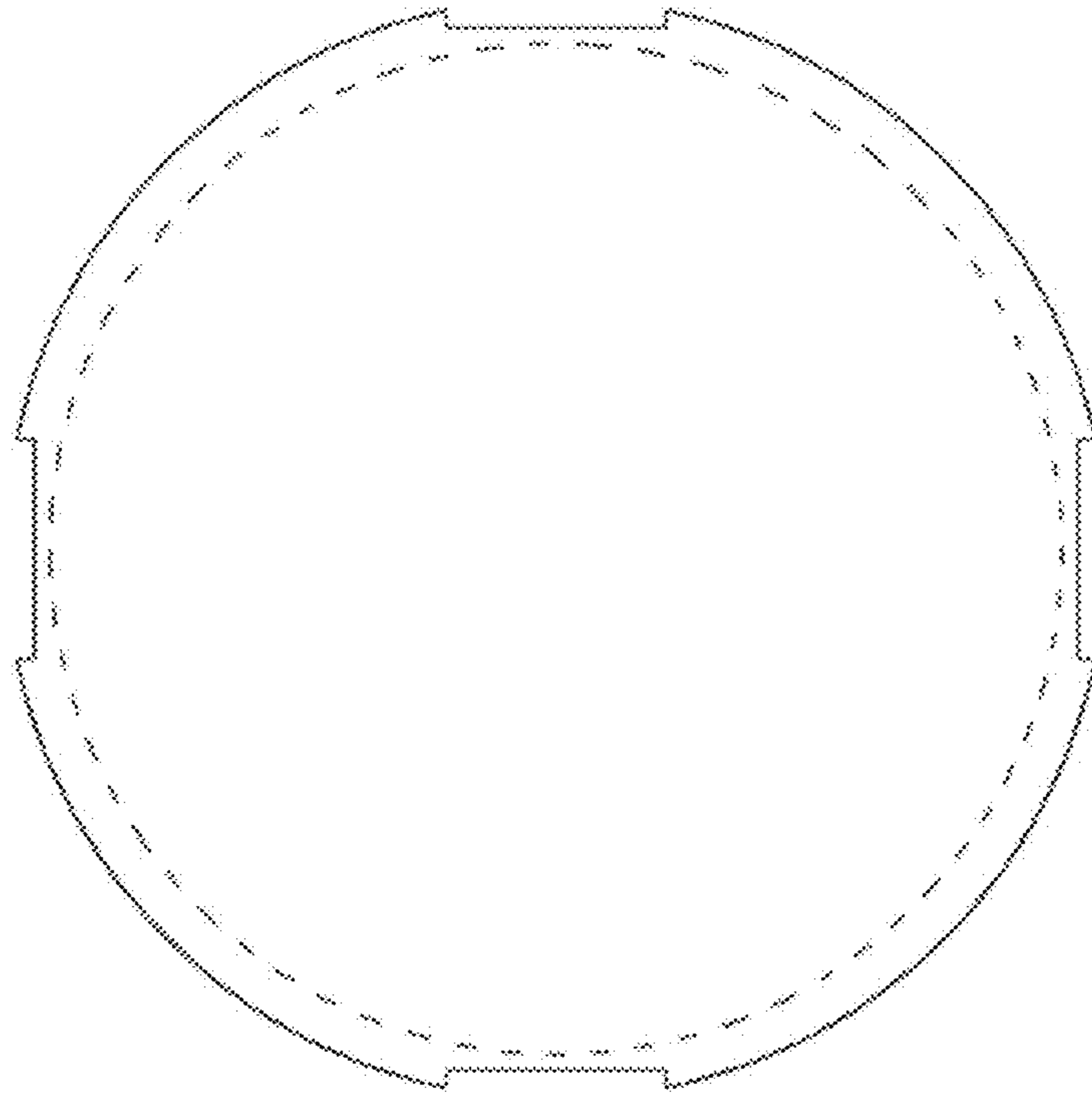


FIG. 4