



US00D946058S

(12) **United States Design Patent**  
**Gleeson**

(10) **Patent No.:** **US D946,058 S**

(45) **Date of Patent:** **\*\* Mar. 15, 2022**

(54) **TWISTED SHOVEL**

(71) Applicant: **MILSON FOUNDRY NZ LIMITED,**  
Palmerston North (NZ)

(72) Inventor: **Eugene Gleeson,** Feilding (NZ)

(73) Assignee: **MILSON FOUNDRY NZ LIMITED,**  
Palmerston North (NZ)

(\*\*) Term: **15 Years**

(21) Appl. No.: **29/724,464**

(22) Filed: **Feb. 14, 2020**

(30) **Foreign Application Priority Data**

Aug. 23, 2019 (NZ) ..... 426405

(51) **LOC (13) Cl.** ..... **15-03**

(52) **U.S. Cl.**  
USPC ..... **D15/29**

(58) **Field of Classification Search**

USPC ..... D15/11, 16, 17, 28, 29, 32; D8/10  
CPC ..... A01B 35/22; A01B 35/00; A01B 23/02;  
A01B 15/025; A01B 15/02  
See application file for complete search history.

(56) **References Cited**

**U.S. PATENT DOCUMENTS**

234,321 A \* 11/1880 Nellis ..... A01B 35/24  
172/708  
673,221 A \* 4/1901 Perry ..... A01B 35/26  
172/771  
681,547 A \* 8/1901 Hartig ..... A01B 35/26  
172/771  
1,168,469 A \* 1/1916 Benson ..... A01B 23/02  
172/703  
1,185,498 A \* 5/1916 Gooding ..... A01B 23/02  
172/707  
1,289,629 A \* 12/1918 Brennan ..... A01B 23/02  
172/703

1,599,799 A \* 9/1926 Stutz ..... A01B 35/26  
172/703  
1,805,481 A \* 5/1931 Dyrre ..... A01B 23/02  
172/703  
2,390,447 A \* 12/1945 Miller ..... A01B 35/26  
172/724  
2,528,270 A \* 10/1950 Fundingsland ..... A01B 39/19  
172/44  
2,855,836 A \* 10/1958 Sutherland ..... A01B 23/02  
172/705  
3,227,225 A \* 1/1966 Hunter ..... A01B 35/06  
172/456  
D207,590 S \* 5/1967 Orendorff ..... D15/29

(Continued)

**FOREIGN PATENT DOCUMENTS**

EP 3014965 B1 \* 6/2017 ..... A01B 23/02  
EP 2959758 B1 \* 3/2019 ..... A01B 35/225  
GB 1217924 A \* 1/1971 ..... A01B 15/025

*Primary Examiner* — Sandra Snapp

*Assistant Examiner* — Ieisha N Price

(74) *Attorney, Agent, or Firm* — Phillips Winchester

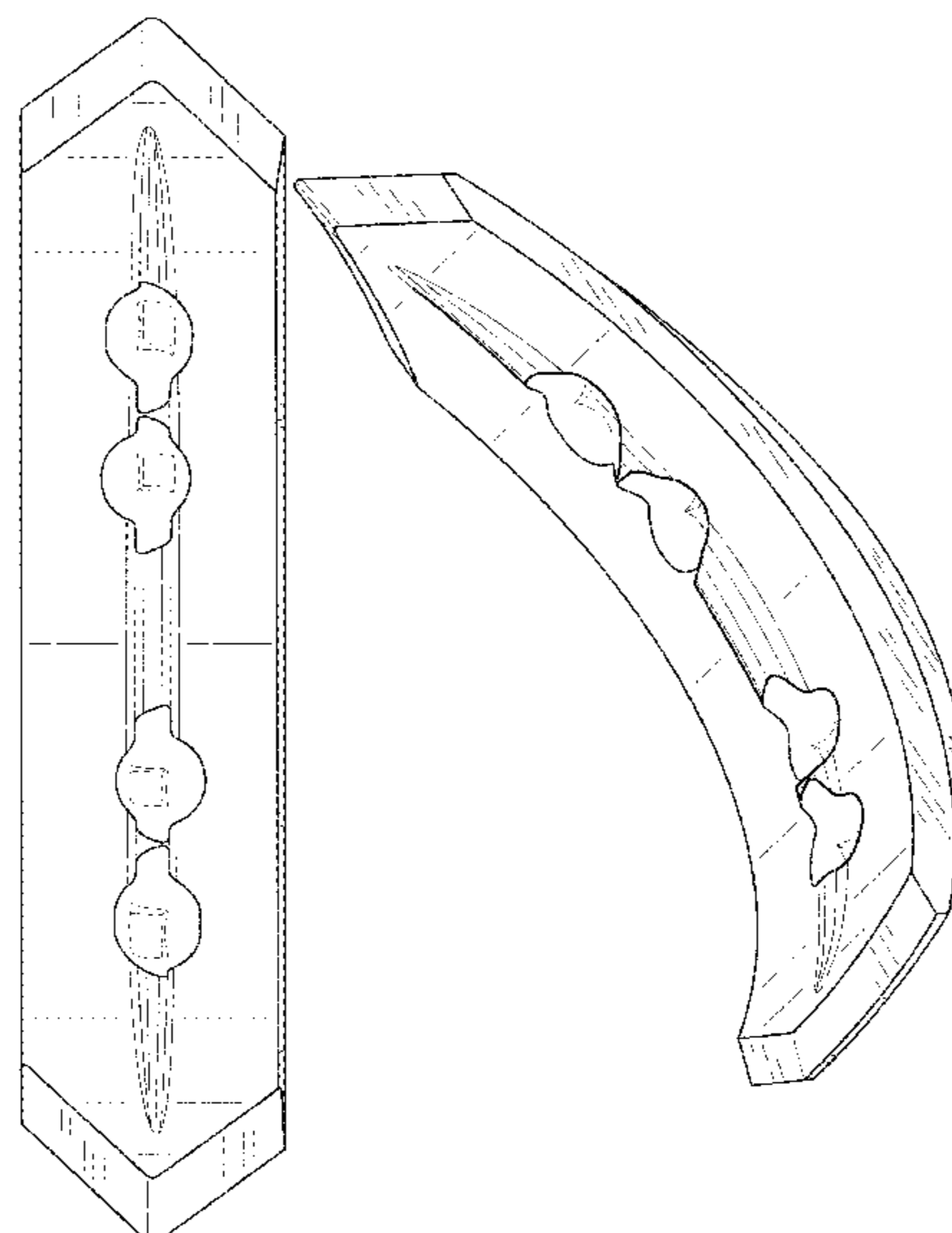
(57) **CLAIM**

The ornamental design for a twisted shovel, as shown and described.

**DESCRIPTION**

FIG. 1 is a front view of the twisted shovel;  
FIG. 2 is a rear view thereof;  
FIG. 3 is a left side view thereof, the right side view being a mirror image of;  
FIG. 4 is a top view thereof, the bottom view being a mirror image of;  
FIG. 5 is a front isometric view thereof; and,  
FIG. 6 is a rear isometric view of thereof.  
The broken lines in the drawings depict portions of the twisted shovel that form no part of the claimed design.

**1 Claim, 6 Drawing Sheets**



(56)

**References Cited**

U.S. PATENT DOCUMENTS

3,762,483 A \* 10/1973 Meiners ..... A01B 35/14  
172/700  
4,275,792 A \* 6/1981 Jensen ..... A01B 35/22  
172/703  
4,607,707 A \* 8/1986 Shellhouse ..... A01B 15/025  
172/764  
4,754,816 A \* 7/1988 Edmission ..... A01B 23/02  
172/747  
4,869,328 A \* 9/1989 Carroll ..... A01B 15/06  
172/719  
D509,228 S \* 9/2005 Chapman ..... D15/27  
9,192,095 B1 \* 11/2015 Bergmeier ..... A01C 21/00  
D810,150 S \* 2/2018 Ruffier ..... D15/29  
2010/0170687 A1 \* 7/2010 Arnabat Castellvi .. A01B 15/04  
172/681  
2017/0223887 A1 \* 8/2017 Scherf ..... A01B 15/04  
2017/0367248 A1 \* 12/2017 Essig ..... A01B 15/02  
2018/0317370 A1 \* 11/2018 Kovach ..... A01B 15/20  
2019/0045698 A1 \* 2/2019 Weast ..... A01B 15/02

\* cited by examiner

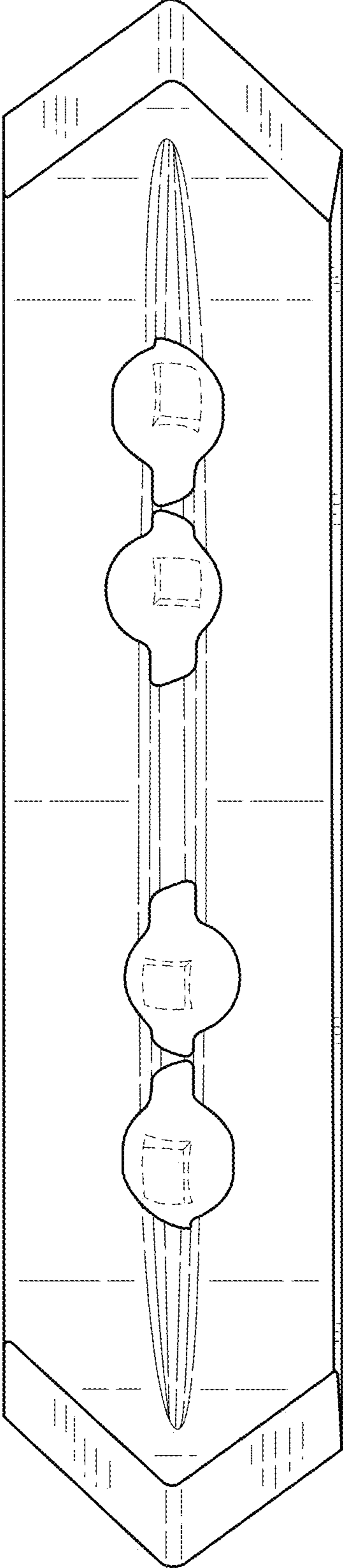


FIG.1

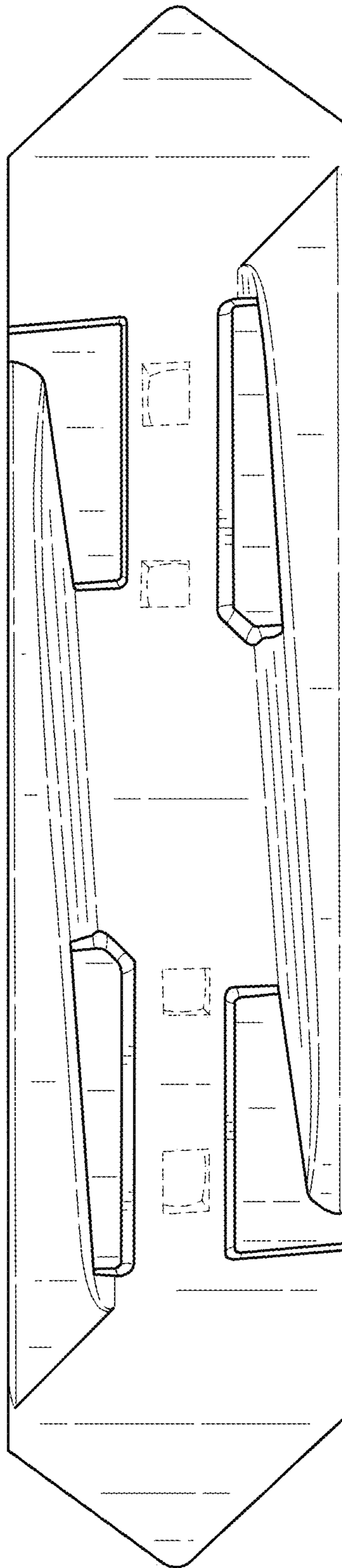


FIG.2

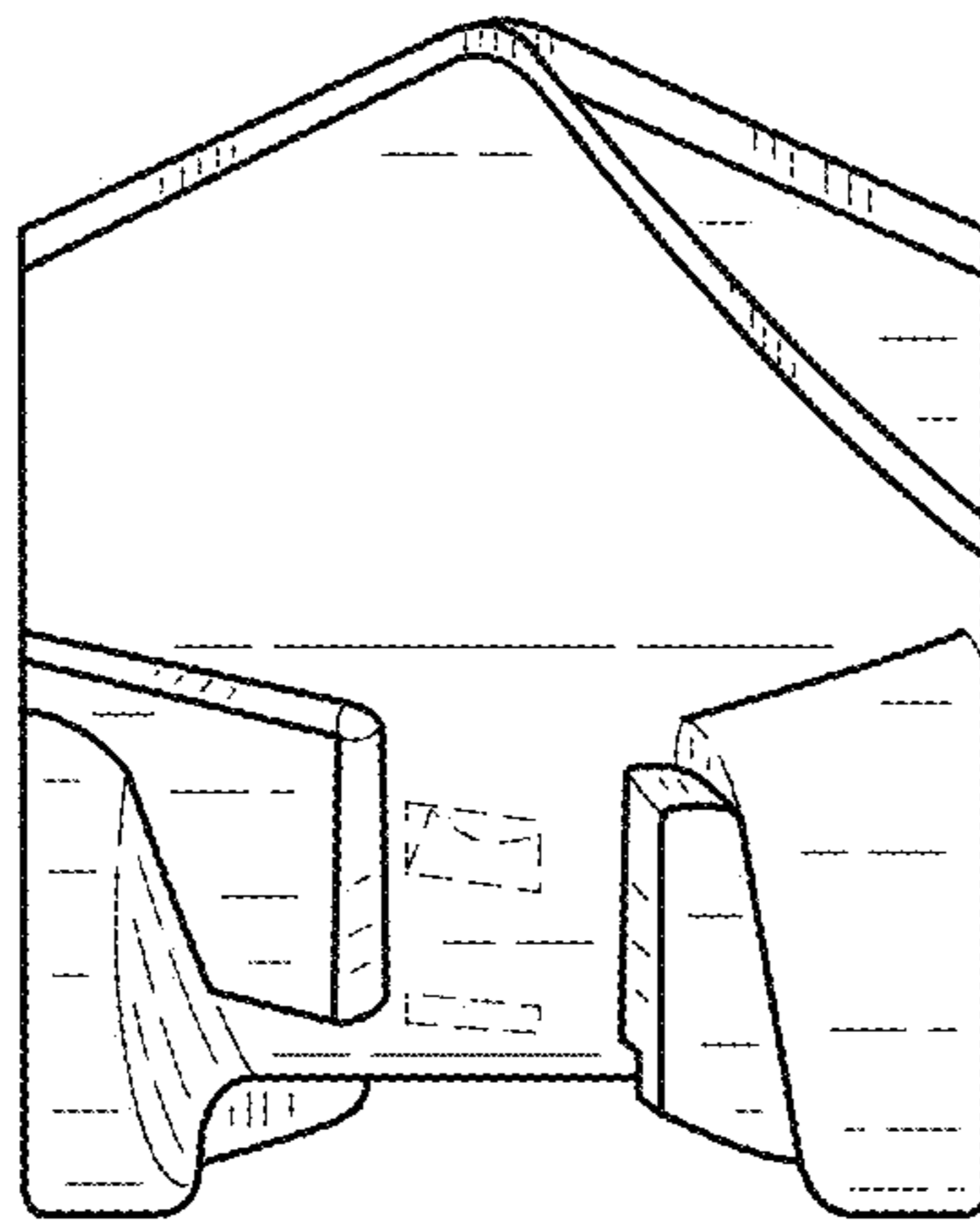


FIG.3

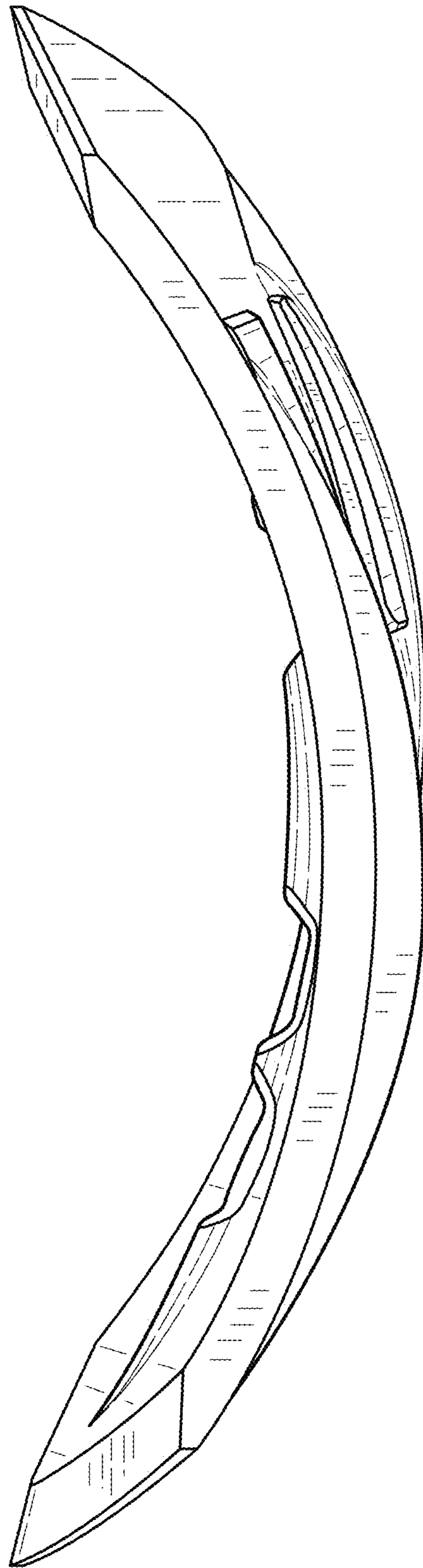


FIG.4



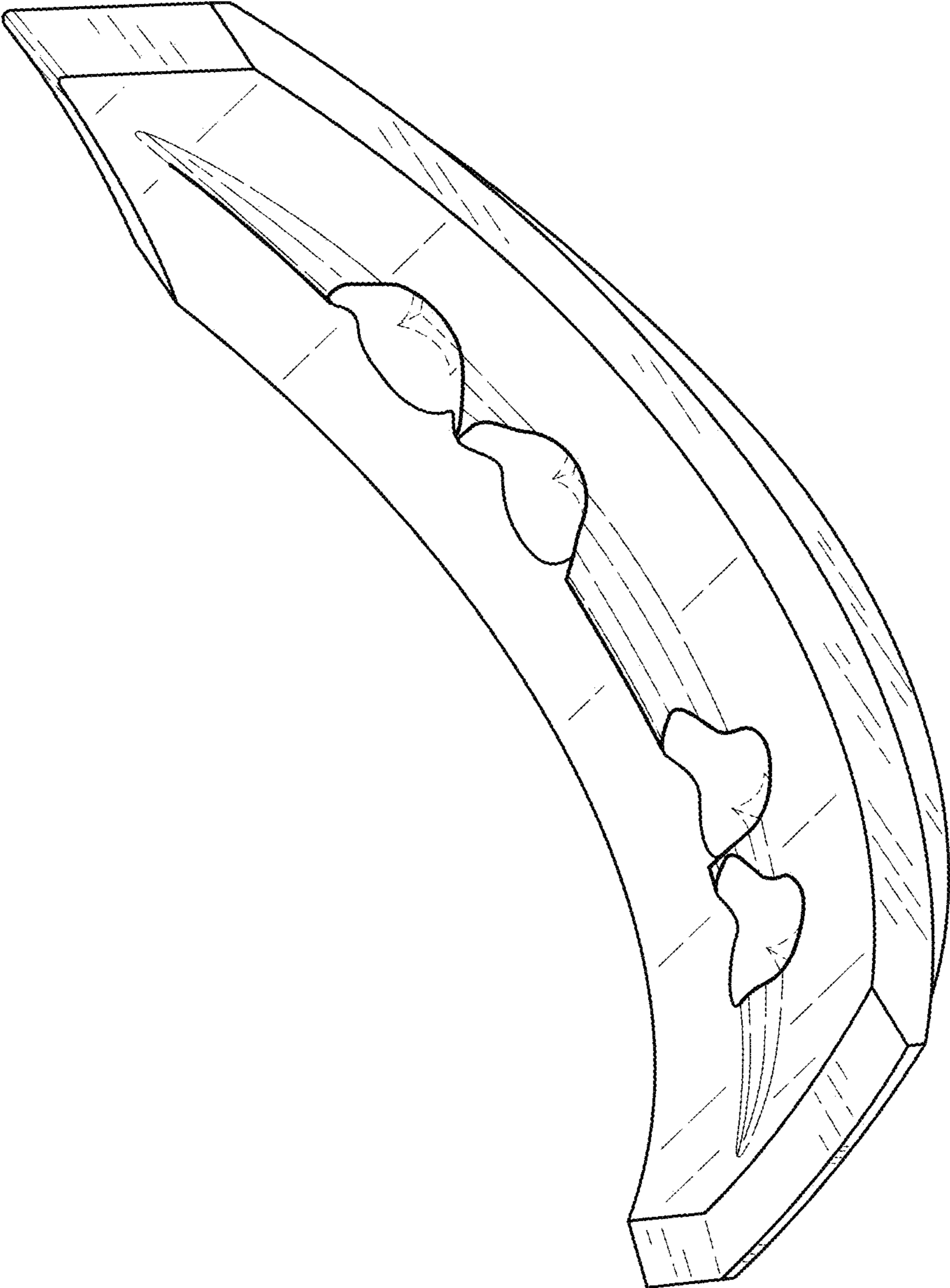


FIG.5

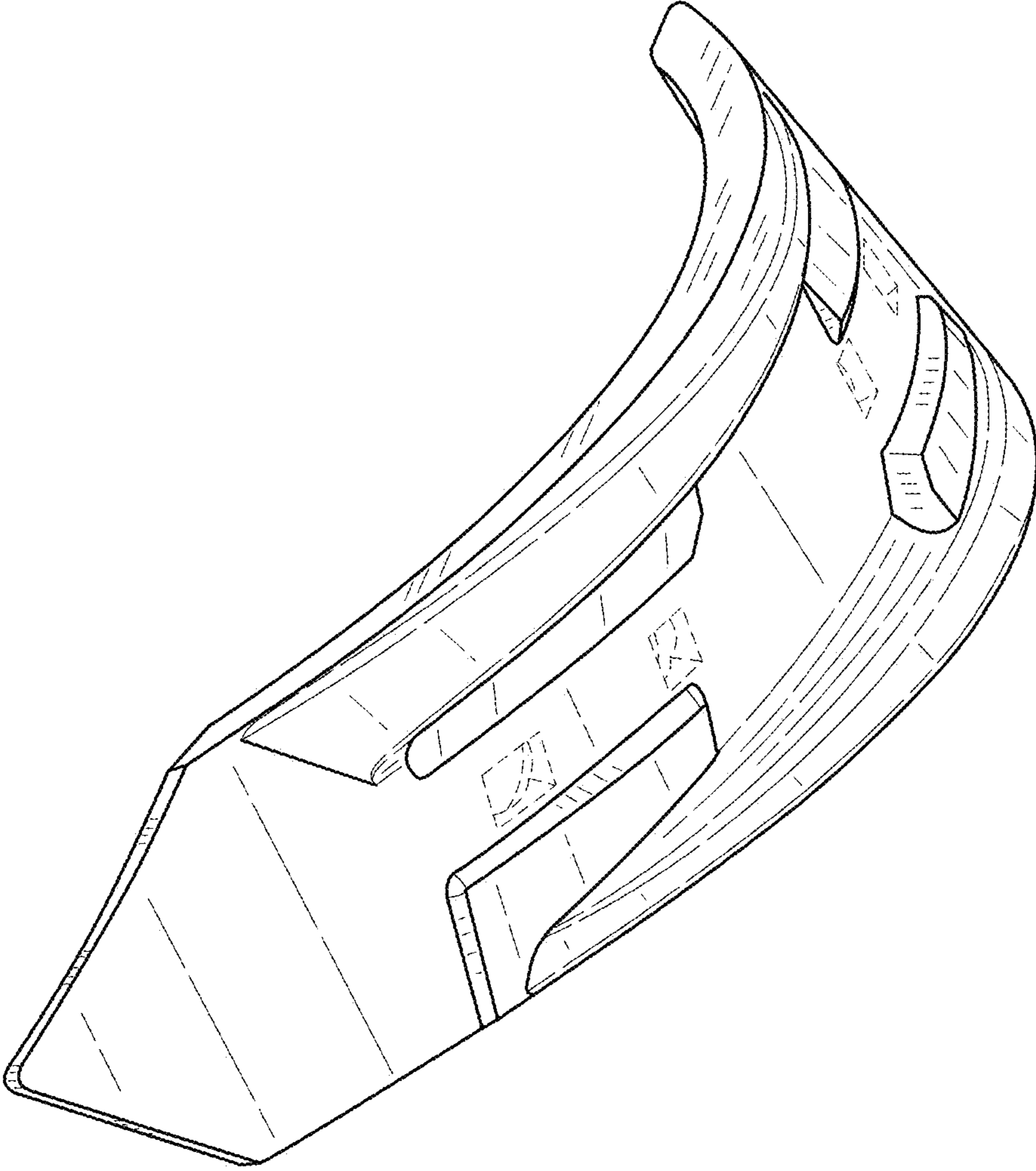


FIG.6