

US00D946054S

(12) **United States Design Patent**
Granatelli

(10) **Patent No.:** **US D946,054 S**

(45) **Date of Patent:** **** Mar. 15, 2022**

(54) **DECORATIVE COVER FOR AN ENGINE AIR FILTER**

(71) Applicant: **Joe R. Granatelli**, Oxnard, CA (US)

(72) Inventor: **Joe R. Granatelli**, Oxnard, CA (US)

(**) Term: **15 Years**

(21) Appl. No.: **29/794,080**

(22) Filed: **Jun. 10, 2021**

(51) **LOC (13) Cl.** **15-01**

(52) **U.S. Cl.**
USPC **D15/5**

(58) **Field of Classification Search**
USPC D15/1, 2, 3, 4, 5, 6; D23/365
CPC B01D 46/0005; B01D 46/0098; B01D
46/0004; B01D 46/0002
See application file for complete search history.

(56) **References Cited**

U.S. PATENT DOCUMENTS

3,413,782	A *	12/1968	Bartlett	F02M 35/024 55/485
D213,403	S	2/1969	Kraus		
D215,053	S	8/1969	Haskin et al.		
4,646,558	A *	3/1987	Gualtieri	B01D 46/0005 55/418
D293,796	S	1/1988	Nagy		
D295,444	S	4/1988	Sundqvist		
D305,149	S	12/1989	Stahel		
4,997,466	A *	3/1991	Hood	B01D 46/0005 55/507
D401,597	S	11/1998	Shelton et al.		
D401,942	S	12/1998	Shelton et al.		
D403,414	S *	12/1998	Shelton	D23/365
D414,191	S	9/1999	Kim		
D420,944	S	2/2000	Hoagland, IV		
D438,214	S *	2/2001	Gieseke	D15/5
RE37,150	E *	5/2001	Anonychuk	B01D 46/0005 454/158

6,355,077	B1 *	3/2002	Chittenden	B01D 46/2414 55/385.3
D478,697	S	8/2003	Song		
6,884,274	B2 *	4/2005	Niakan	B01D 39/083 123/198 E
D530,807	S *	10/2006	Miyagishima	D23/365
D538,299	S	3/2007	Morse		
D556,095	S	11/2007	Thibodeau		
7,691,162	B2	4/2010	McCahill et al.		
D652,497	S	1/2012	Troxell et al.		
D704,225	S *	5/2014	Lee	D15/5
D706,687	S	6/2014	Nash et al.		
D706,831	S *	6/2014	Schultz	D15/5

(Continued)

Primary Examiner — Ania Aman

(74) *Attorney, Agent, or Firm* — Cislo & Thomas, LLP


(57) **CLAIM**

The ornamental design for a decorative cover for an engine air filter, as shown and described.

DESCRIPTION

FIG. 1 is a perspective view of an embodiment of my decorative cover for an engine air filter;
 FIG. 2 is a first side elevation view thereof;
 FIG. 3 is a second side elevation view opposite the first side elevation view;
 FIG. 4 is a top plan view thereof;
 FIG. 5 is a bottom plan view thereof;
 FIG. 6 is a perspective view of another embodiment of my decorative cover for an engine air filter;
 FIG. 7 is a first side elevation view thereof;
 FIG. 8 is a second side elevation view opposite the first side elevation view;
 FIG. 9 is a top plan view thereof; and,
 FIG. 10 is a bottom plan view thereof.
 The broken lines shown in the drawings illustrate portions of my decorative cover for an engine air filter that form no part of the claimed design.

1 Claim, 8 Drawing Sheets



(56)

References Cited

U.S. PATENT DOCUMENTS

8,960,171 B1 *	2/2015	Sinden	F02M 19/00 123/590	2004/0187455 A1 *	9/2004	Niakan	B01D 46/0005 55/486
D746,870 S	1/2016	Chen		2005/0126137 A1 *	6/2005	Wang	B01D 46/0005 55/498
D777,211 S *	1/2017	Wall	D15/5	2006/0090429 A1 *	5/2006	Wall	B01D 46/0004 55/418
D794,082 S	8/2017	Krull		2007/0289587 A1 *	12/2007	Eckes	F24B 1/205 126/30
D813,274 S	3/2018	Platt et al.		2015/0075511 A1 *	3/2015	Kramer	F24B 1/19 126/150
D841,694 S	2/2019	Tomlinson et al.		2015/0113930 A1 *	4/2015	Zurliene	B01D 46/2411 55/498
D852,680 S	7/2019	Ness et al.		2015/0168015 A1 *	6/2015	Marple	F24H 9/1881 126/77
D857,868 S *	8/2019	Combs	D23/365	2015/0305561 A1 *	10/2015	Andol	A47J 37/0704 126/25 A
D879,276 S *	3/2020	King, Jr.	D23/365	2017/0087499 A1 *	3/2017	Combs	G01N 33/0011
D902,371 S	11/2020	Wall et al.		2017/0122270 A1 *	5/2017	Williams	B01D 46/2403
D903,077 S	11/2020	Mainville et al.		2017/0203247 A1 *	7/2017	Lee	B01D 46/0005
D907,755 S	1/2021	Choi		2017/0304763 A1 *	10/2017	Nelson	B01D 46/0005
D908,854 S *	1/2021	Fitzsimmons	D23/364	2020/0158053 A1	5/2020	Williams	
2002/0073667 A1 *	6/2002	Barris	D01F 6/92 55/486				
2003/0034023 A1 *	2/2003	Meurer	F24C 1/16 126/29				
2004/0035094 A1 *	2/2004	Jersey	B01D 46/0005 55/478				

* cited by examiner




FIG. 1

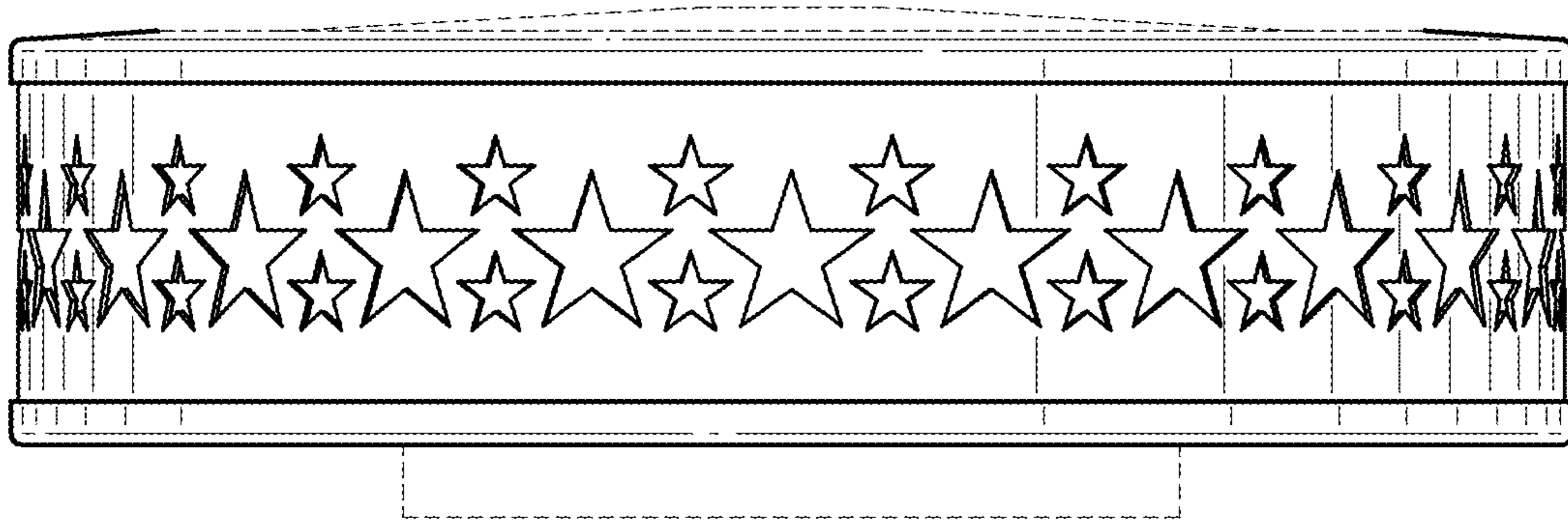


FIG. 2




FIG. 3

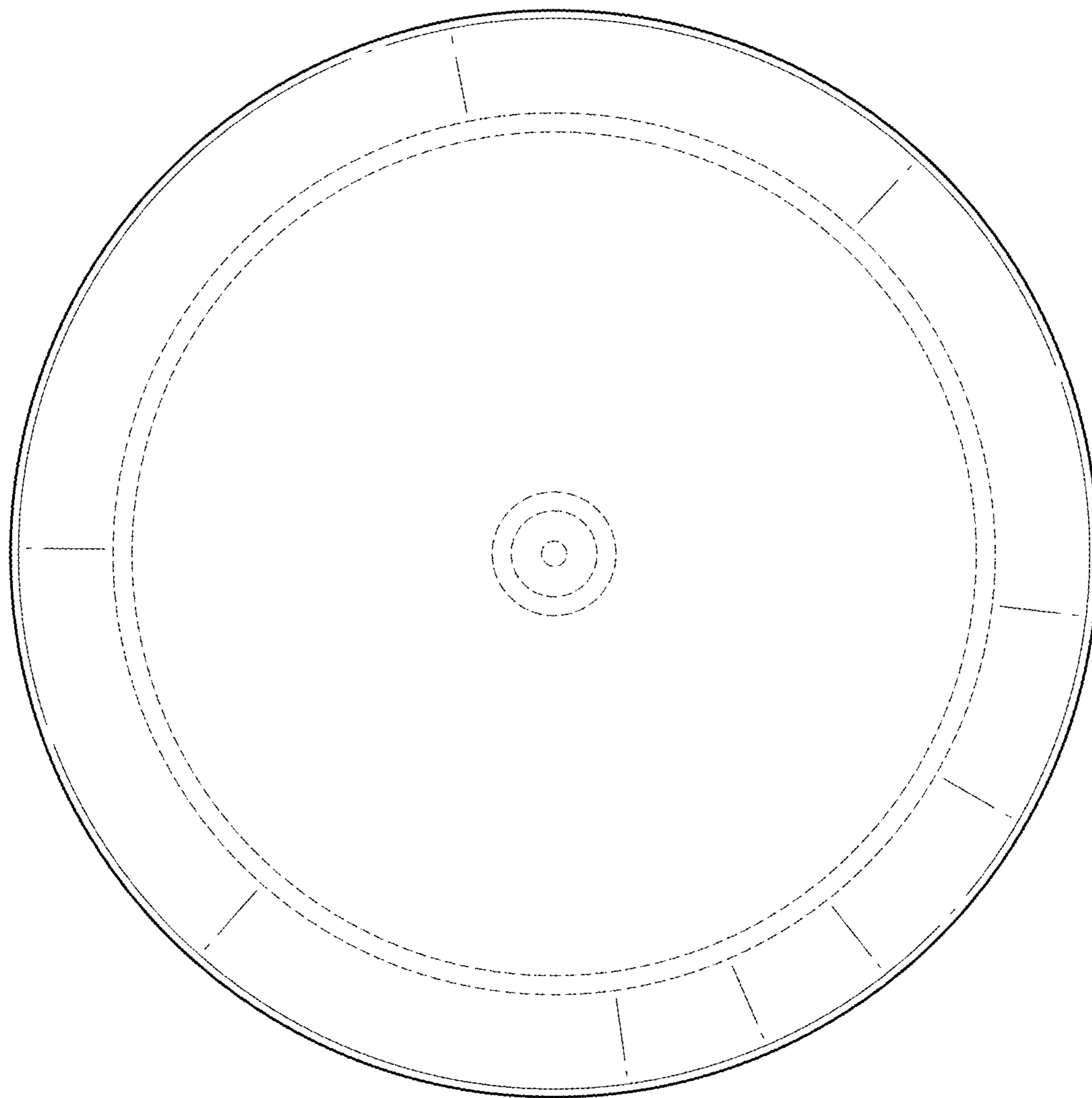


FIG. 4

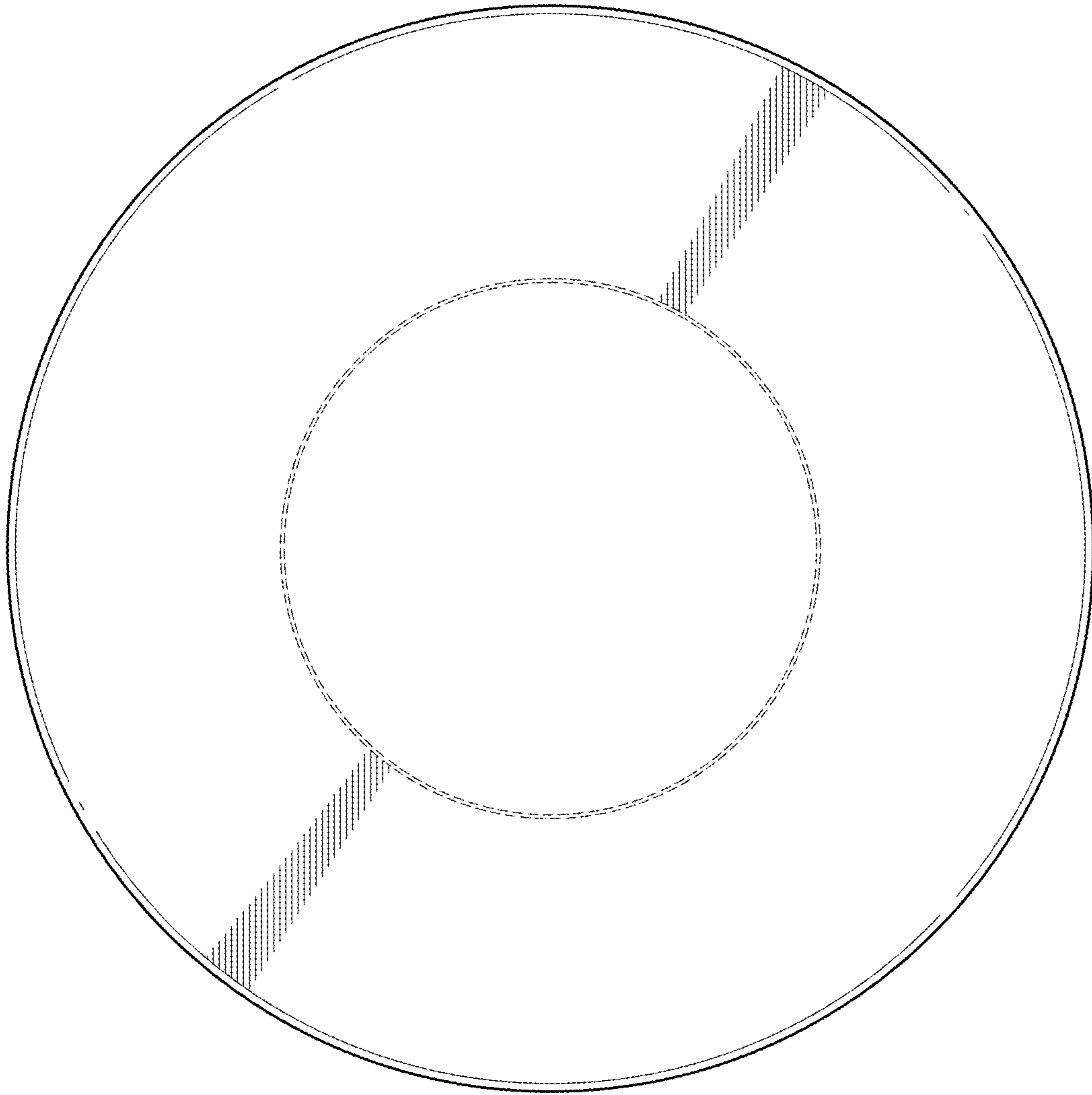


FIG. 5

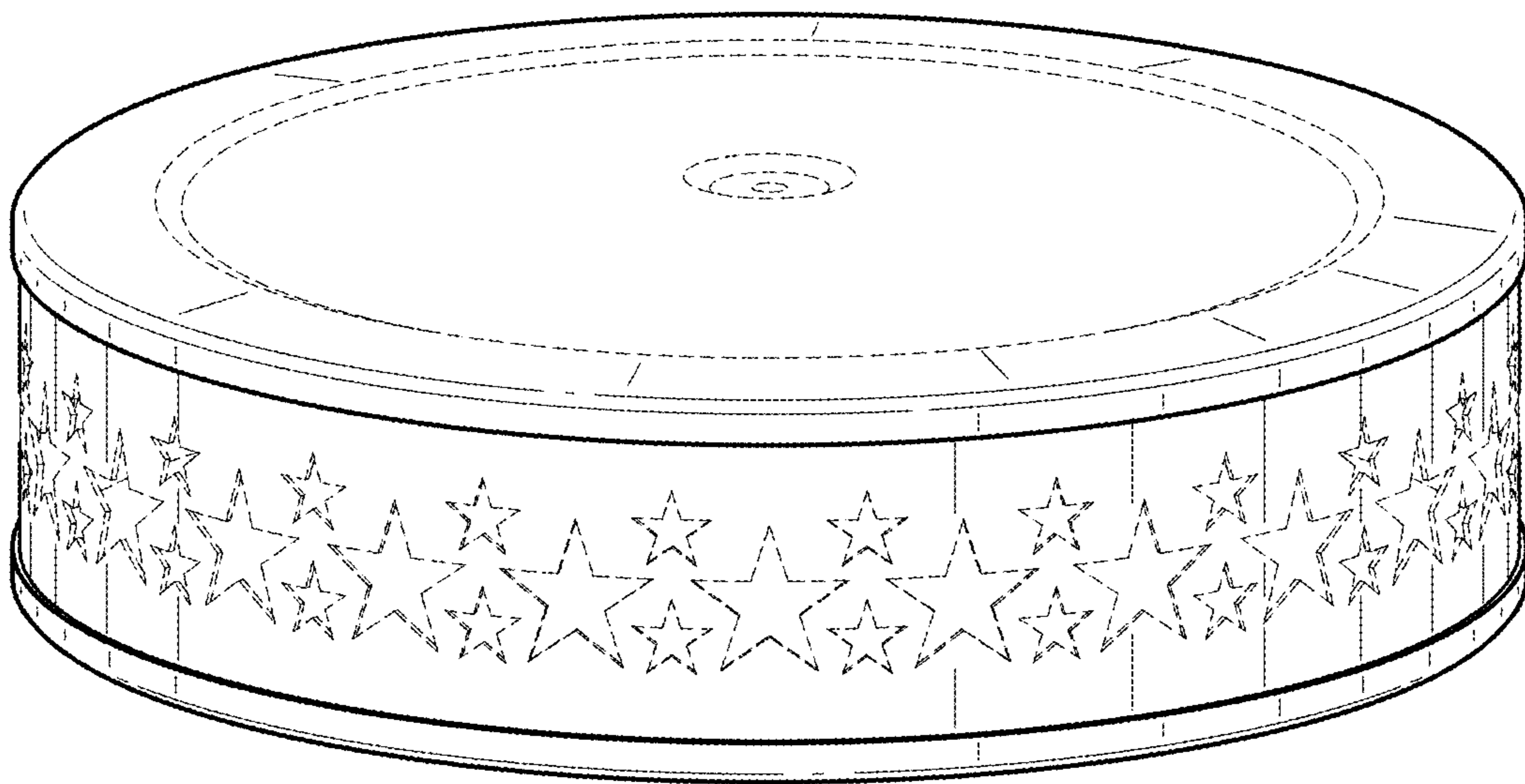


FIG. 6

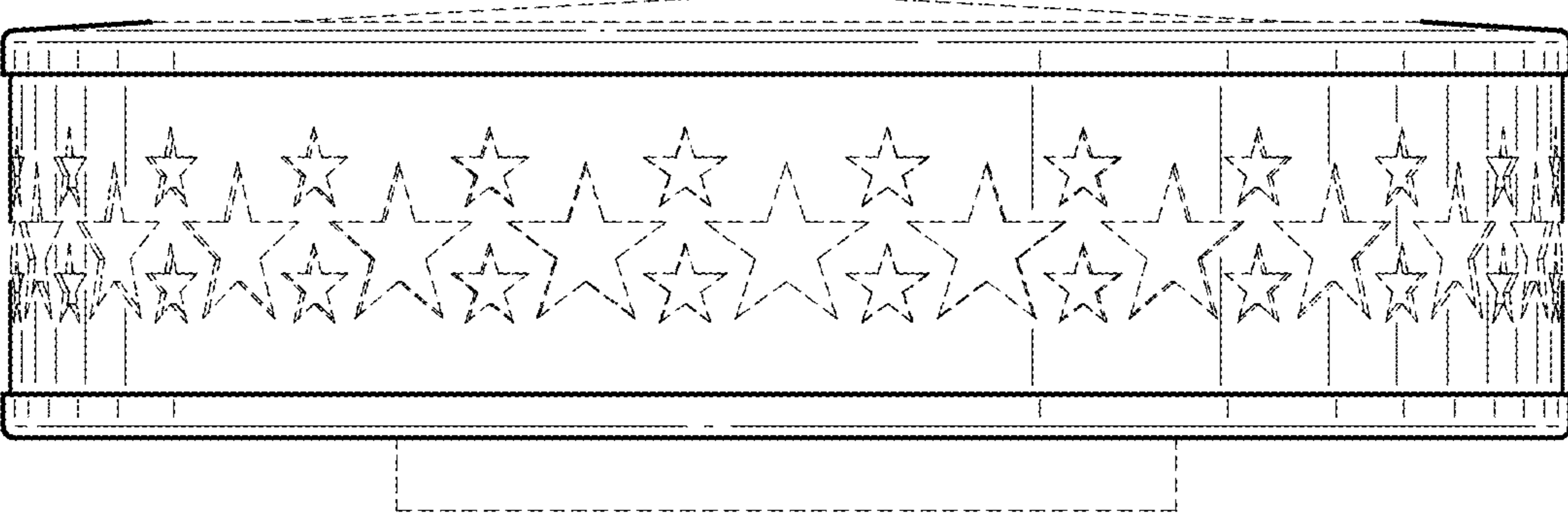


FIG. 7

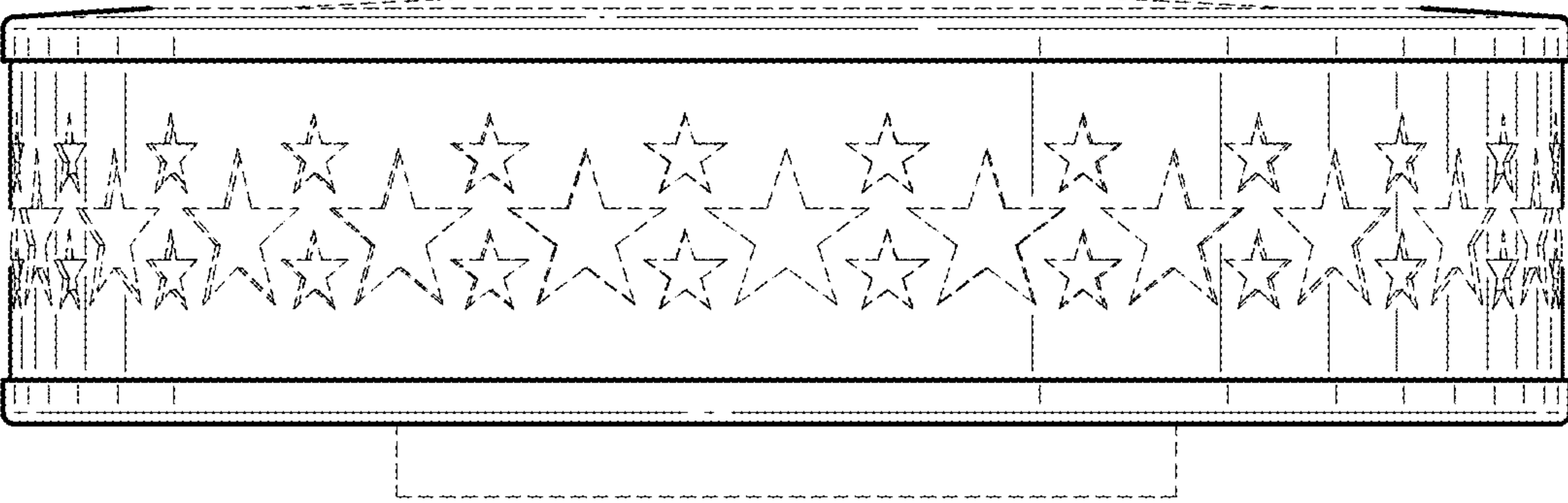


FIG. 8

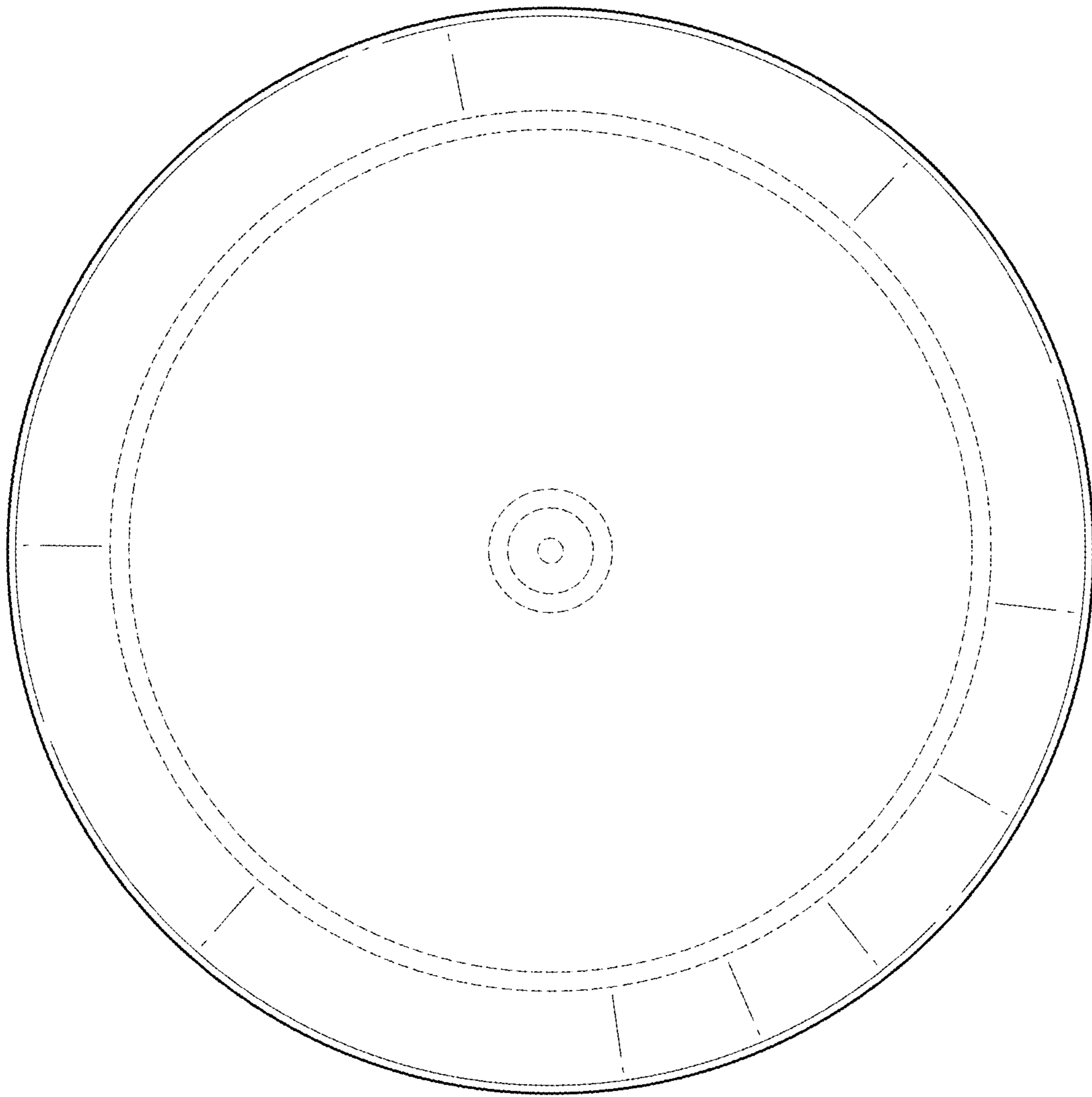


FIG. 9

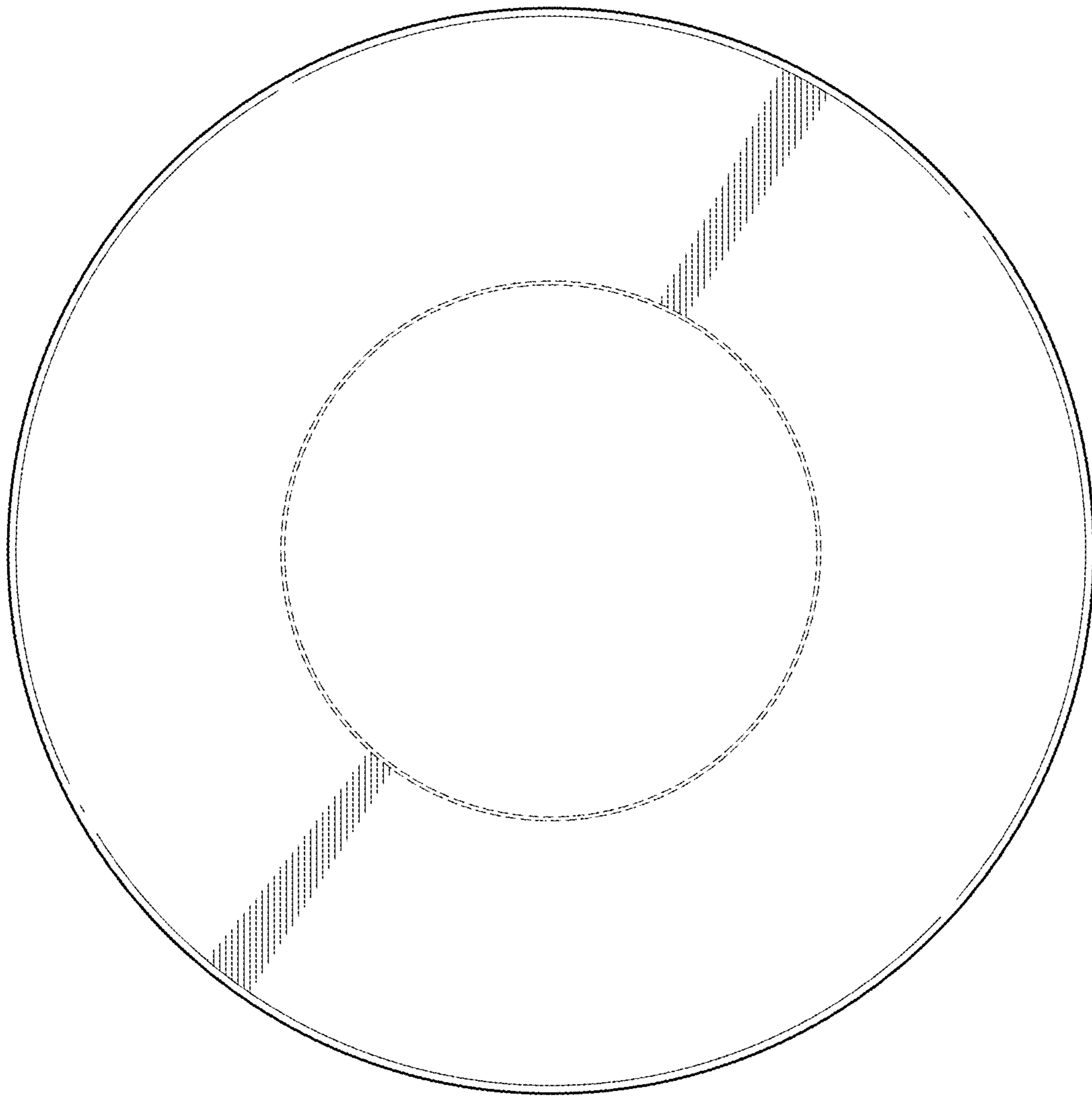


FIG. 10