



US00D946045S

(12) **United States Design Patent**
Bahatyrevich

(10) **Patent No.:** **US D946,045 S**
(45) **Date of Patent:** **** Mar. 15, 2022**

(54) **DISPLAY SCREEN OR PORTION THEREOF HAVING AN ANIMATED GRAPHICAL USER INTERFACE FOR DYNAMICALLY FORMATTING A PRESENTATION OF INFORMATION**

(71) Applicant: **SPLUNK Inc.**, San Francisco, CA (US)

(72) Inventor: **Uladzimir Bahatyrevich**, Fair Oaks, CA (US)

(73) Assignee: **SPLUNK Inc.**, San Francisco, CA (US)

(**) Term: **15 Years**

(21) Appl. No.: **29/755,295**

(22) Filed: **Oct. 19, 2020**

(51) **LOC (13) Cl.** **14-04**

(52) **U.S. Cl.**
USPC **D14/490**; D14/492

(58) **Field of Classification Search**
USPC 345/1.1, 1.2, 2.1–2.3, 3.1, 902;
D14/485–495

CPC B60K 37/00; G06F 8/20; G06F 3/048–04897; G06F 3/013; G06F 3/017; G06F 3/165; G06F 16/168; G06F 16/7335; G06F 2203/014; G06F 2206/1008; G06F 2209/545; G06F 30/12; G06F 40/106; G06T 13/80; G06T 15/00; G06T 15/02; G06Q 10/10; H04M 1/6075; H04M 3/567; H04M 1/2477; H04M 1/26; H04L 51/04; H04L 12/1813; H04N 7/16; H04N 1/00408

See application file for complete search history.

(56) **References Cited**

U.S. PATENT DOCUMENTS

D652,048 S * 1/2012 Joseph D14/485
D674,401 S * 1/2013 Trumble D14/486
D678,302 S * 3/2013 Trumble D14/486

D748,116 S * 1/2016 Akana D14/486
D753,697 S * 4/2016 Dye D14/486
D754,726 S * 4/2016 Kim D14/488
D756,372 S * 5/2016 Bertnick D14/485
D760,729 S * 7/2016 Cole D14/485
D762,227 S * 7/2016 Loosli D14/485
D762,692 S * 8/2016 Butcher D14/486
D763,284 S * 8/2016 Edman D14/486
D763,914 S * 8/2016 Butcher D14/490

(Continued)

Primary Examiner — Cary M Robinson

(74) *Attorney, Agent, or Firm* — Kilpatrick Townsend & Stockton LLP

(57) **CLAIM**

The ornamental design for display screen or portion thereof having an animated graphical user interface for dynamically formatting a presentation of information, as shown and described.

DESCRIPTION

FIG. 1 is a front view of a display screen or portion thereof having an animated graphical user interface for dynamically formatting a presentation of information showing our new design;

FIG. 2 is a front view of a second image thereof;

FIG. 3 is a front view of a third image thereof;

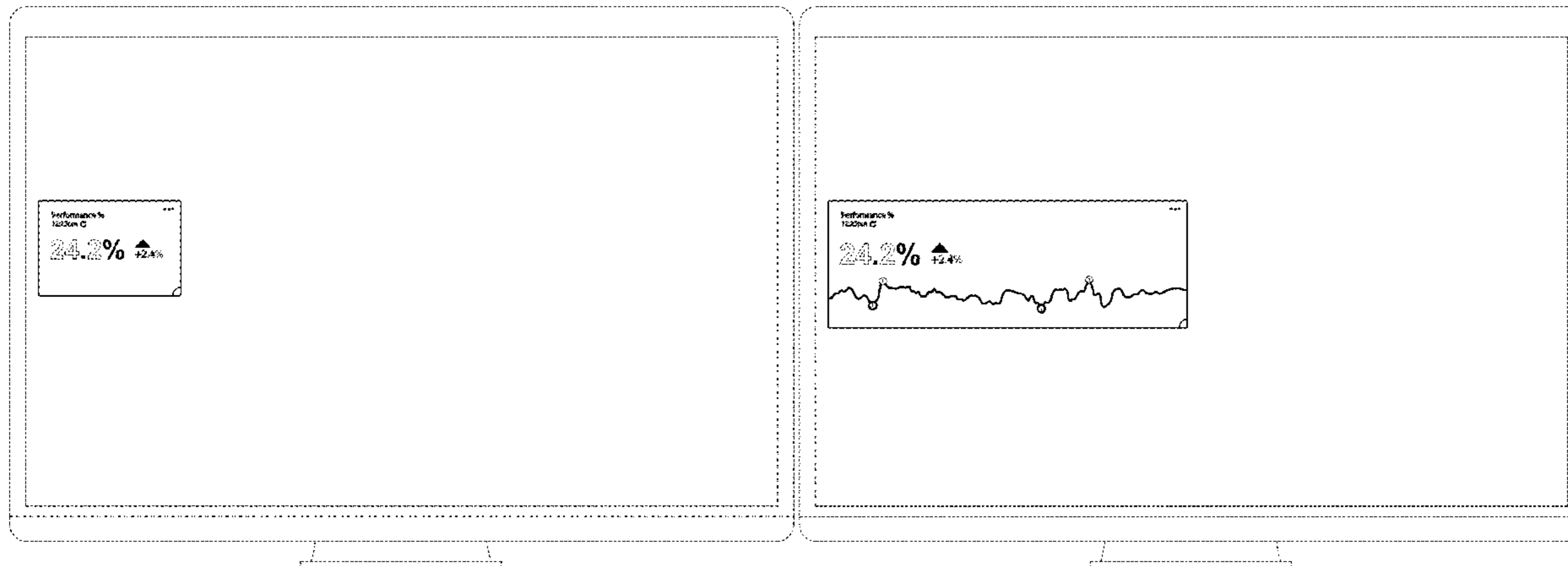
FIG. 4 is a front view of a fourth image thereof; and,

FIG. 5 is a front view of a fifth image thereof.

The outermost broken lines illustrate an electronic device, the broken line at the periphery of the graphical user interface illustrates the display screen or portion thereof, and the remaining broken line showing of text, numbers and graphical images illustrate portions of the graphical user interface. None of the broken lines form part of the claimed design.

The texts, symbols, and other graphical images presented in broken lines are illustrative, only presented to show an exemplary layout within the display screen, and do not form part of the claimed design.

1 Claim, 5 Drawing Sheets



(56)

References Cited

U.S. PATENT DOCUMENTS

D789,398 S *	6/2017	Akana	D14/486
D789,968 S *	6/2017	Mensingher	D14/486
D829,236 S *	9/2018	Chauhan	D14/486
D872,115 S *	1/2020	Azzi	D14/486
11,023,585 B1 *	6/2021	Light	G06F 21/552
D926,199 S *	7/2021	Lalancette	D14/485
D928,198 S *	8/2021	Blasco Momparler	D14/488
2012/0233090 A1 *	9/2012	Tavares	G06Q 40/06 705/36 R
2014/0245171 A1 *	8/2014	Jaycobs	G06F 3/0488 715/746
2016/0124609 A1 *	5/2016	Covington	G01M 17/00 345/651

* cited by examiner

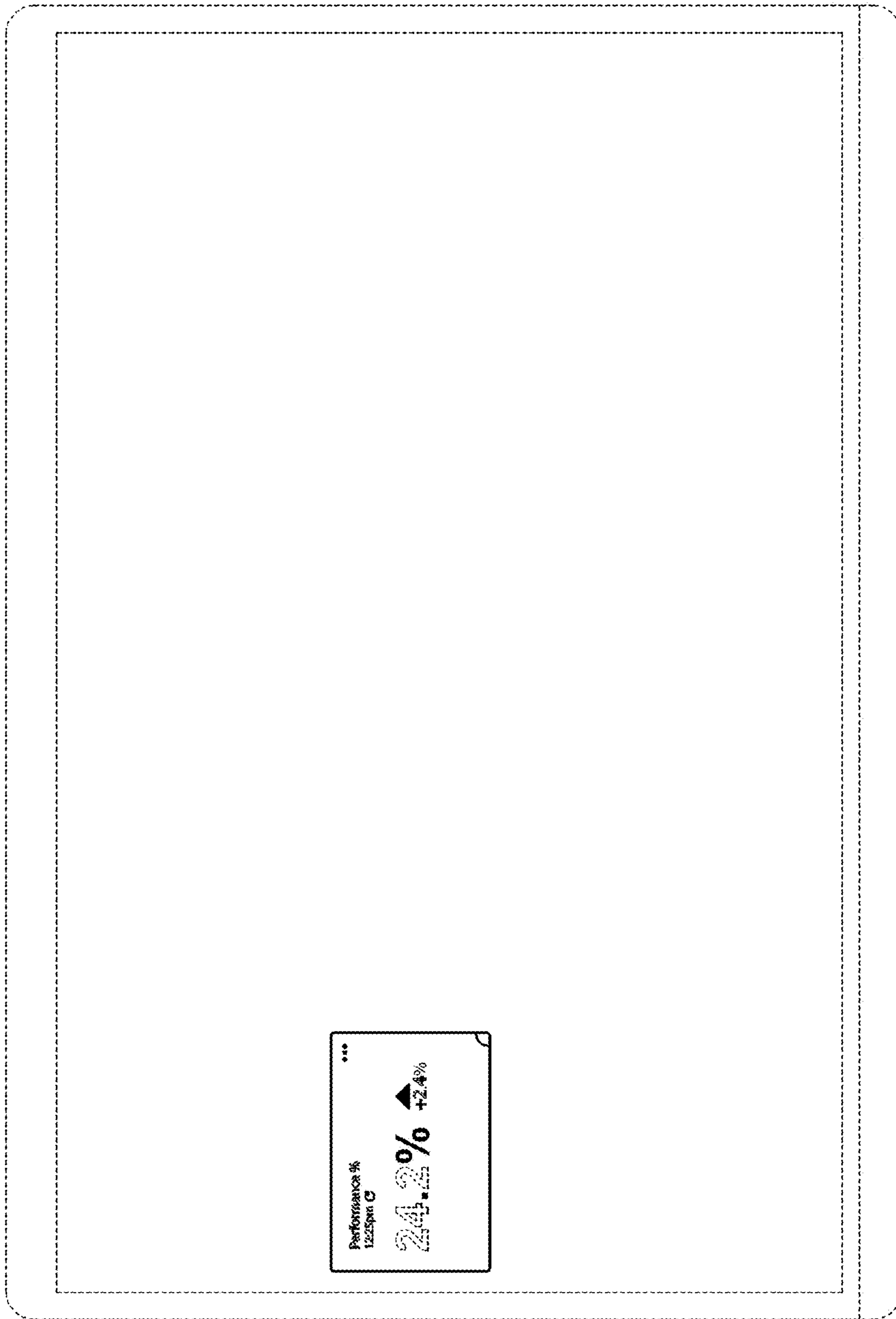


FIG. 1


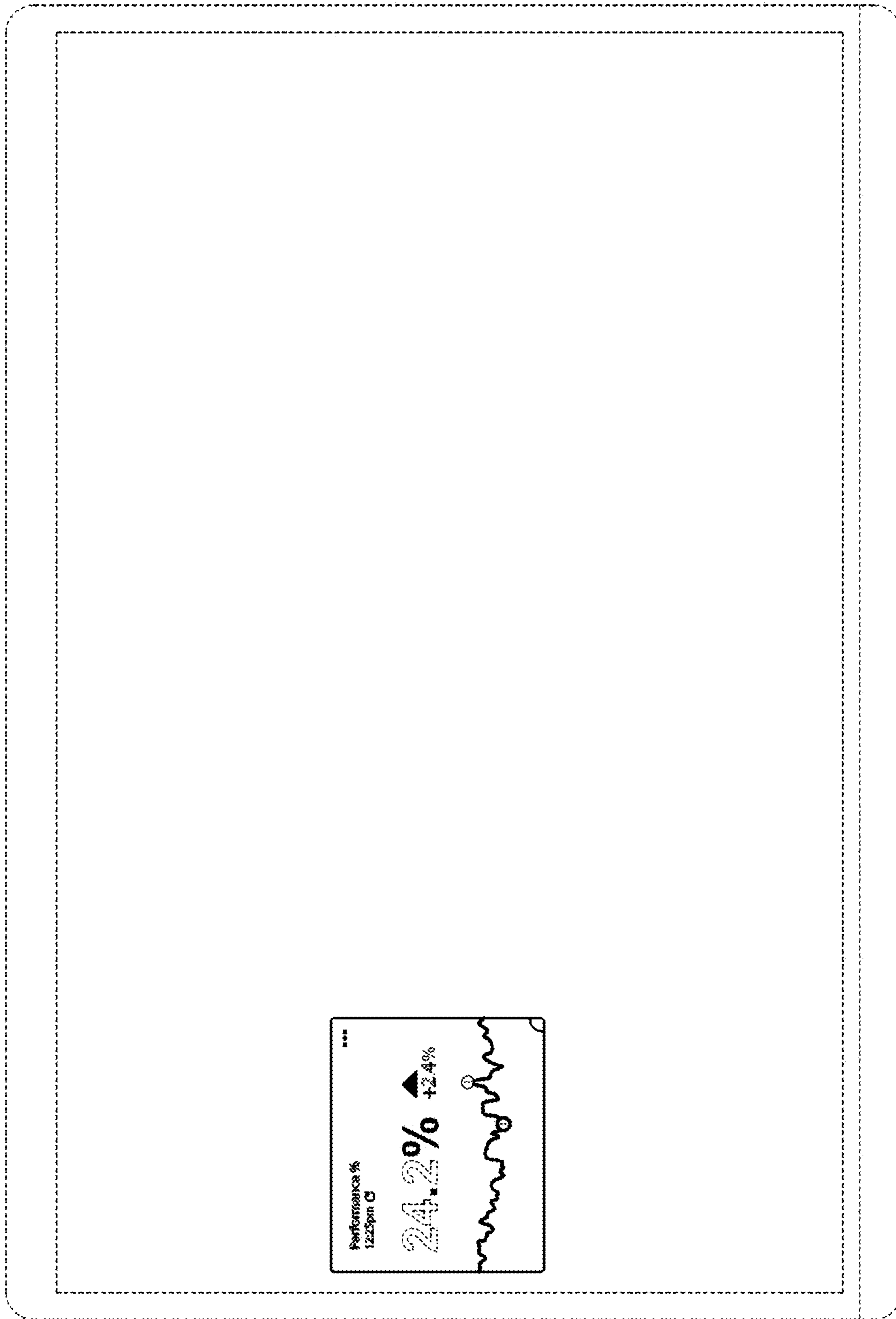


FIG. 2

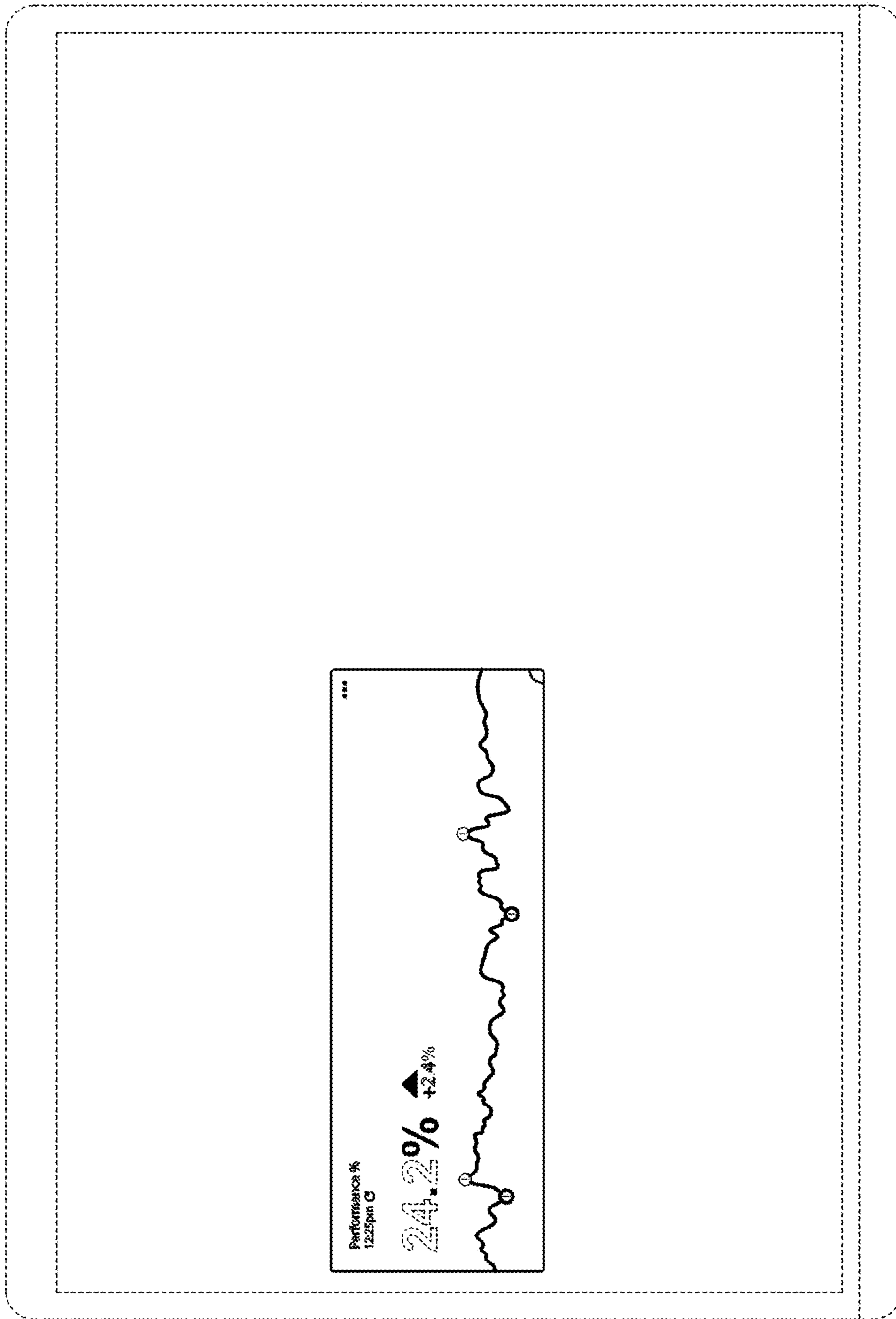


FIG. 3

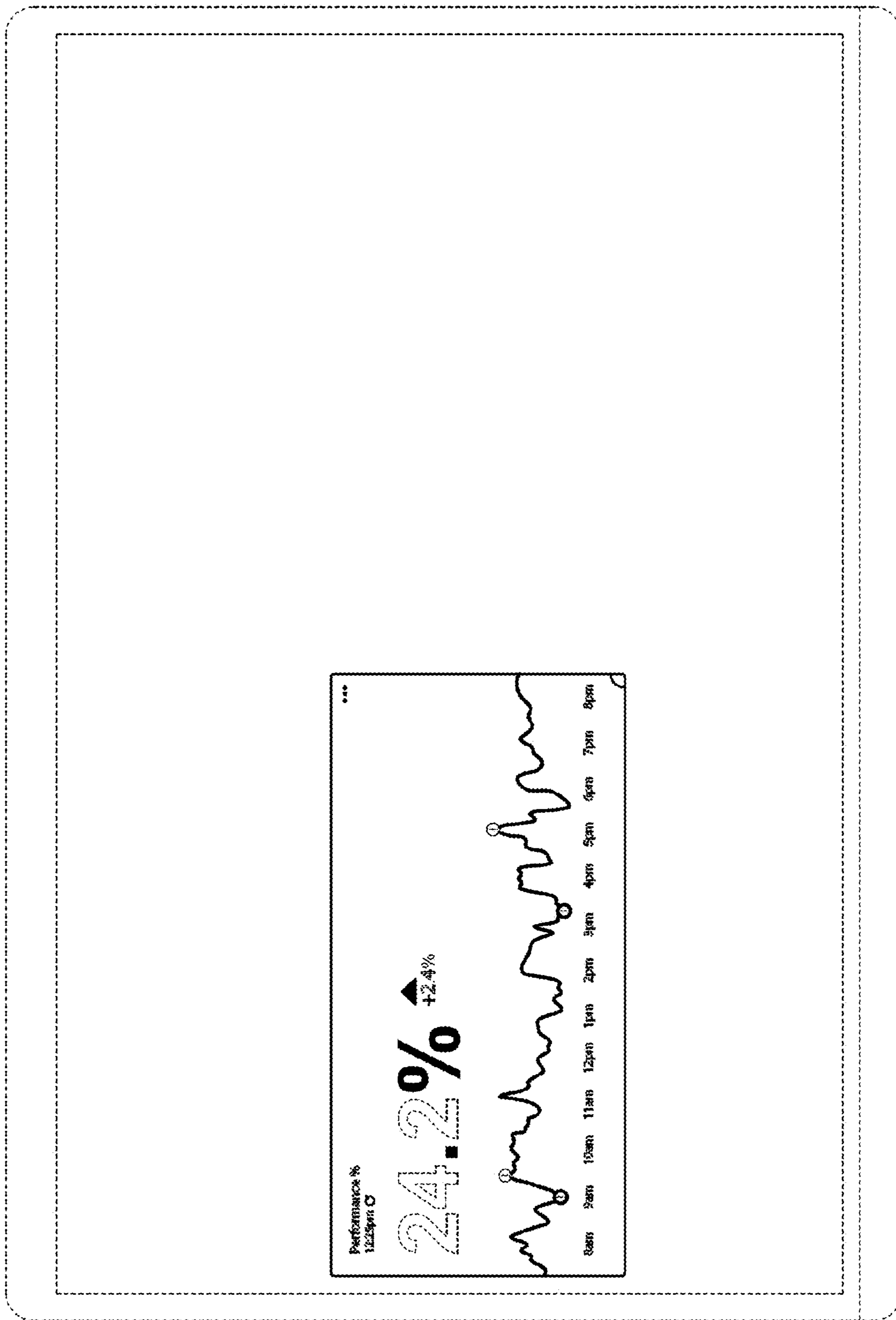


FIG. 4

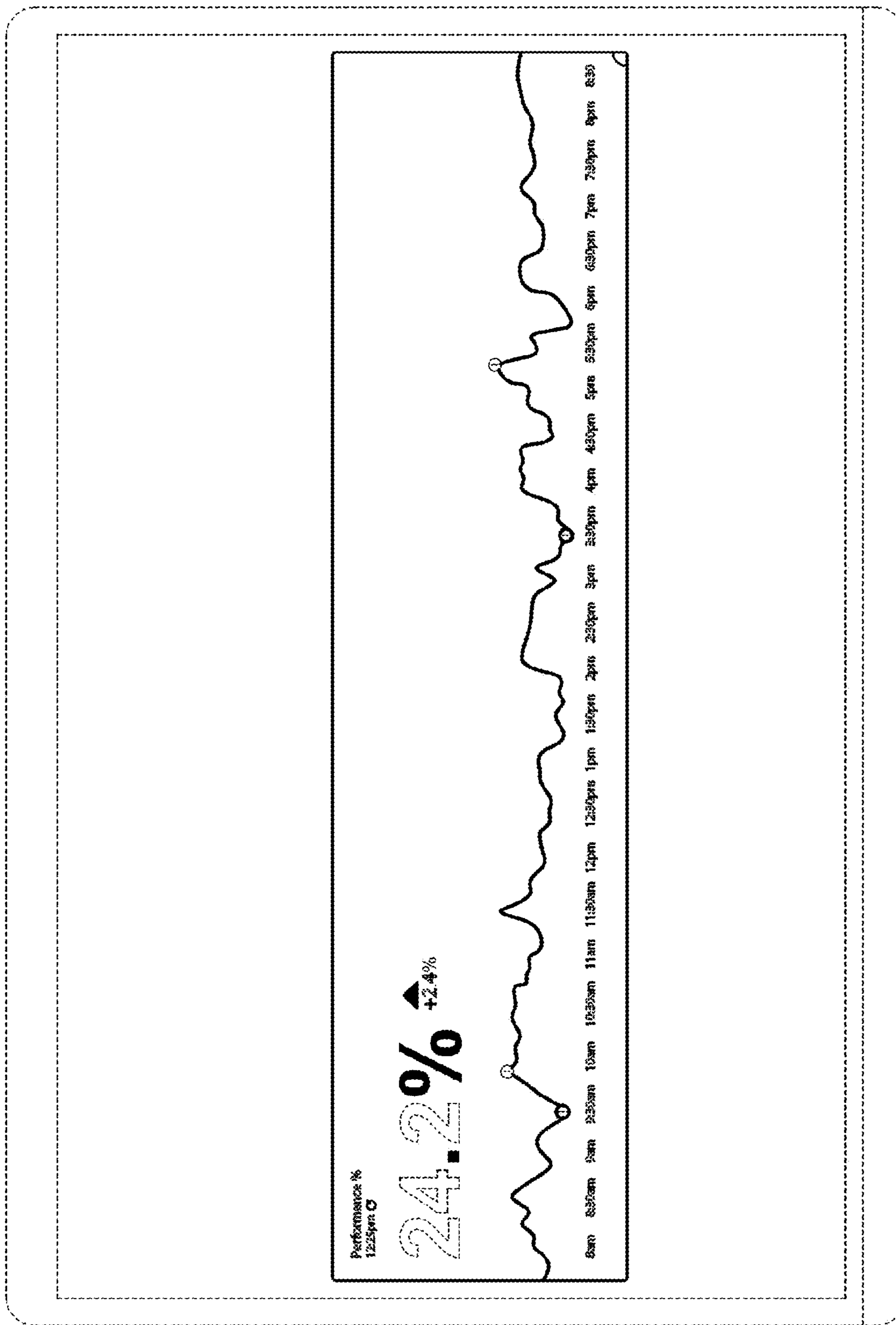


FIG. 5