

US00D946040S

(12) **United States Design Patent** (10) **Patent No.:** **US D946,040 S**
Kramer et al. (45) **Date of Patent:** **** Mar. 15, 2022**

(54) **DISPLAY SCREEN OR PORTION THEREOF WITH A GRAPHICAL USER INTERFACE**

(71) Applicant: **ServiceTitan, Inc.**, Glendale, CA (US)

(72) Inventors: **Drew Kramer**, Glendale, CA (US);
Ryan Curtis, Glendale, CA (US);
Rachel Hendrickson, Glendale, CA (US);
Ashot Gyulzatyan, Glendale, CA (US)

(73) Assignee: **ServiceTitan, Inc.**, Glendale, CA (US)

(**) Term: **15 Years**

(21) Appl. No.: **29/779,663**

(22) Filed: **Apr. 20, 2021**

Related U.S. Application Data

(63) Continuation of application No. 29/755,450, filed on Oct. 20, 2020.

(51) **LOC (13) Cl.** **14-04**

(52) **U.S. Cl.**
USPC **D14/486**; D14/487; D14/488; D14/492

(58) **Field of Classification Search**
USPC 345/1.1, 1.2, 2.1–2.3, 3.1, 902;
D14/485–495

CPC B60K 37/00; G06F 8/20; G06F 3/048–04897; G06F 3/013; G06F 3/017; G06F 3/165; G06F 16/168; G06F 16/7335; G06F 2203/014; G06F 2206/1008; G06F 2209/545; G06F 30/12; G06F 40/106; G06T 13/80; G06T 15/00; G06T 15/02; G06Q 10/10; H04M 1/6075; H04M 3/567; H04M 1/2477; H04M 1/26; H04L 51/04; H04L 12/1813; H04N 7/16; H04N 1/00408

See application file for complete search history.

(56) **References Cited**

U.S. PATENT DOCUMENTS

D454,139	S	*	3/2002	Feldcamp	D14/486
D593,114	S	*	5/2009	Vakkalanka	D14/486
D616,895	S	*	6/2010	Ehrler	D14/486
D619,602	S	*	7/2010	Ehrler	D14/486
D622,730	S	*	8/2010	Krum	D14/486
D625,322	S	*	10/2010	Guntaur	D14/486
D689,893	S	*	9/2013	Perry	D14/486
D733,165	S	*	6/2015	Sueishi	D14/486
D760,264	S	*	6/2016	Debitsch	D14/486
D777,756	S	*	1/2017	Tarud	D14/486
D794,049	S	*	8/2017	Gupta	D14/486
D797,785	S	*	9/2017	Dixit	D14/487
D805,092	S	*	12/2017	Tanii	D14/486
D853,444	S	*	7/2019	Markus	D14/495
2015/0286533	A1	*	10/2015	Kaufthal	G06F 16/1787 707/639

* cited by examiner

Primary Examiner — Cary M Robinson

(74) *Attorney, Agent, or Firm* — BakerHostetler

(57) **CLAIM**


We claim the ornamental design for a display screen or portion thereof with a graphical user interface, as shown and described.

DESCRIPTION

FIG. 1 is a front view of a first embodiment of a display screen or portion thereof with a graphical user interface showing our new design; and,

FIG. 2 is a front view of a second embodiment thereof. The outermost broken line rectangle illustrates a display screen or portion thereof and forms no part of the claimed design. The remaining broken lines illustrate portions of the graphical user interface that form no part of the claimed design.

1 Claim, 2 Drawing Sheets






FIG. 1

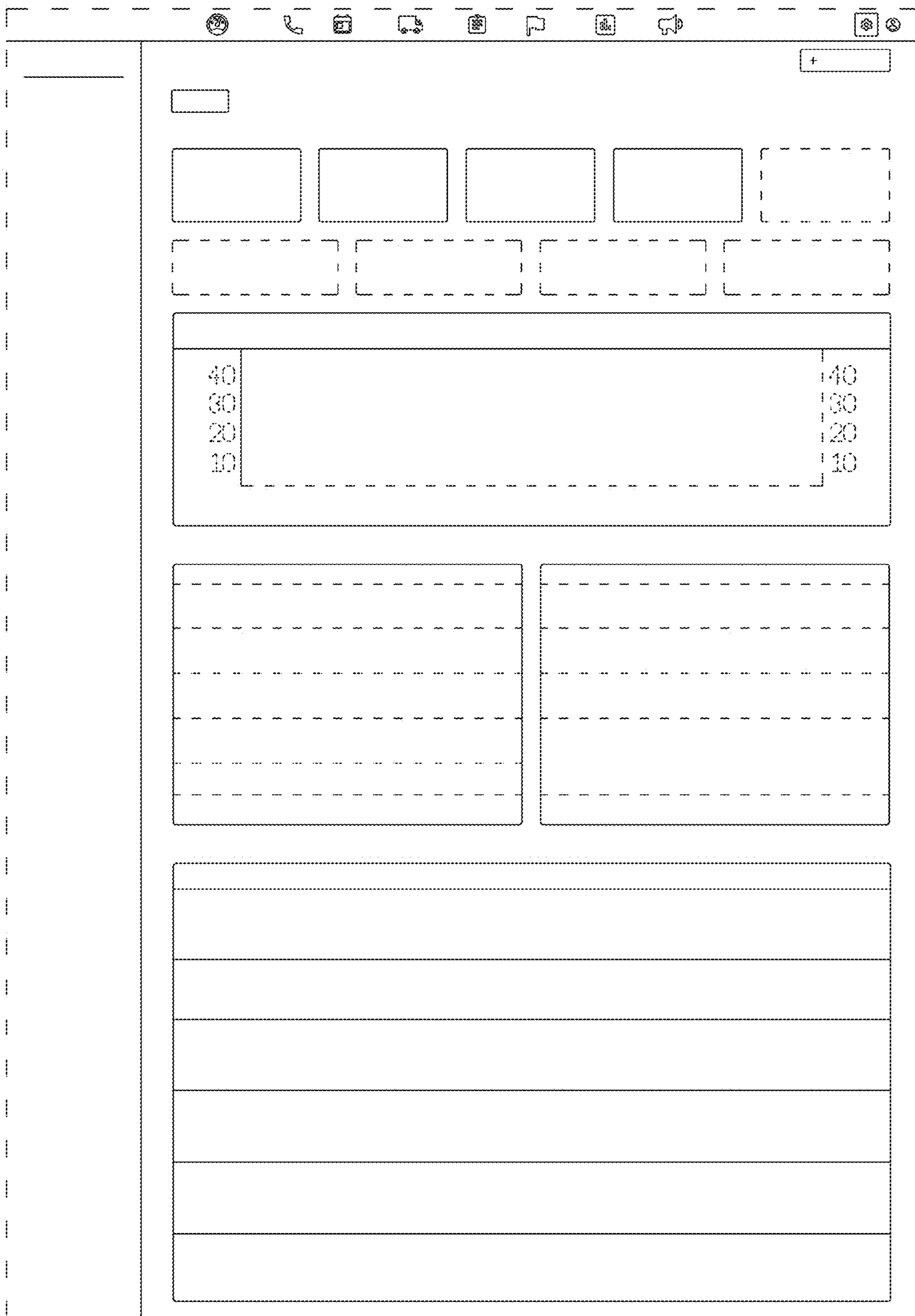


FIG. 2