



US00D946008S

(12) **United States Design Patent**
Norman

(10) **Patent No.:** **US D946,008 S**
(45) **Date of Patent:** **** Mar. 15, 2022**

(54) **DISPLAY SCREEN OR PORTION THEREOF WITH TRANSITIONAL GRAPHICAL USER INTERFACE**

(71) Applicant: **Google LLC**, Mountain View, CA (US)

(72) Inventor: **Christopher Norman**, Brooklyn, NY (US)

(73) Assignee: **GOOGLE LLC**, Mountain View, CA (US)

(**) Term: **15 Years**

(21) Appl. No.: **29/703,754**

(22) Filed: **Aug. 29, 2019**

(51) **LOC (13) Cl.** **14-04**

(52) **U.S. Cl.**
USPC **D14/485**

(58) **Field of Classification Search**
USPC D14/485-495
CPC G06T 13/00; G06T 13/80; G06F 3/04817
See application file for complete search history.

(56) **References Cited**

U.S. PATENT DOCUMENTS

D757,769 S *	5/2016	Wang	H04N 21/4314	D14/486
D765,697 S *	9/2016	Edwards		D14/486
D783,027 S *	4/2017	Saeed		D14/485
D823,337 S *	7/2018	Shelksohn		D14/488
D868,804 S *	12/2019	Bragdon		D14/486
D881,915 S *	4/2020	Reid		D14/486
D905,739 S *	12/2020	Alonso Ruiz		D14/488
D911,360 S *	2/2021	Zhang		D14/485
2014/0351728 A1 *	11/2014	Seo	G06F 3/04842	715/766
2017/0078504 A1 *	3/2017	Nagata	G03G 15/5016	

OTHER PUBLICATIONS

C# Helper [online], Jan. 25, 2016 [retrieved on Jun. 19, 2021] Retrieved from the internet <csharp-helper.com/blog/2016/01/draw-rounded-rectangles-in-c/>, howto_rounded_rectangles Image (Year: 2016).*

* cited by examiner

Primary Examiner — Richelle G Shelton

(74) *Attorney, Agent, or Firm* — Leason Ellis LLP

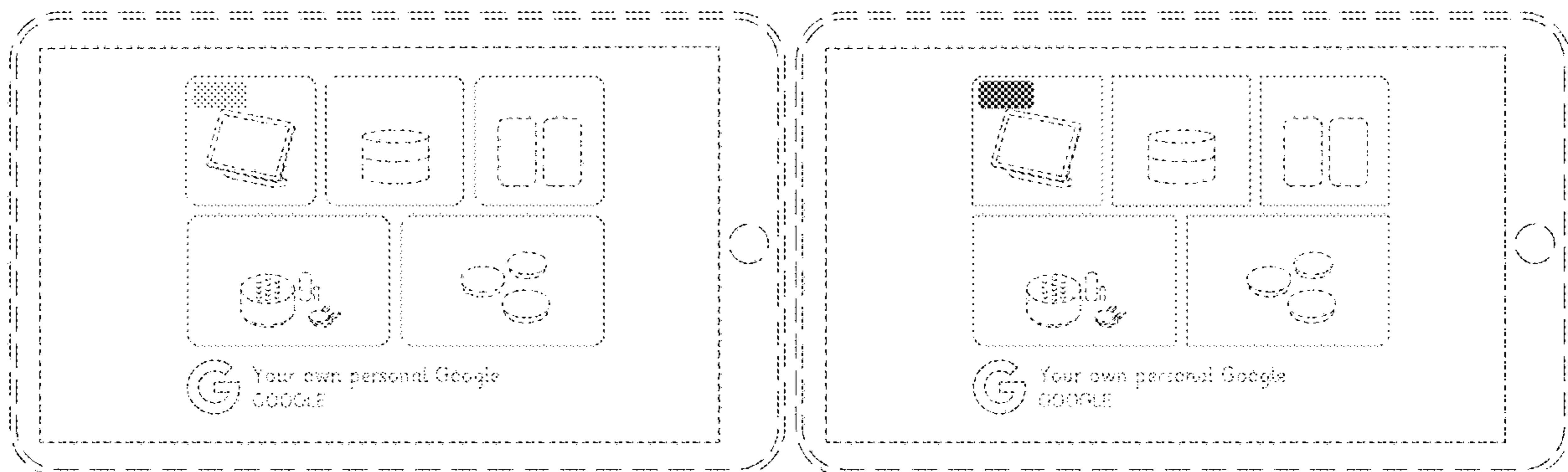
(57) **CLAIM**

The ornamental design for a display screen or portion thereof with transitional graphical user interface, as shown and described.

DESCRIPTION

FIG. 1 is a front view of a first image of a first embodiment of a display screen or portion thereof with transitional graphical user interface according to the claimed design; FIG. 2 is a front view of a second image of the first embodiment according to the claimed design; FIG. 3 is a front view of a first image of a second embodiment according to the claimed design; and, FIG. 4 is a front view of a second image of the second embodiment according to the claimed design. The broken lines are included for the purpose of illustrating environment and form no part of the claimed design. The appearance of the transitional image transitions between the images shown in FIGS. 1-2 and 3-4. The process or period in which one image transitions to another forms no part of the claimed design.

1 Claim, 4 Drawing Sheets






Fig. 1




Fig. 2




Fig. 3




Fig. 4