



US00D946003S

(12) **United States Design Patent** (10) **Patent No.:** **US D946,003 S**  
**Gao** (45) **Date of Patent:** **\*\* Mar. 15, 2022**

(54) **LAPTOP STAND**

OTHER PUBLICATIONS

(71) Applicant: **Chao Gao**, Shenzhen (CN)

Nulaxy Laptop Stand, Nov. 10, 2017, [https://www.amazon.com/dp/B077B9W343/ref=sspa\\_dk\\_detail\\_0?pd\\_rd\\_w=gvEMQ&pf\\_rd\\_p=54ed5474-54a8-4c7f-a88a-45f748d18166&pd\\_rd\\_wg=d2pem&pf\\_rd\\_r=HNGAW3XEY390WDN4TE17&pd\\_rd\\_r=e42ea729-8811-47c6-8aa1-530a4dc4ad5d&smid=A1VCRDPIX0NQ5B&spLa=ZW5jcnlwdGVkUXVhbGlmaWVyPUEyQjhRREY2VlhXUjcmZW5jcnlwdGVkSWQ9QTEwMzlwODIzTjgwTzZVOFNTRDBSJmVuY3J5cHRlZEFkSWQ9QTA3NzY0NjMyNUw5RE1XOTFBU0RIJndpZGdldE5hbWU9c3BfZGV0YWIsX3RoZW1hdGljJmFjdGlvbj1jbGlja1JIZGIyZWNoJmRvTm90TG9nQ2xpY2s9dHJ1ZQ&th=1](https://www.amazon.com/dp/B077B9W343/ref=sspa_dk_detail_0?pd_rd_w=gvEMQ&pf_rd_p=54ed5474-54a8-4c7f-a88a-45f748d18166&pd_rd_wg=d2pem&pf_rd_r=HNGAW3XEY390WDN4TE17&pd_rd_r=e42ea729-8811-47c6-8aa1-530a4dc4ad5d&smid=A1VCRDPIX0NQ5B&spLa=ZW5jcnlwdGVkUXVhbGlmaWVyPUEyQjhRREY2VlhXUjcmZW5jcnlwdGVkSWQ9QTEwMzlwODIzTjgwTzZVOFNTRDBSJmVuY3J5cHRlZEFkSWQ9QTA3NzY0NjMyNUw5RE1XOTFBU0RIJndpZGdldE5hbWU9c3BfZGV0YWIsX3RoZW1hdGljJmFjdGlvbj1jbGlja1JIZGIyZWNoJmRvTm90TG9nQ2xpY2s9dHJ1ZQ&th=1) (Year: 2017).\*

(72) Inventor: **Chao Gao**, Shenzhen (CN)

(\*\*) Term: **15 Years**

(21) Appl. No.: **29/772,757**

(22) Filed: **Mar. 4, 2021**

(51) **LOC (13) Cl.** ..... **08-07**

(52) **U.S. Cl.**

USPC ..... **D14/447**

(58) **Field of Classification Search**

USPC ..... D14/447, 432, 434, 439, 440, 451, 452, D14/457, 239, 253, 250; D8/363, 373, D8/380; D6/406.3, 406.4, 406.5, 406.6; D12/415; D21/333, 332

CPC ..... A47B 21/04; A47B 2097/006; A47B 2097/005; A47B 2023/049; A45C 2011/002; A45C 2011/003; F16M 2200/00; F16M 13/00

See application file for complete search history.

\* cited by examiner

*Primary Examiner* — Angela J Lee

(74) *Attorney, Agent, or Firm* — Shengmao Mu; Whitewood Law PLLC

(57) **CLAIM**

The ornamental design for a laptop stand, as shown and described.

**DESCRIPTION**

(56) **References Cited**

U.S. PATENT DOCUMENTS

D589,964 S *	4/2009	Heggland	.....	D14/434
D678,297 S *	3/2013	Willkomm	.....	D14/447
D829,216 S	9/2018	Belitz et al.		
D898,748 S	10/2020	Ma		
D903,688 S	12/2020	Hong		
D903,689 S *	12/2020	Zheng	.....	D14/447
D907,644 S *	1/2021	Li	.....	D14/447
D920,338 S *	5/2021	Chen	.....	D14/447
D923,631 S *	6/2021	Chen	.....	D14/447
D923,632 S *	6/2021	Li	.....	D14/447
D925,545 S *	7/2021	Chen	.....	D14/447
D928,790 S *	8/2021	Hong	.....	D14/447
D936,662 S *	11/2021	Gao	.....	D14/447
D938,433 S *	12/2021	Huang	.....	D14/447

FIG. 1 is a perspective view of a laptop stand showing my new design;

FIG. 2 is a front view thereof;

FIG. 3 is a back view thereof;

FIG. 4 is a left side view thereof;

FIG. 5 is a right side view thereof;

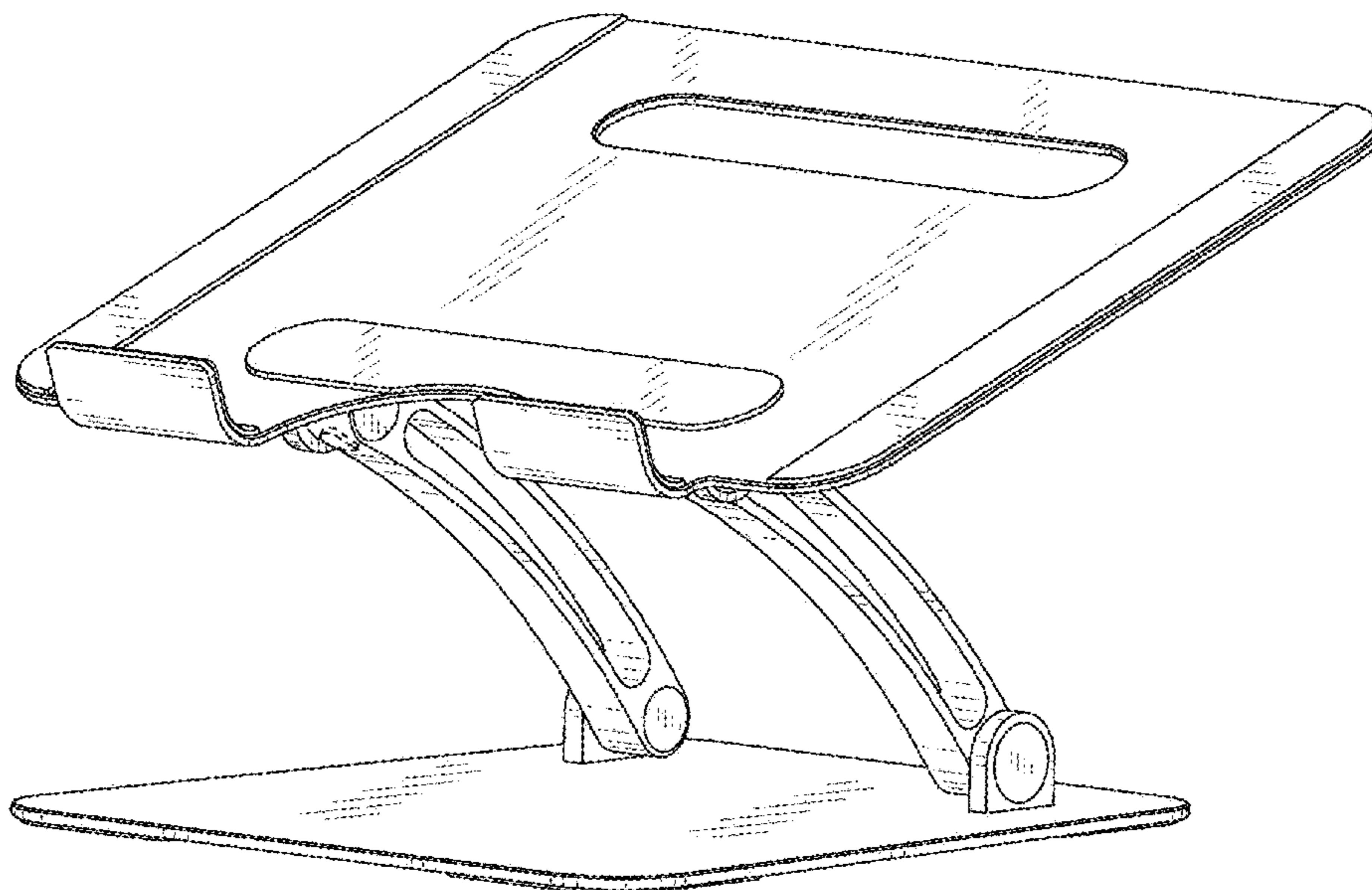
FIG. 6 is a top view thereof;

FIG. 7 is a bottom view thereof; and,

FIG. 8 is a perspective view of another state of the laptop stand thereof.

The broken lines shown in the drawings depict portions of the laptop stand in which the design is embodied that form no part of the claimed design.

**1 Claim, 8 Drawing Sheets**



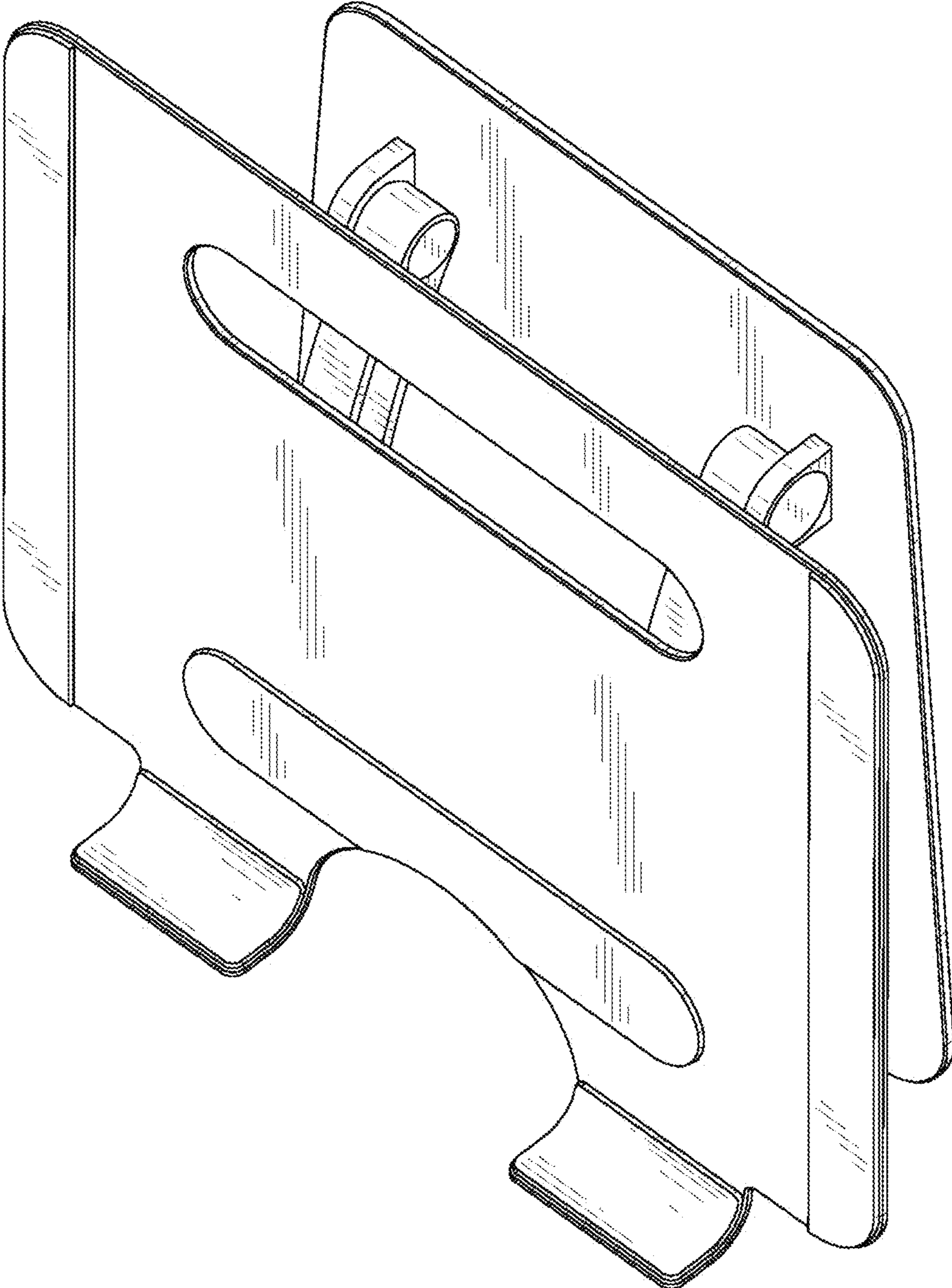


FIG.1

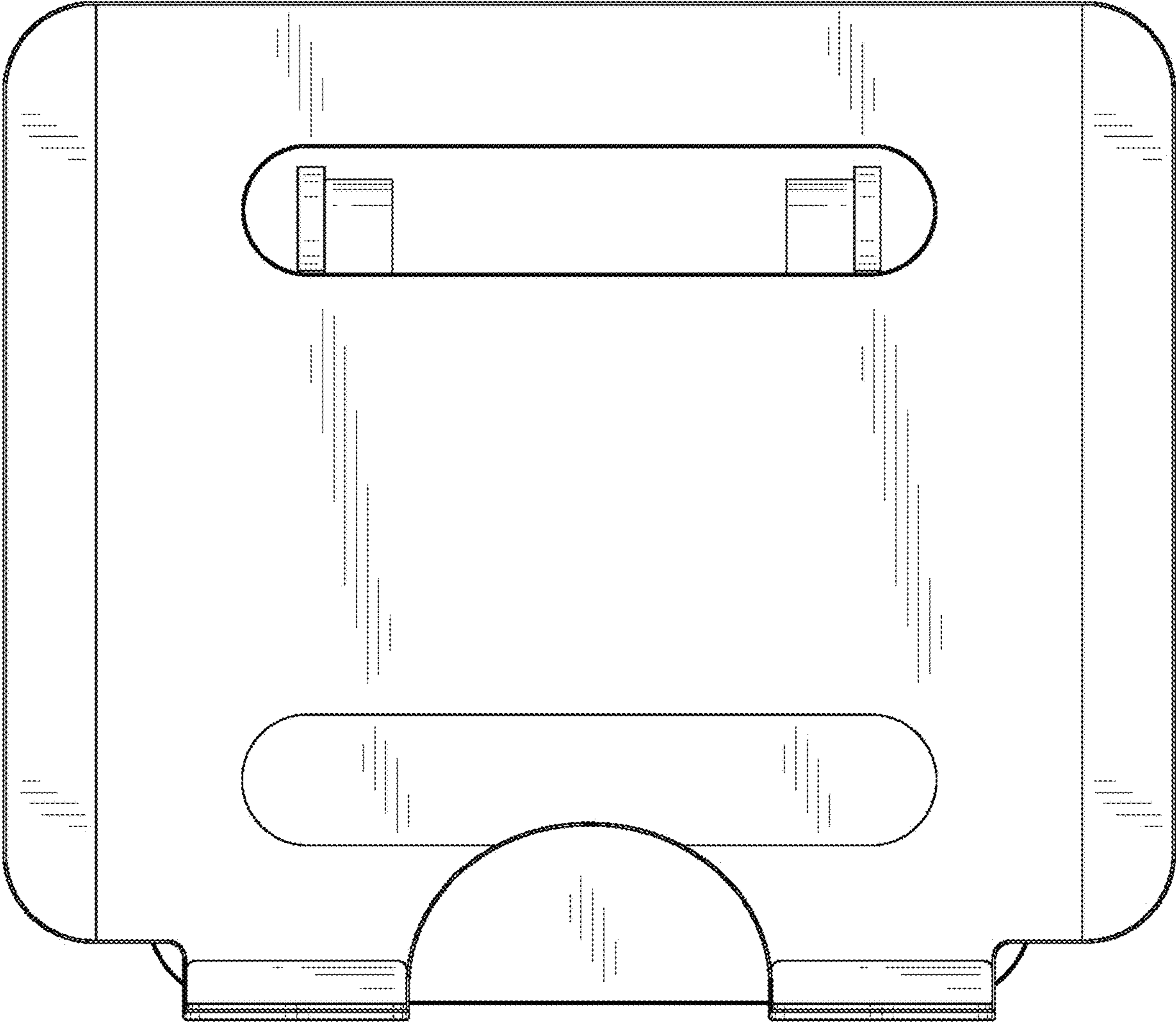


FIG.2

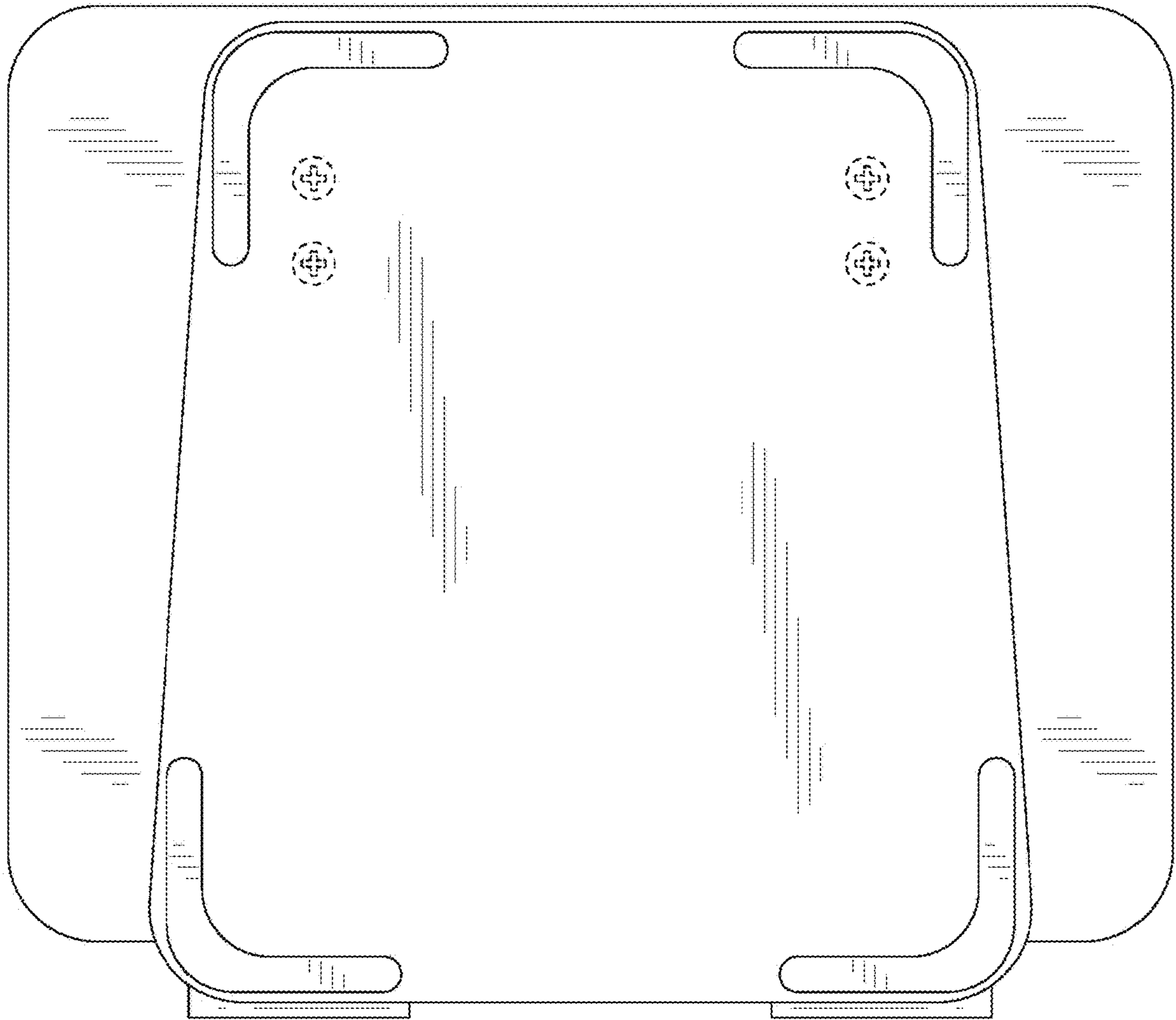


FIG.3

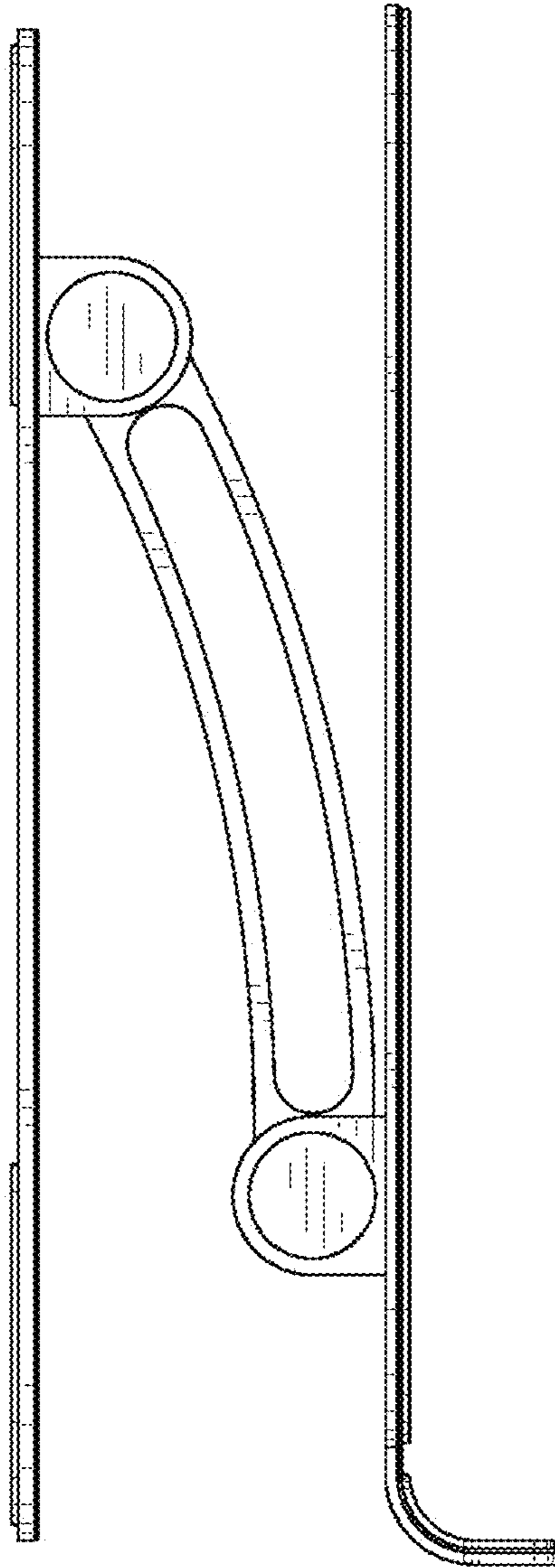


FIG.4

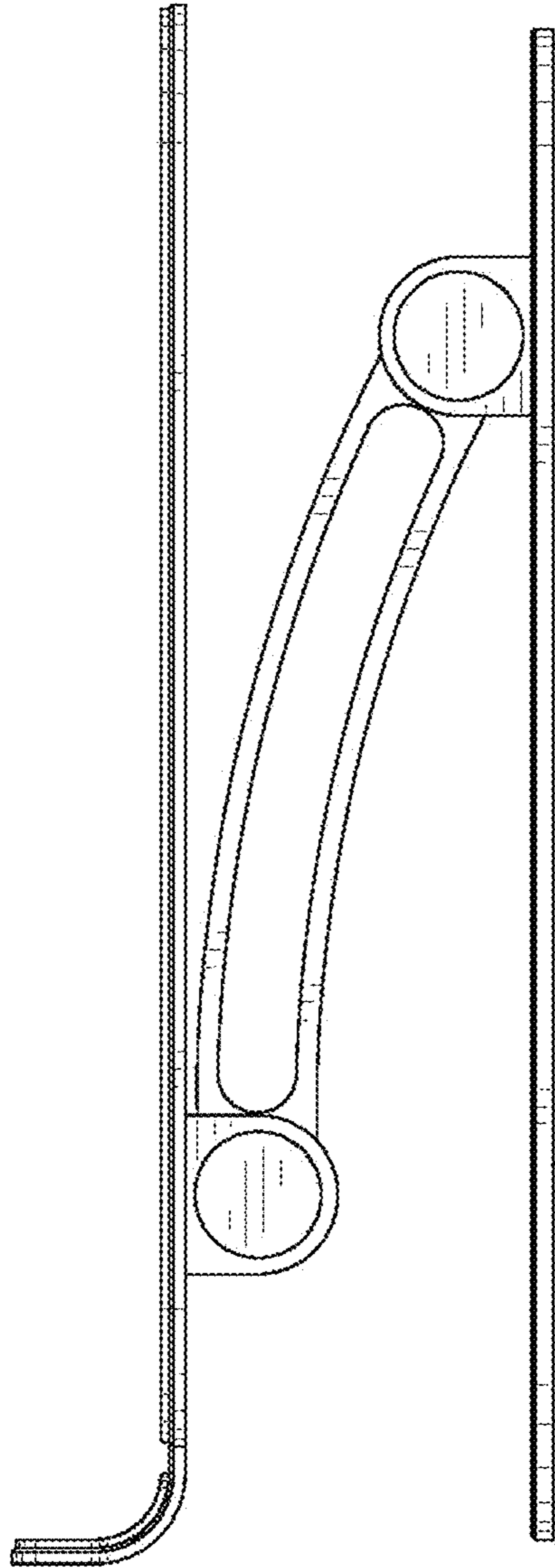


FIG.5

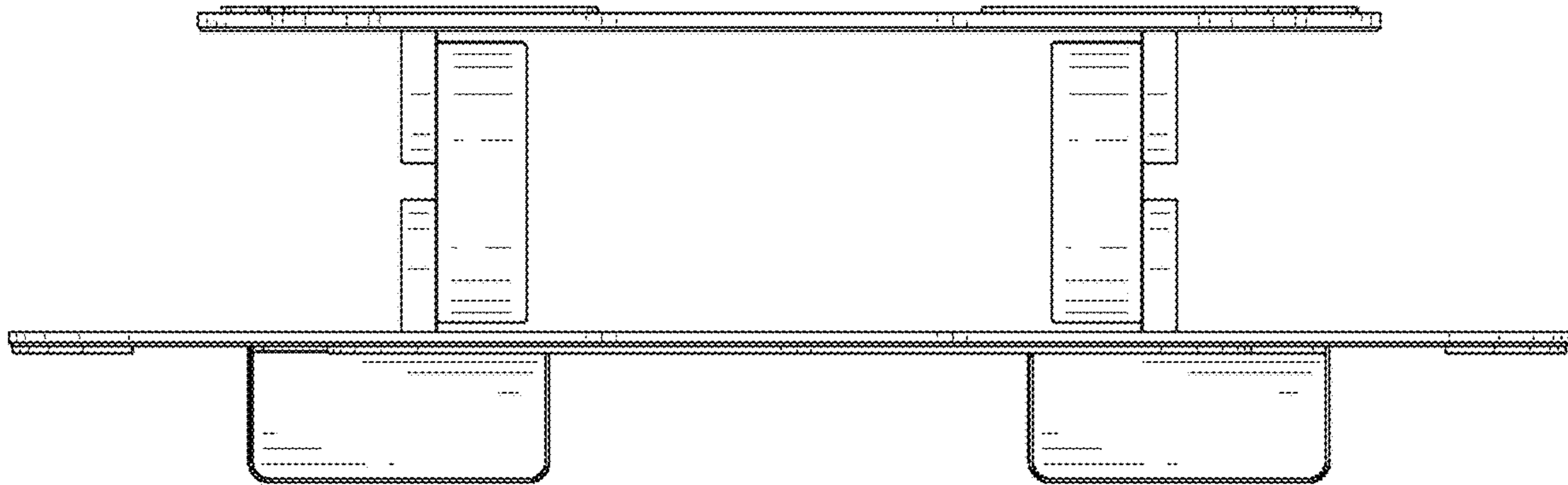


FIG.6

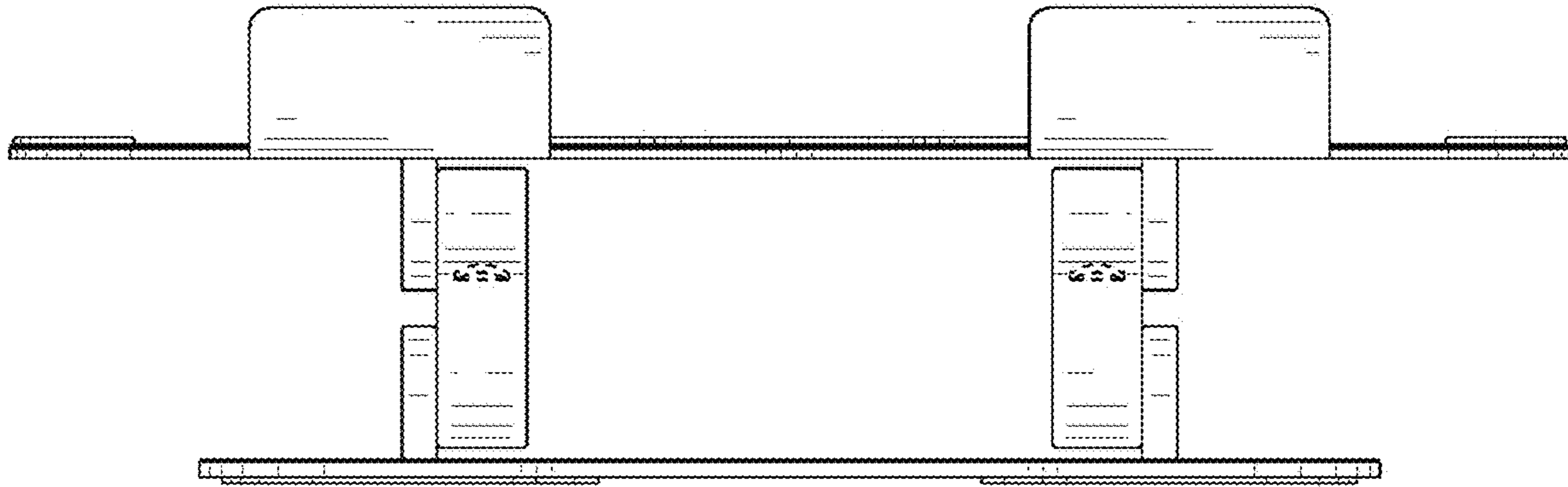


FIG.7



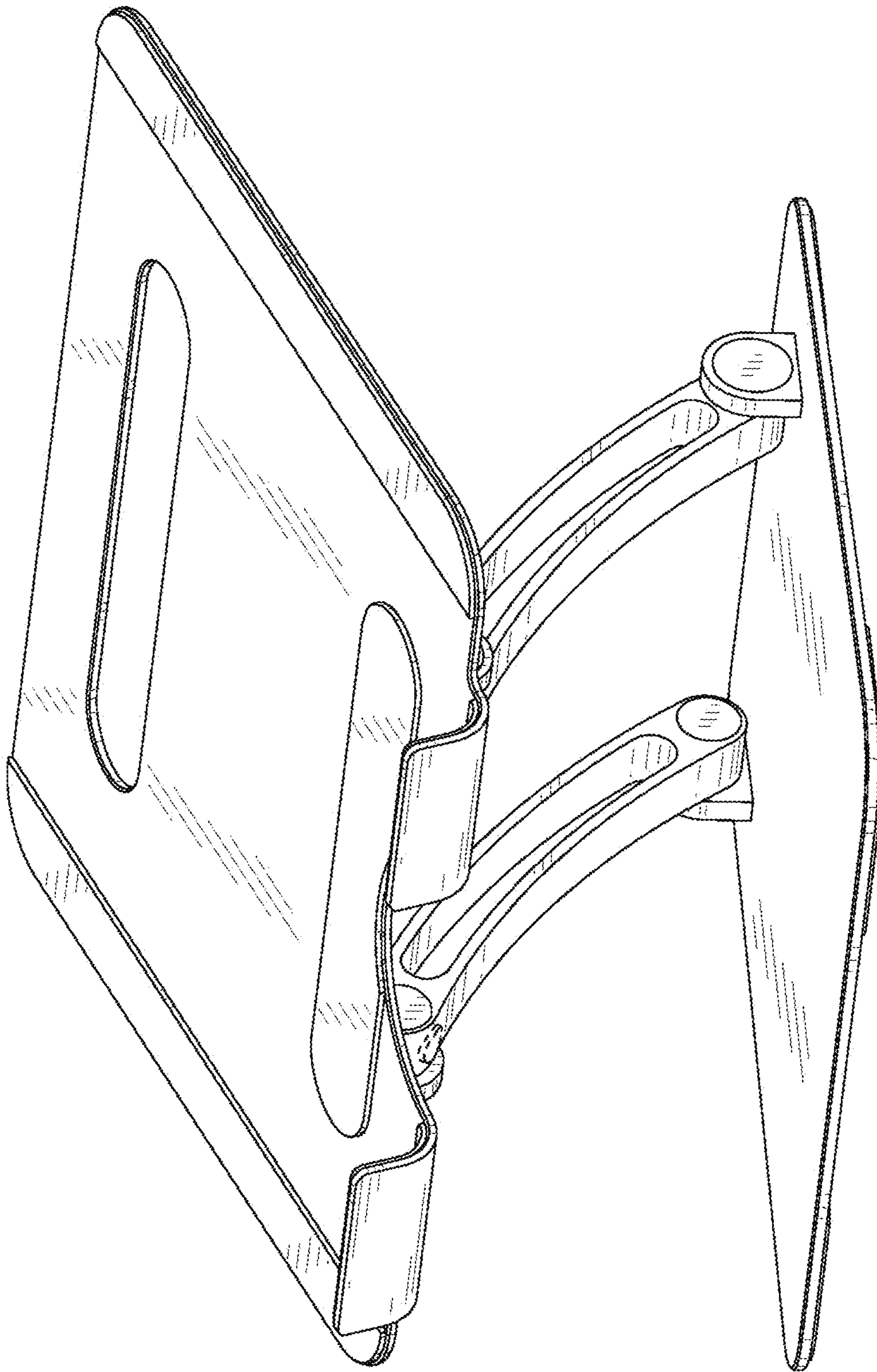


FIG.8