



US00D946000S

(12) **United States Design Patent**
Pan

(10) **Patent No.:** **US D946,000 S**
(45) **Date of Patent:** **** Mar. 15, 2022**

- (54) **HEADPHONE CASE**
- (71) Applicant: **Dong Jie Pan**, Shenzhen (CN)
- (72) Inventor: **Dong Jie Pan**, Shenzhen (CN)
- (**) Term: **15 Years**
- (21) Appl. No.: **29/781,042**
- (22) Filed: **Apr. 28, 2021**
- (51) **LOC (13) Cl.** **14-02**
- (52) **U.S. Cl.**
USPC **D14/440**
- (58) **Field of Classification Search**
USPC D14/440, 447, 250; 206/45.23, 320,
206/45.2; 361/679.55; 294/25; 224/218;
D3/294
CPC ... G06F 1/1628; G06F 1/1626; A47B 23/044;
H04B 1/3888
See application file for complete search history.

D774,760 S	12/2016	Martinetti	
D784,683 S *	4/2017	Stewart	D3/218
D864,971 S *	10/2019	Lee	D14/440
D881,179 S *	4/2020	Wright	D3/218
D883,657 S *	5/2020	Luo	D3/216
D893,170 S *	8/2020	Lee	D3/218
D904,415 S *	12/2020	Lee	D14/440
2007/0256946 A1 *	11/2007	Godshaw	B65D 43/16 206/320

* cited by examiner

Primary Examiner — Cynthia R Underwood

(57) **CLAIM**

The ornamental design for a headphone case, as shown and described.

DESCRIPTION

FIG. 1 is a perspective view of a headphone case showing my new design;
 FIG. 2 is another perspective view thereof;
 FIG. 3 is a front elevational view thereof;
 FIG. 4 is a rear elevational view thereof;
 FIG. 5 is a left side elevational view thereof;
 FIG. 6 is a right side elevational view thereof;
 FIG. 7 is a top plan view thereof; and,
 FIG. 8 is a bottom plan view thereof.
 The broken lines in the drawings depict portions of the headphone case that form no part of the claimed design.

1 Claim, 8 Drawing Sheets

(56) **References Cited**
 U.S. PATENT DOCUMENTS

D663,790 S *	7/2012	Williams	D21/606
D699,033 S *	2/2014	Welch	D3/217
D705,532 S	5/2014	Kolton	





FIG. 1




FIG. 2




FIG. 3

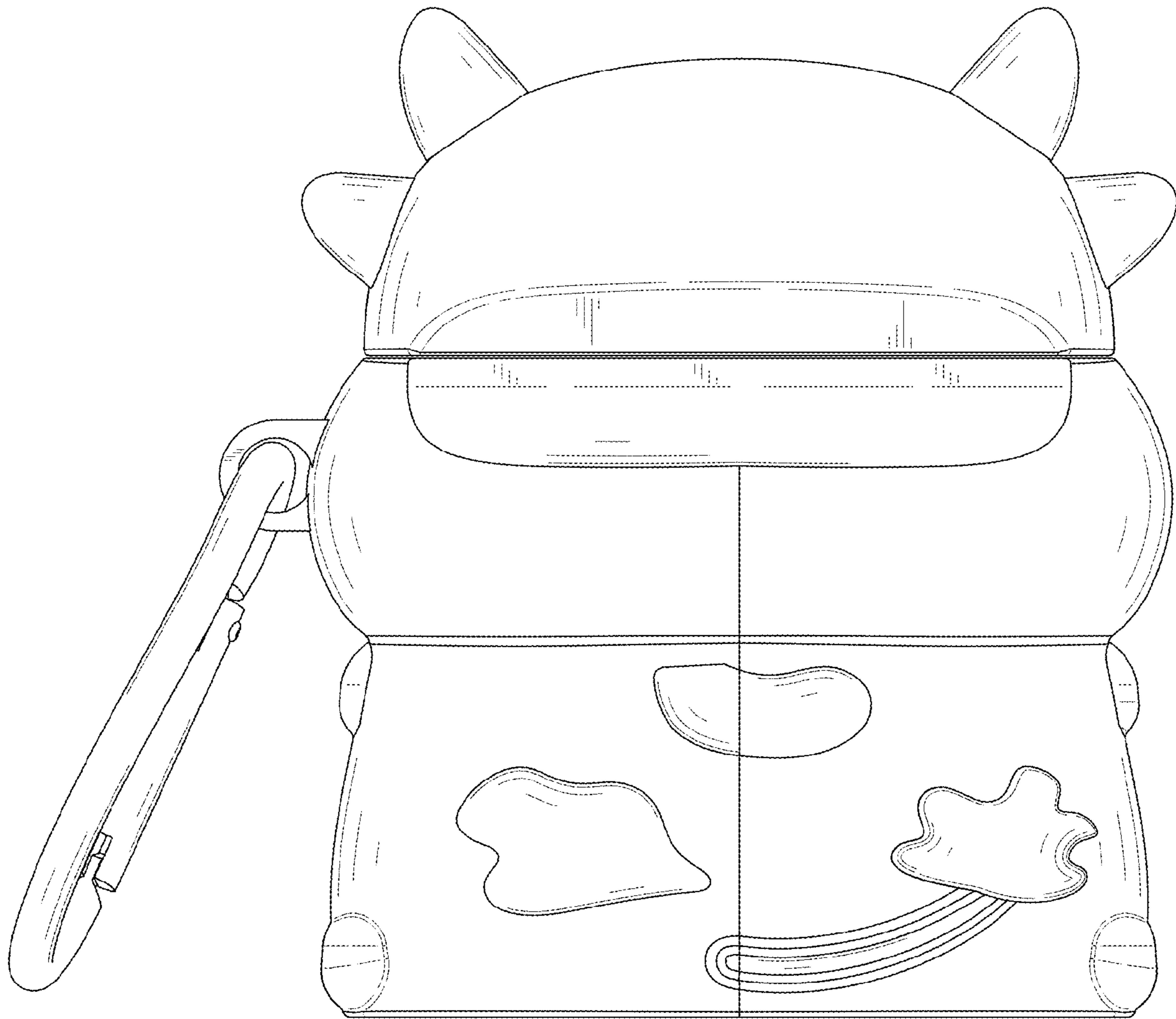


FIG. 4

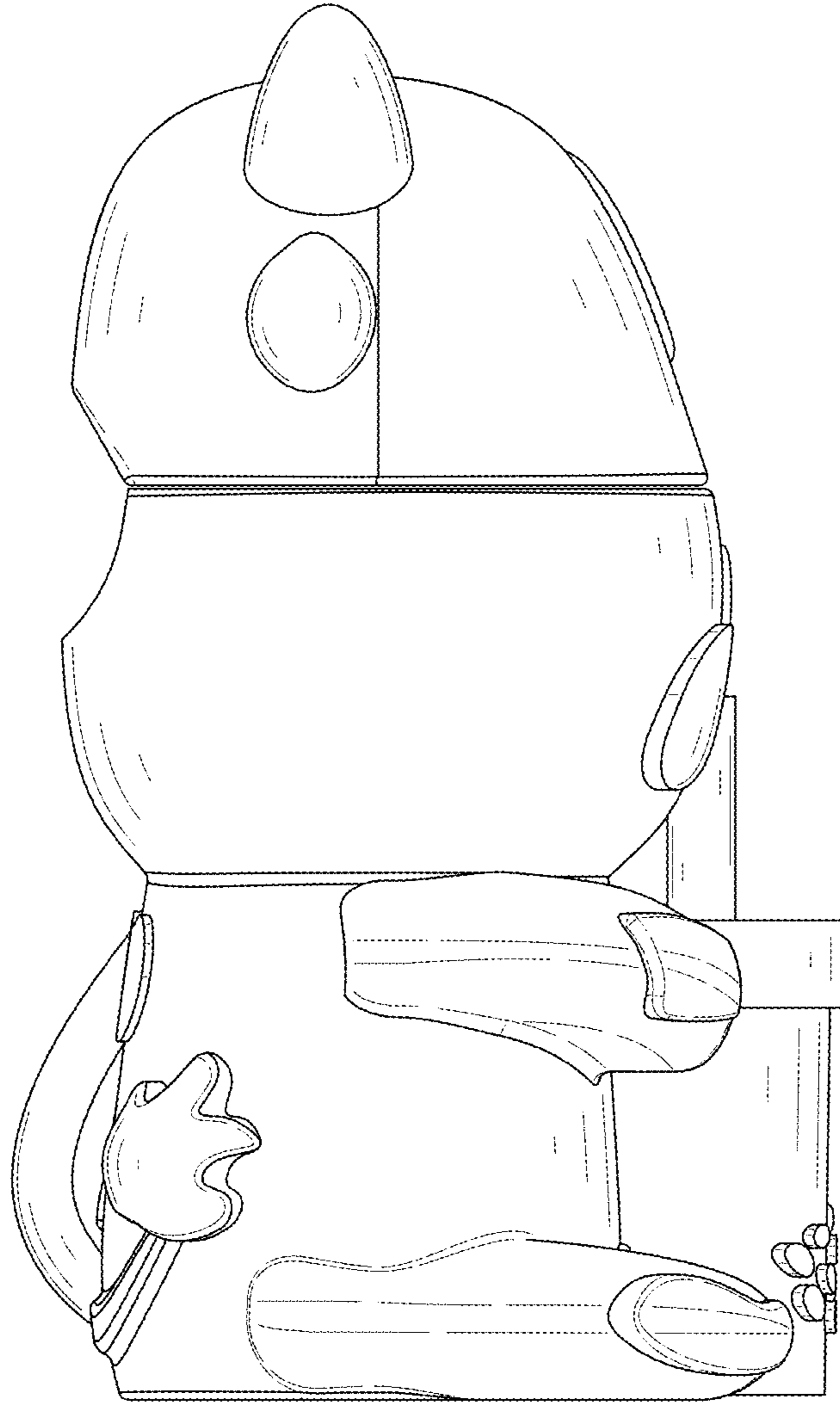


FIG. 5

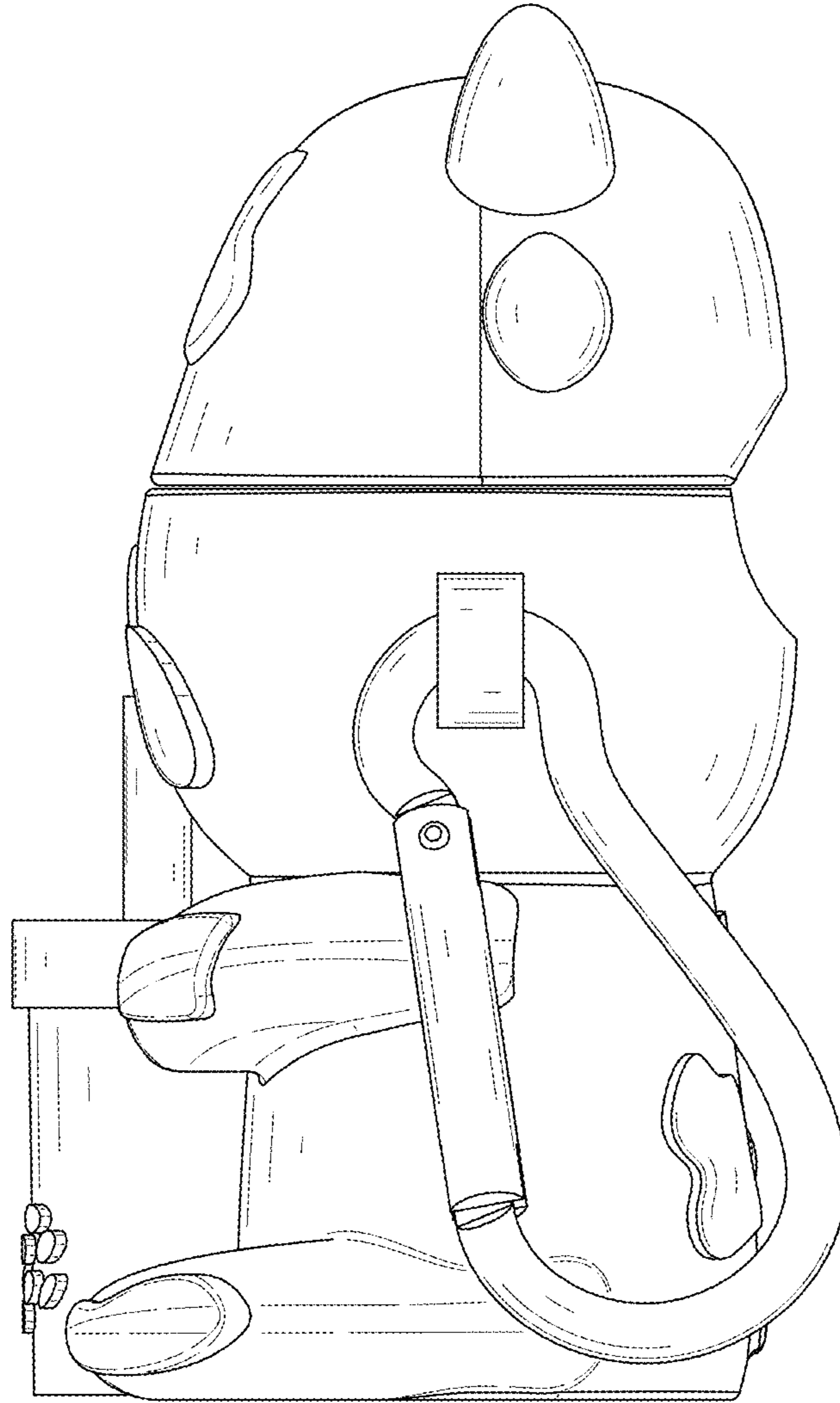


FIG. 6

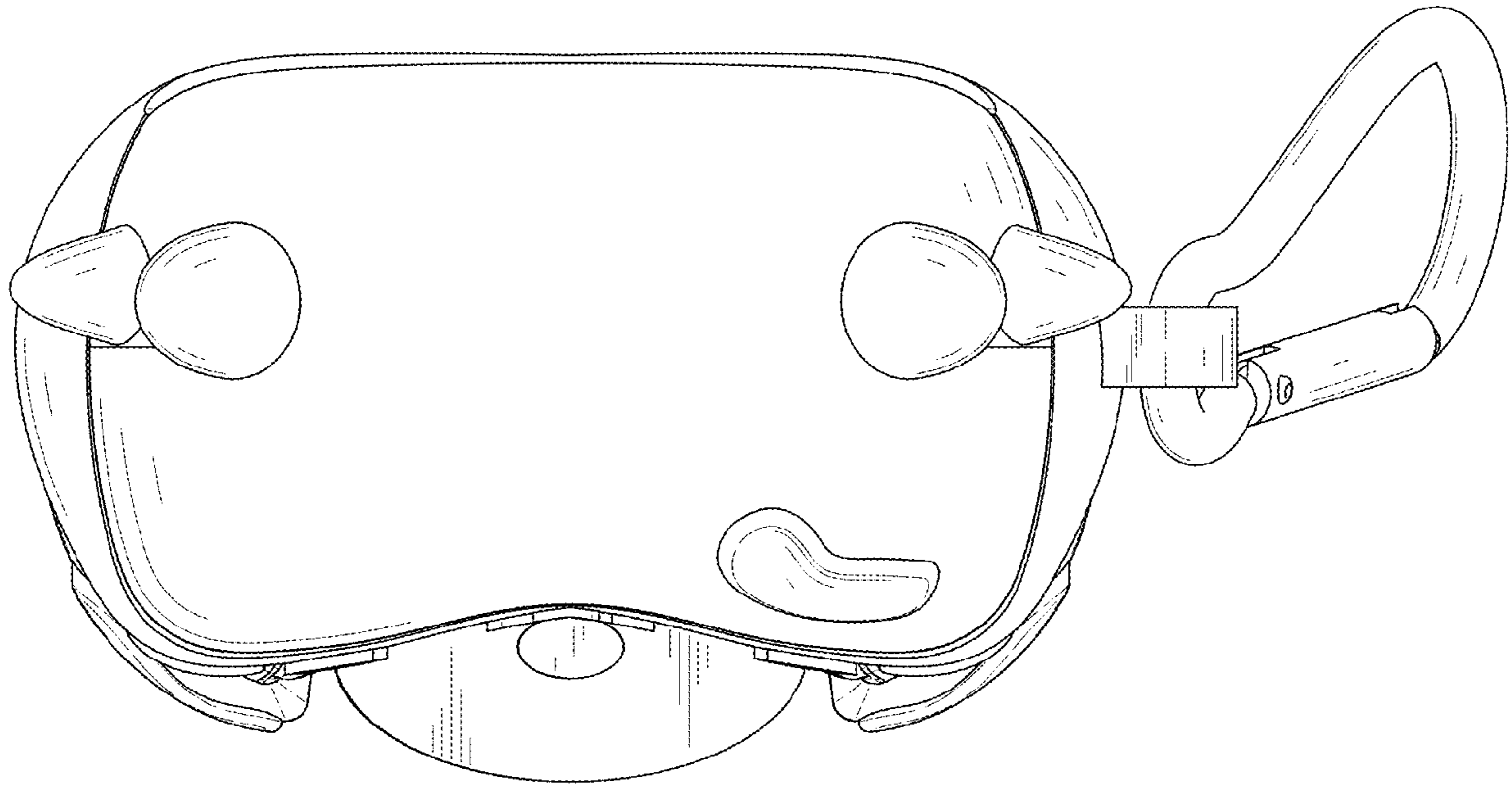


FIG. 7

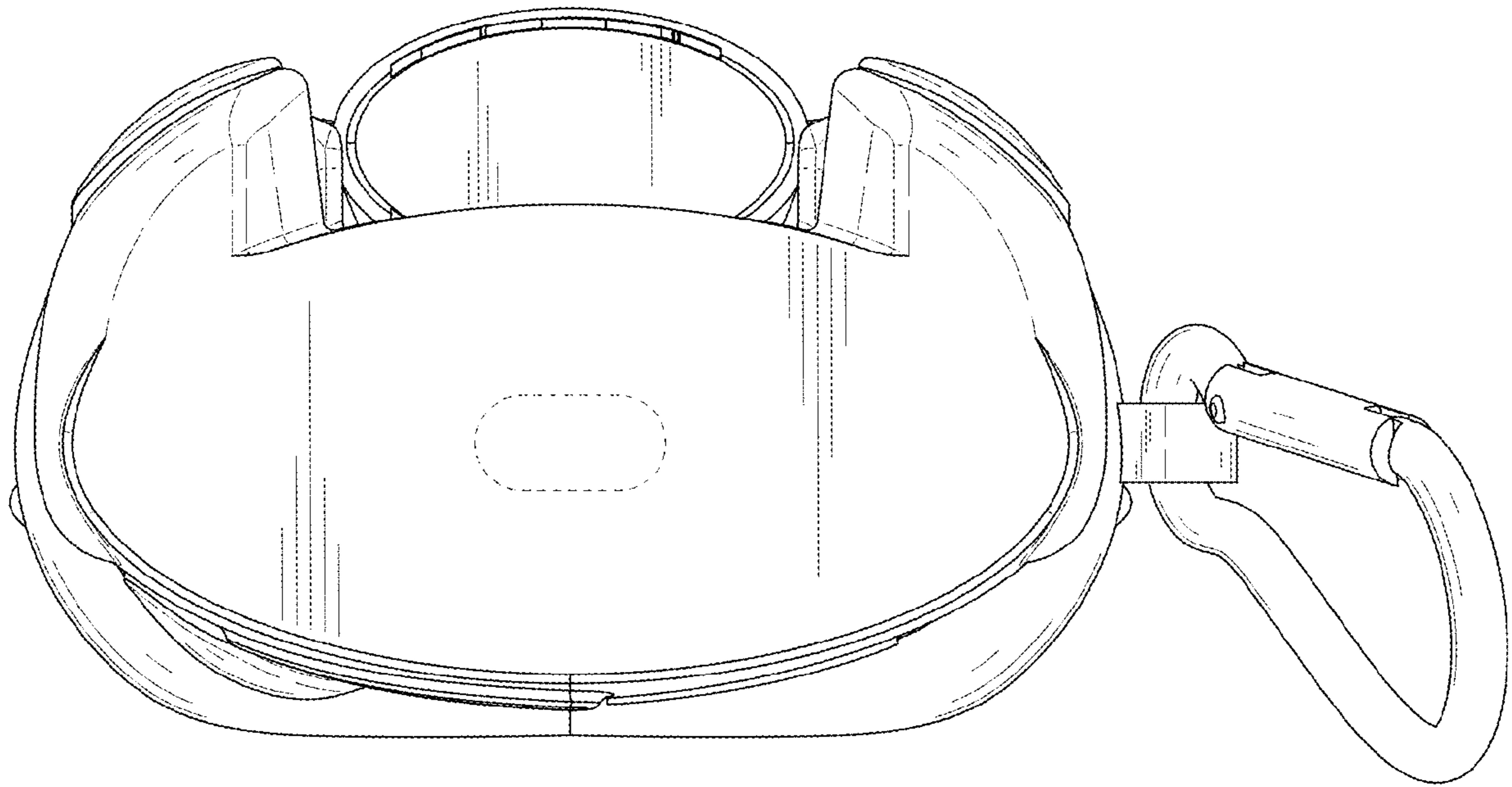


FIG. 8