



US00D945986S

(12) **United States Design Patent**
Scala

(10) **Patent No.:** **US D945,986 S**

(45) **Date of Patent:** **** Mar. 15, 2022**

(54) **NETWORK GATEWAY**

(71) Applicant: **Sagemcom Broadband SAS**,
Rueil-Malmaison (FR)

(72) Inventor: **Olivier Scala**, Rueil-Malmaison (FR)

(**) Term: **15 Years**

(21) Appl. No.: **35/510,467**

(22) Filed: **Sep. 16, 2020**

(80) **Hague Agreement Data**

Int. Filing Date: **Sep. 16, 2020**

Int. Reg. No.: **DM/210387**

Int. Reg. Date: **Sep. 16, 2020**

Int. Reg. Pub. Date: **Oct. 2, 2020**

(51) **LOC (13) Cl.** **14-03**

(52) **U.S. Cl.**
USPC **D14/242; D14/358**

(58) **Field of Classification Search**
USPC D14/137, 155, 240, 242, 357, 358, 433
CPC H04L 12/00; H04L 12/2863; H04L 25/14;
G05B 2219/15018
See application file for complete search history.

(56) **References Cited**

U.S. PATENT DOCUMENTS

D464,341 S *	10/2002	Tanaka	D14/242
D480,075 S *	9/2003	Tanaka	D14/242
D499,087 S *	11/2004	Peng	D14/240
D514,563 S *	2/2006	Kuramashi	D14/349
D621,391 S *	8/2010	Douglas	D14/240
D641,343 S *	7/2011	Kim	D14/240
D650,782 S *	12/2011	Hogan	D14/358
D662,920 S *	7/2012	Neu	D14/240
D667,007 S *	9/2012	Huang	D14/358

D697,901 S *	1/2014	Gao	D14/240
D707,666 S *	6/2014	Ting	D14/240
D749,065 S *	2/2016	Zetsu	D14/242
D752,564 S *	3/2016	Olivier	D14/242
D752,565 S *	3/2016	Olivier	D14/242
D783,583 S *	4/2017	Moon	D14/240
D814,462 S *	4/2018	Jang	D14/358
D816,648 S *	5/2018	Kwak	D14/240
D817,312 S *	5/2018	Lee	D14/240
D819,001 S *	5/2018	Lee	D14/240
D819,632 S *	6/2018	Lin	D14/358
D831,013 S *	10/2018	Jou	D14/242
D833,411 S *	11/2018	Castle	D14/155
D847,112 S *	4/2019	Castle	D14/155
D852,792 S *	7/2019	Seo	D14/240
D856,318 S *	8/2019	Ramones	D14/242
D862,436 S *	10/2019	Ramones	D14/242
D896,802 S *	9/2020	Ramones	D14/240

* cited by examiner

Primary Examiner — Mojtaba Tehrani

(57) **CLAIM**

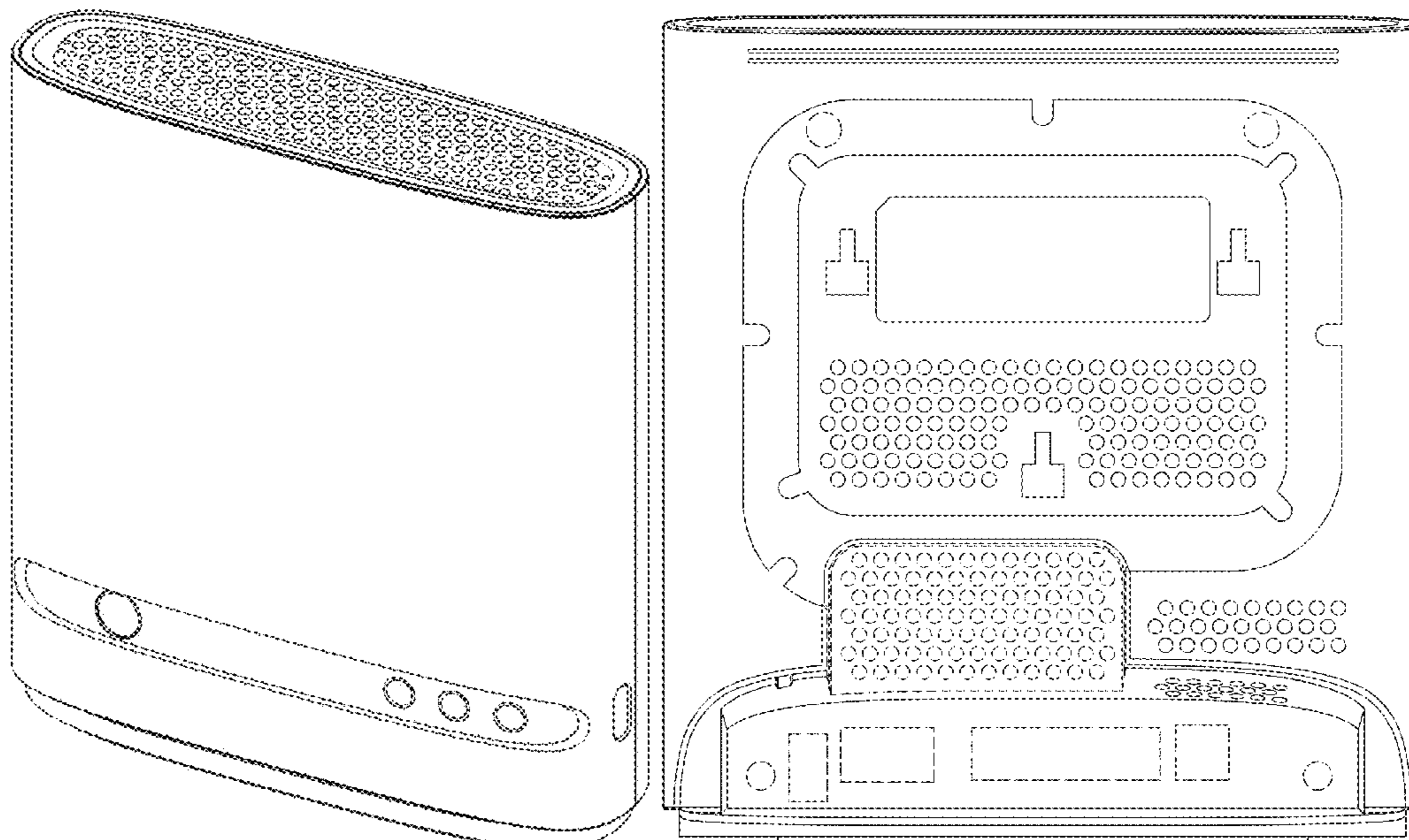
The ornamental design for a network gateway, as shown and described.

DESCRIPTION

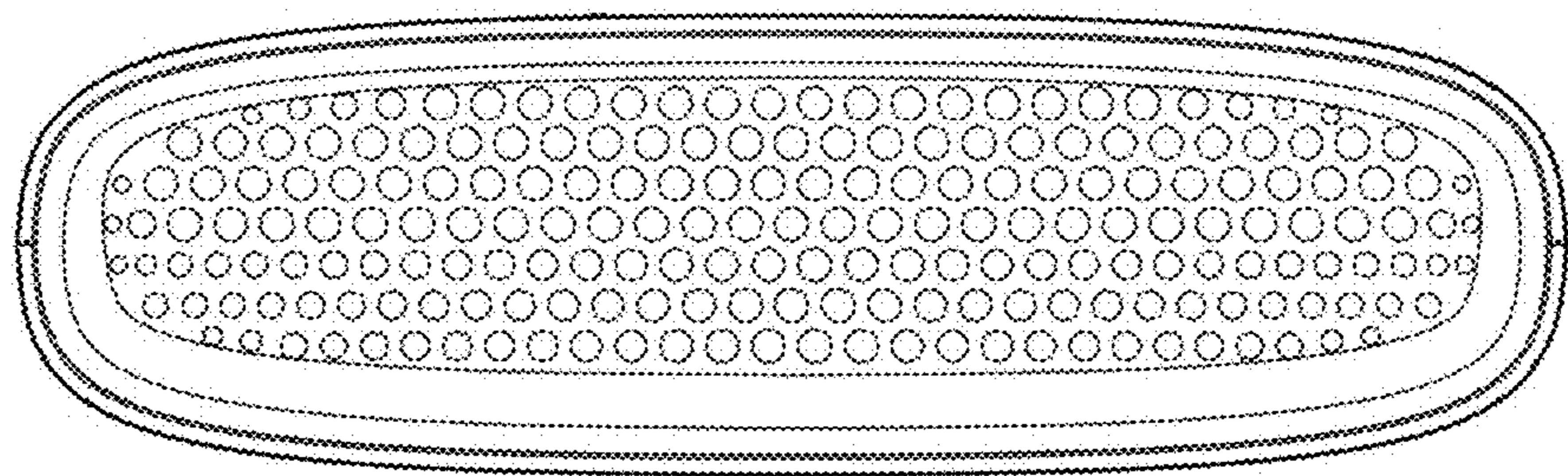
- 1. Network gateway
- 1.1 : Top
- 1.2 : Front
- 1.3 : Right
- 1.4 : Perspective
- 1.5 : Left
- 1.6 : Bottom
- 1.7 : Back

The broken lines in the drawings disclose unclaimed portions of the network gateway only and form no part of the claimed design.


1 Claim, 6 Drawing Sheets




1.1



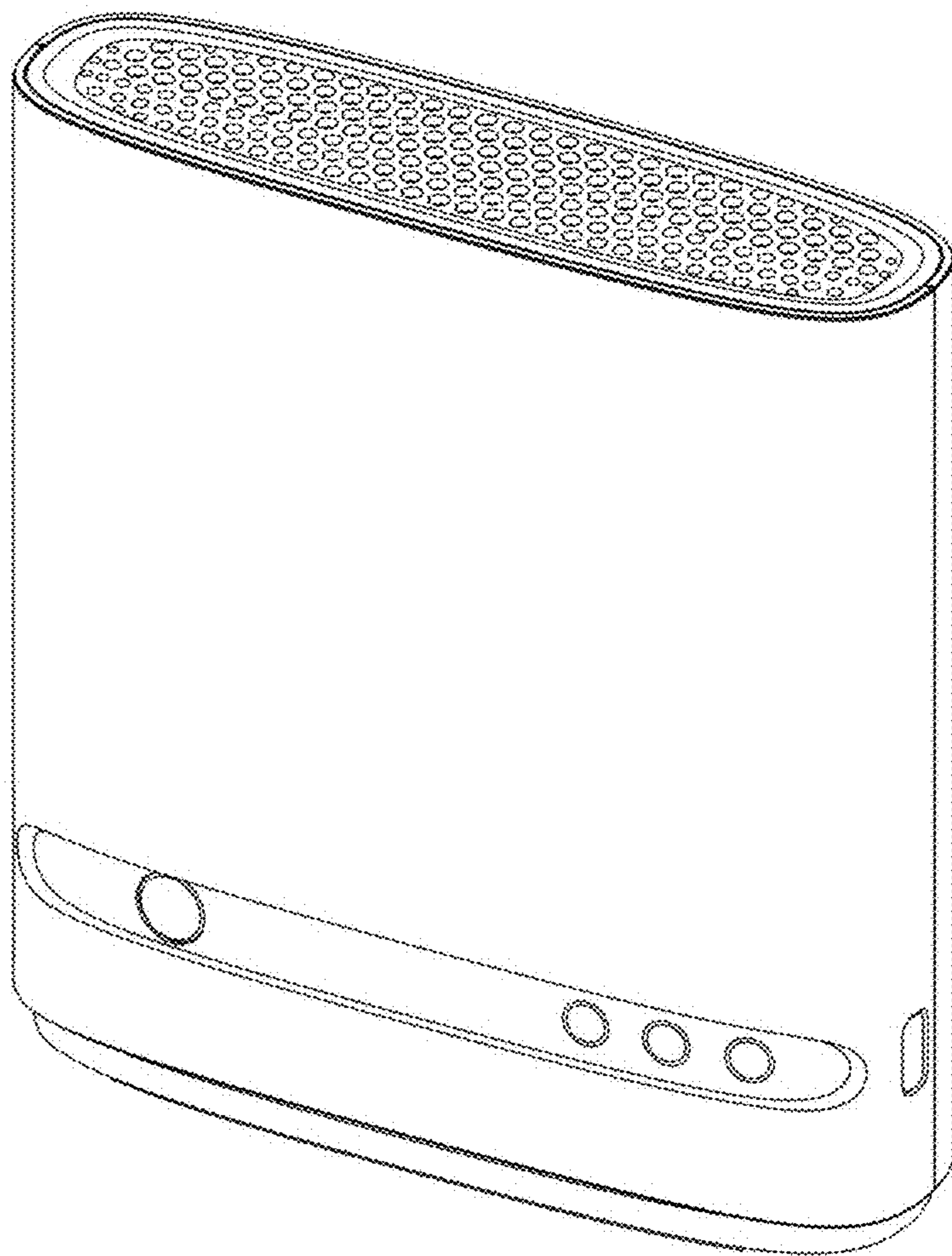
1.2



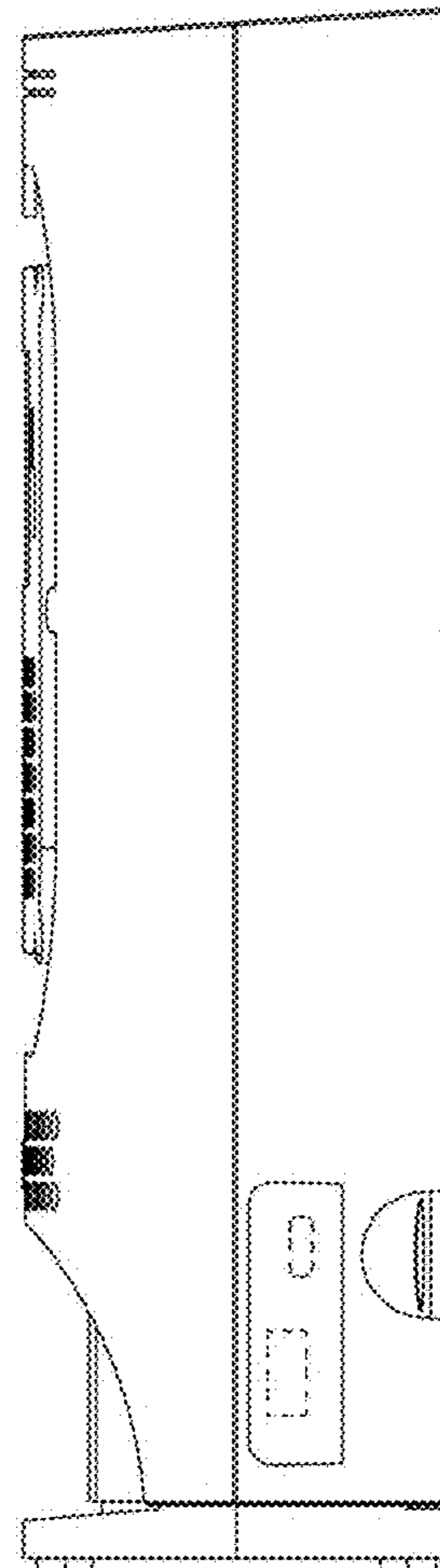
1.3

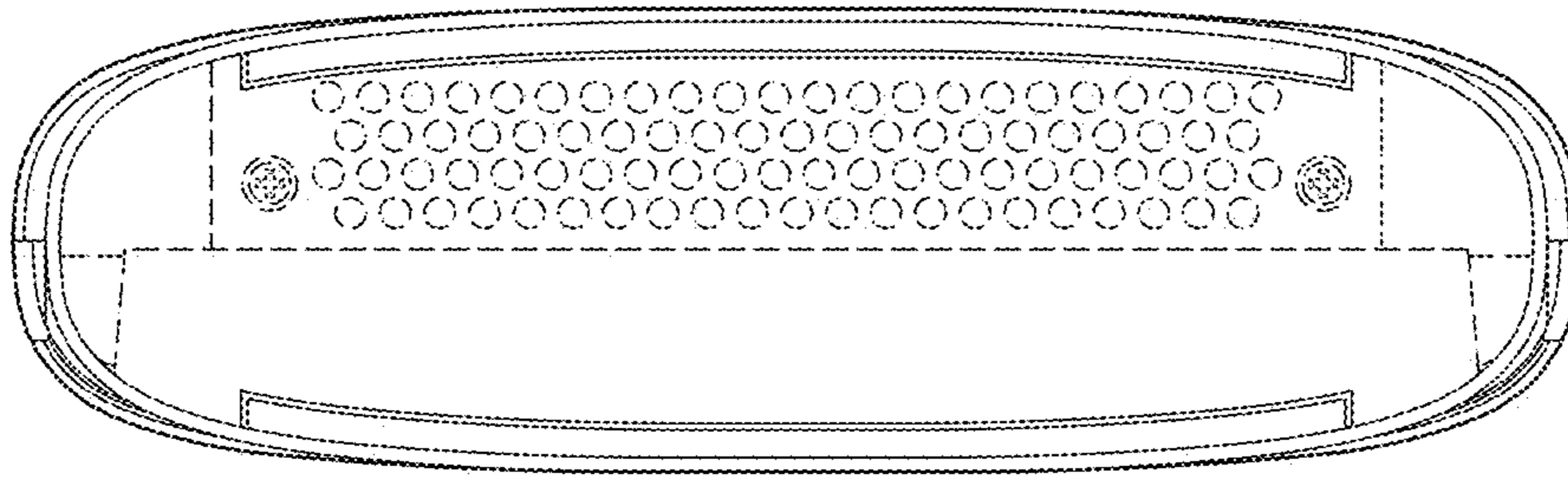


1.4

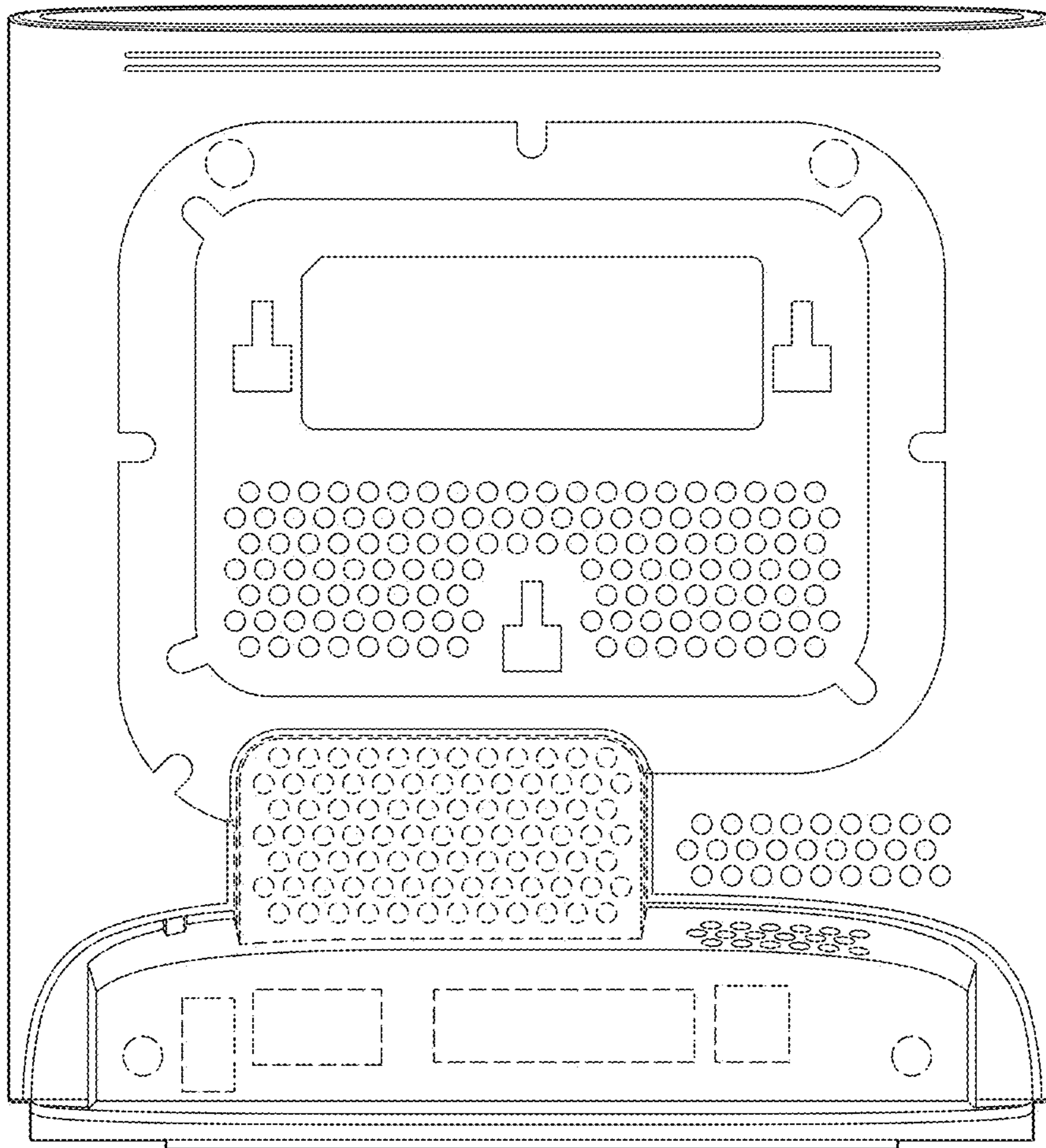


1.5





1.6



1.7