

US00D945980S

(12) **United States Design Patent**
King

(10) **Patent No.:** **US D945,980 S**
(45) **Date of Patent:** **** Mar. 15, 2022**

(54) **EARMUFF**

FOREIGN PATENT DOCUMENTS

(71) Applicant: **Restorear Devices, LLC**, Kirkland, WA (US)

EM 0069343345-0001 * 9/2019
EM 008465173-0002 * 3/2021

(Continued)

(72) Inventor: **Curtis S. King**, Kirkland, WA (US)

Primary Examiner — Paula Allen Greene

(73) Assignee: **Restorear Devices, LLC**, Kirkland, WA (US)

(74) *Attorney, Agent, or Firm* — Brian C. Trask

(**) Term: **15 Years**

(57) **CLAIM**

(21) Appl. No.: **29/724,273**

The ornamental design for an earmuff, as shown and described.

(22) Filed: **Feb. 13, 2020**

(51) **LOC (13) Cl.** **14-01**

(52) **U.S. Cl.**
USPC **D14/205**

(58) **Field of Classification Search**

USPC D14/206, 226, 205, 168, 225, 188, 192;
D29/112; 2/209; 381/380, 381, 74, 374,
381/370; 455/90.3, 575.1, 569.1
CPC H04R 25/00; H04R 25/02; H04R 1/1066;
H04R 1/1016; H04R 5/033; H04R
5/0335; H04R 1/10; H04R 1/1091; H04R
19/04

See application file for complete search history.

DESCRIPTION

FIG. 1 is a perspective view of my ornamental design; FIG. 2 is a right side view of the embodiment in FIG. 1; FIG. 3 is a left side view of the embodiment in FIG. 1; FIG. 4 is a front view of the embodiment in FIG. 1; FIG. 5 is a rear view of the embodiment in FIG. 1; FIG. 6 is a top view of the embodiment in FIG. 1; FIG. 7 is a bottom view of the embodiment in FIG. 1; FIG. 8 is an isometric view of the embodiment in FIG. 1, installed on a human head; FIG. 9 is a side view of the embodiment in FIG. 1, installed on a human head; FIG. 10 is a top view of the embodiment in FIG. 1, installed on a human head; and, FIG. 11 is a front view of the embodiment in FIG. 1, installed on a human head. The broken lines of the human form in FIGS. 8 through 11 are directed to environment. The broken lines to the cord in FIGS. 1 through 9 and 11, the electronic device in FIG. 1 and the vent apertures with internal elements visible there-through in FIGS. 1 through 3, 5, 8, and 9 are included for the purpose of illustrating unclaimed features of the claimed design; the broken lines form no part of the claimed design.

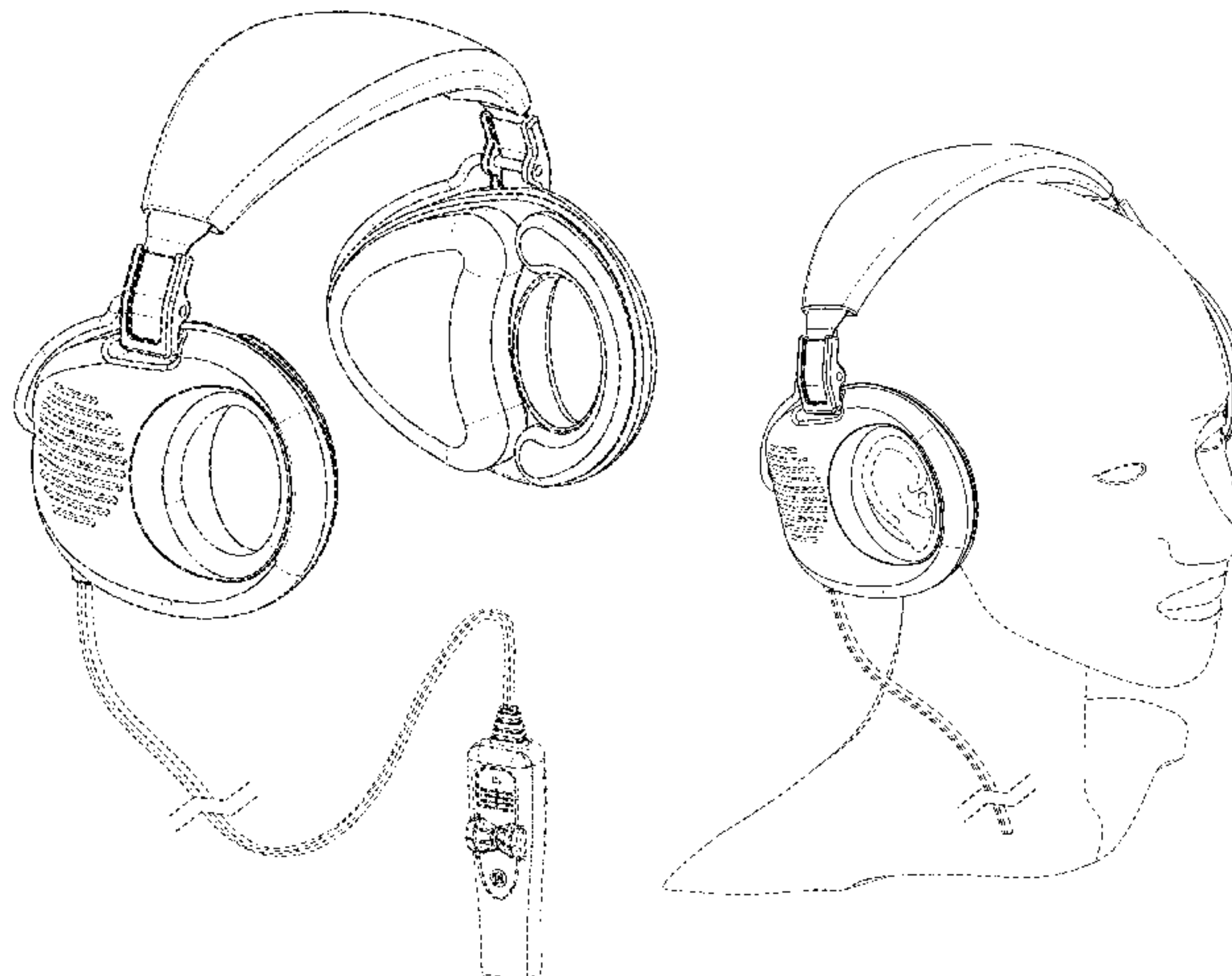
(56) **References Cited**

U.S. PATENT DOCUMENTS

D244,037 S * 4/1977 Warner D14/205
4,057,124 A * 11/1977 Braden H04R 1/086
181/242
D254,910 S * 5/1980 Lung D14/168
D255,569 S * 6/1980 Lung D14/168
D266,417 S * 10/1982 Perez D14/165
4,821,318 A * 4/1989 Wu H04M 1/05
379/430
D302,429 S * 7/1989 Leer D14/137
4,864,619 A * 9/1989 Spates H04R 1/10
381/309
D315,561 S * 3/1991 Miller D14/192
5,023,955 A * 6/1991 Murphy, II A61F 11/14
181/129

(Continued)

1 Claim, 11 Drawing Sheets



(56)

References Cited

U.S. PATENT DOCUMENTS

D324,385 S * 3/1992 Yoda D14/192
 D345,981 S * 4/1994 Burke D14/206
 D422,206 S * 4/2000 Clark D14/219
 6,363,158 B1 * 3/2002 Lu H04M 1/05
 381/374
 D456,384 S * 4/2002 Ng D14/192
 D458,248 S * 6/2002 Davies D14/206
 6,728,556 B1 * 4/2004 Whitley A45F 5/00
 455/575.1
 6,735,784 B2 * 5/2004 Isom A61F 11/14
 2/209
 D504,883 S * 5/2005 Jacobson D14/192
 6,898,448 B2 * 5/2005 Liao H04M 1/05
 381/151
 D545,001 S * 6/2007 Le Gette D29/112
 7,720,246 B2 * 5/2010 Wang H04R 5/0335
 381/383
 D636,377 S * 4/2011 Morisawa D14/205
 D652,021 S * 1/2012 Miyawaki D14/216
 D652,022 S * 1/2012 Miyawaki D14/216
 D663,286 S * 7/2012 Morisawa D14/205
 8,320,602 B2 * 11/2012 Liu H04R 1/1066
 381/381
 8,363,877 B2 * 1/2013 Morisawa H04R 5/0335
 381/383
 8,443,467 B2 * 5/2013 Chiang A61F 11/06
 2/209
 D684,728 S * 6/2013 Siklosi D29/112
 D717,291 S * 11/2014 Klein D14/225

D727,281 S * 4/2015 Levine D14/205
 D736,175 S * 8/2015 Levine D14/205
 D740,256 S * 10/2015 Carr D14/206
 D746,790 S * 1/2016 Strasberg D14/205
 D748,609 S * 2/2016 Miller D14/225
 D752,017 S * 3/2016 Daniel D14/205
 D762,191 S * 7/2016 Levine D14/205
 D766,870 S * 9/2016 Catalano D14/205
 10,080,076 B2 * 9/2018 Karasawa H04R 1/1008
 D841,616 S * 2/2019 Bian D14/205
 D868,030 S * 11/2019 Chong D14/206
 D877,717 S * 3/2020 Navid D14/206
 D890,129 S * 7/2020 Liu D14/206
 D902,177 S * 11/2020 Zhang D14/206
 D905,055 S * 12/2020 Shao D14/372
 D910,594 S * 2/2021 Chen D14/206
 D936,632 S * 11/2021 Zhong D14/205
 2005/0034218 A1 * 2/2005 Le Gette A61F 11/14
 2/209
 2005/0238189 A1 * 10/2005 Tsai H04R 1/1075
 381/309
 2006/0090246 A1 * 5/2006 Cozens H04R 1/1066
 2/209
 2011/0116674 A1 * 5/2011 Asakura H04R 1/1066
 381/378

FOREIGN PATENT DOCUMENTS

EM 008591523-0001 * 6/2021
 EM 008634927-0001 * 7/2021
 EM 008731046-0001 * 10/2021

* cited by examiner

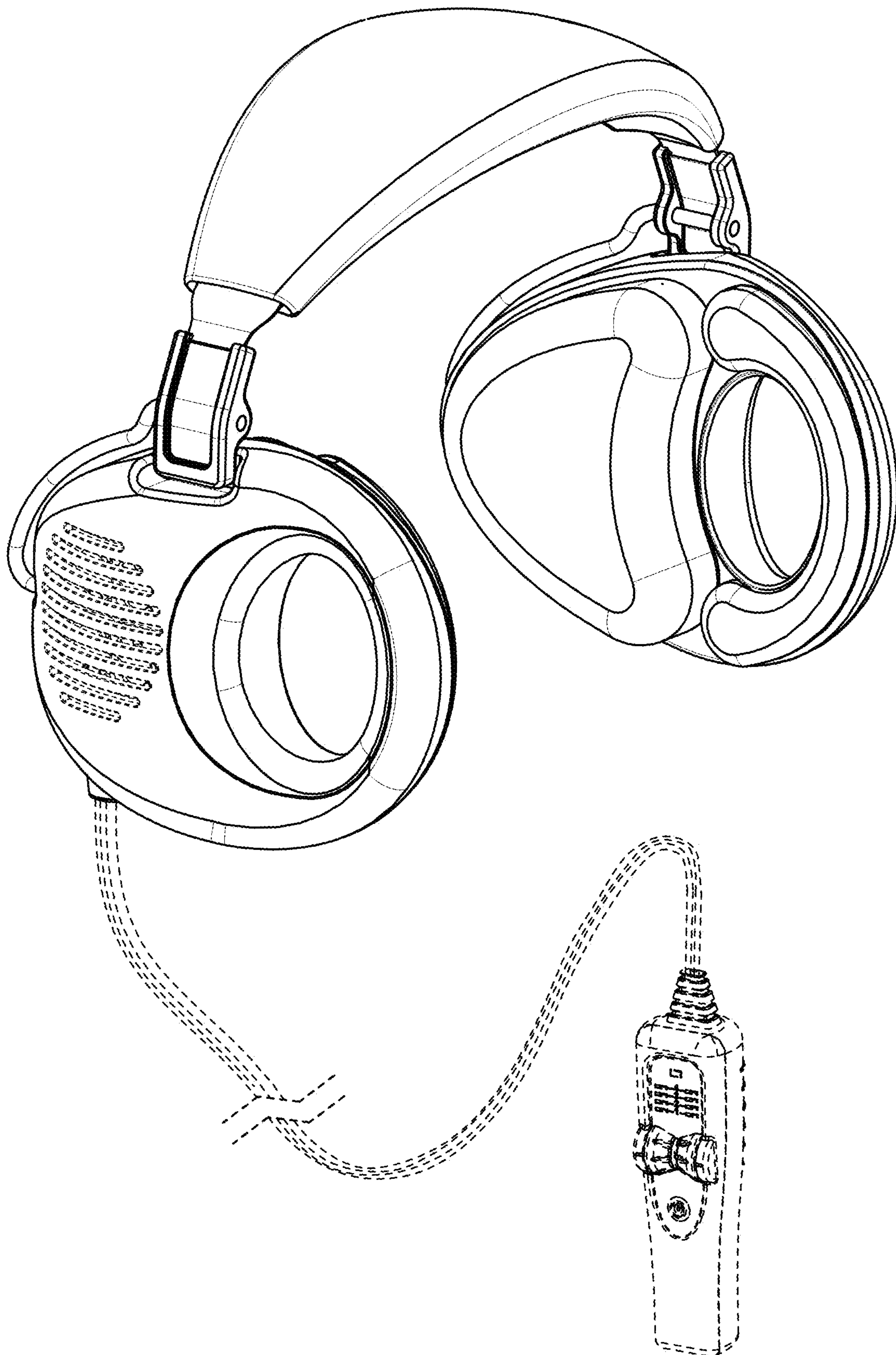


FIG. 1

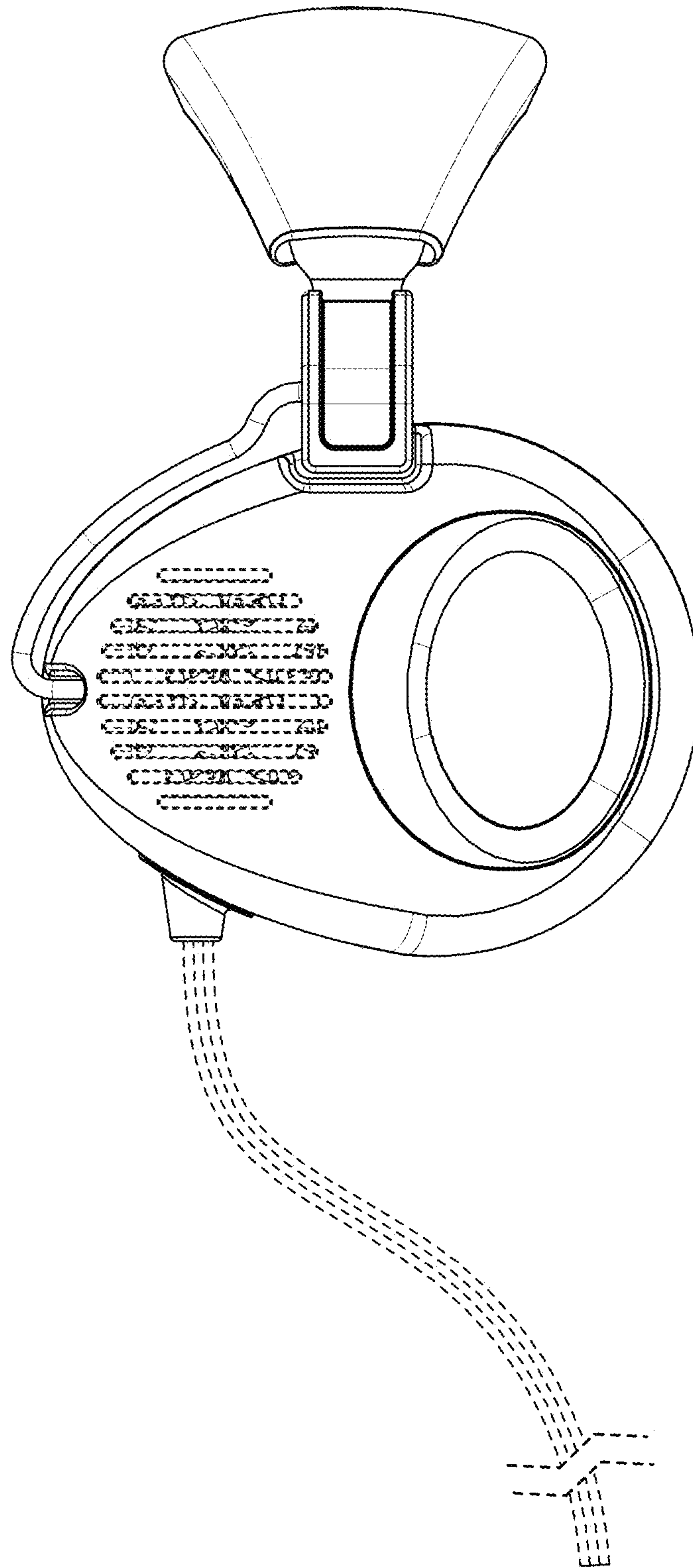


FIG. 2

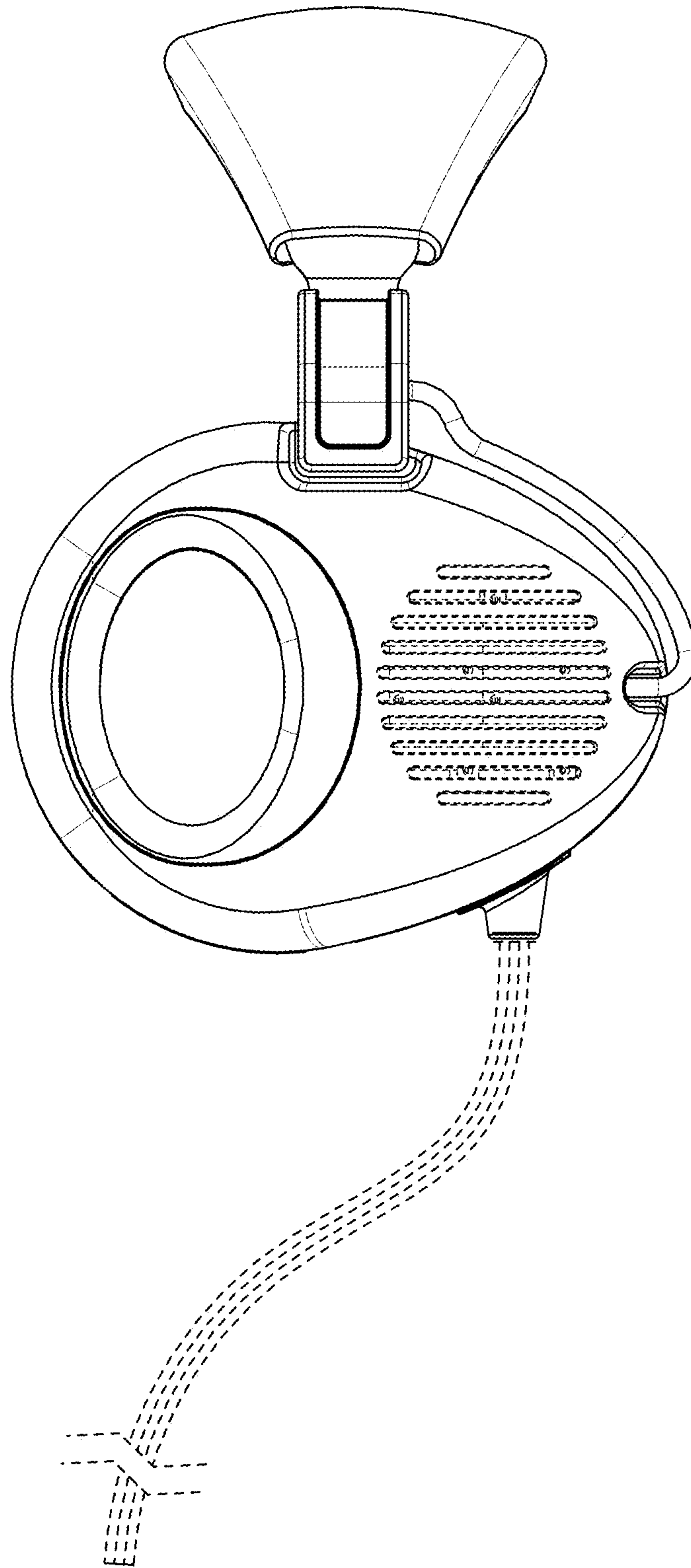


FIG. 3

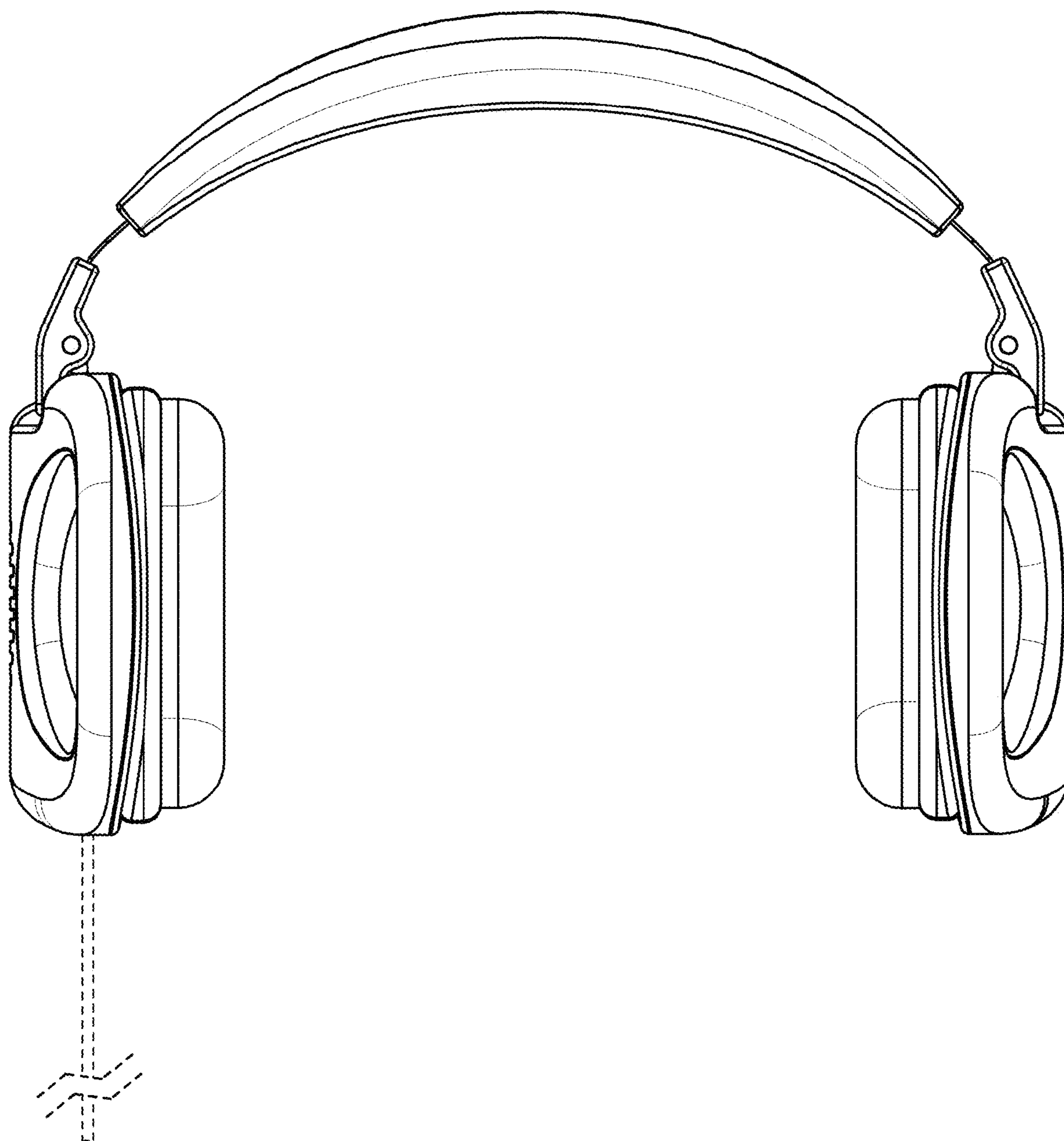


FIG. 4

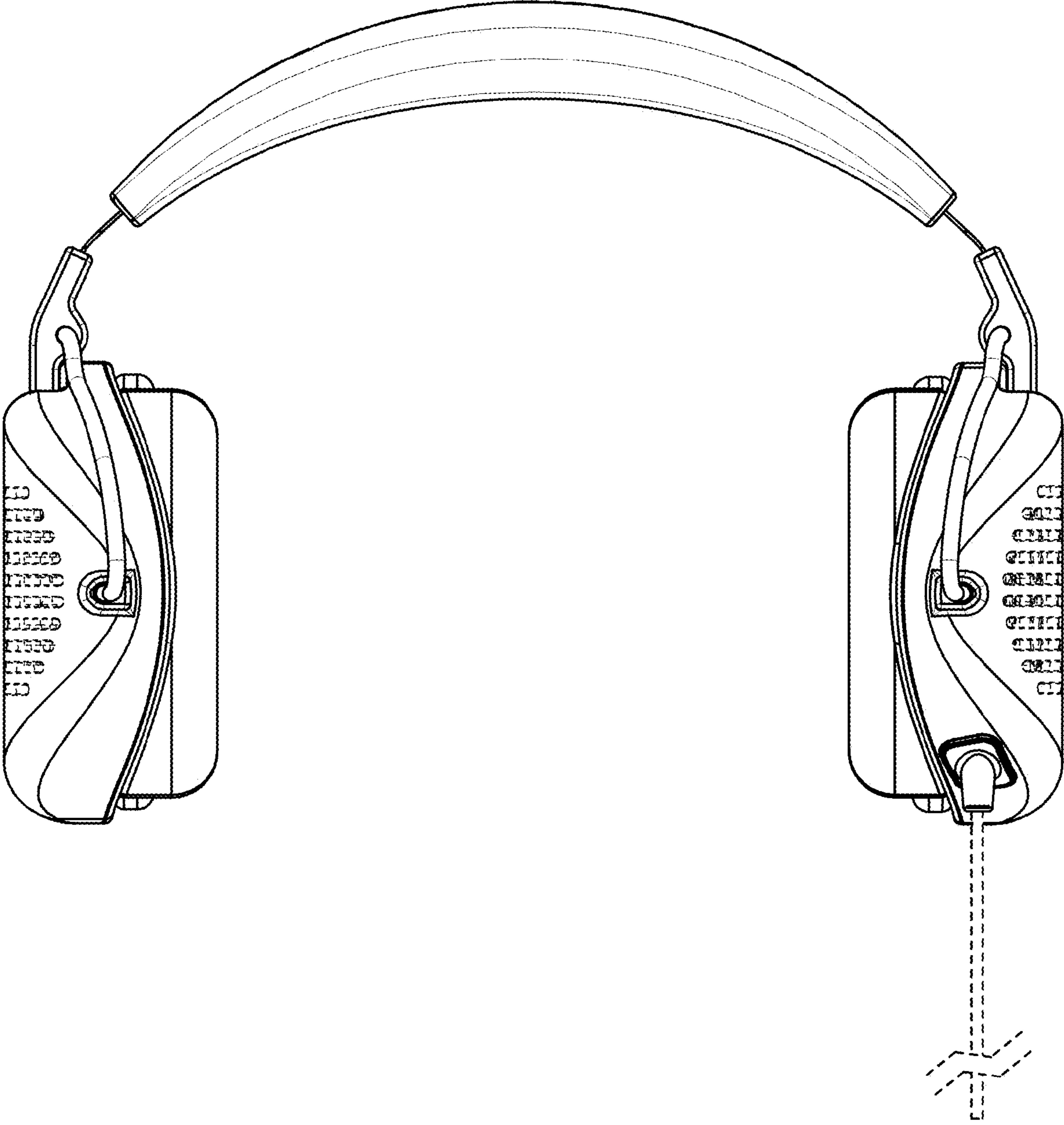


FIG. 5

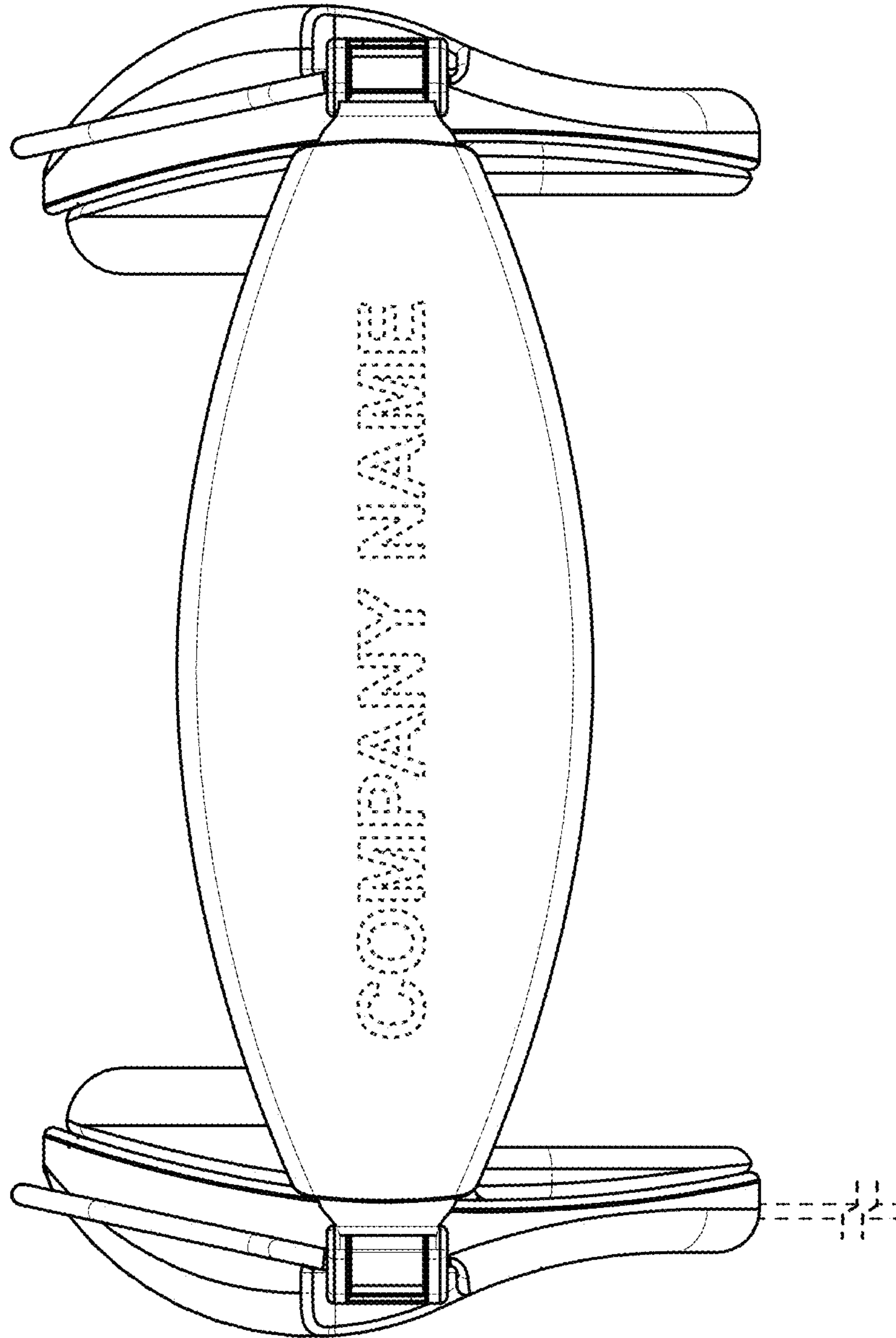


FIG. 6

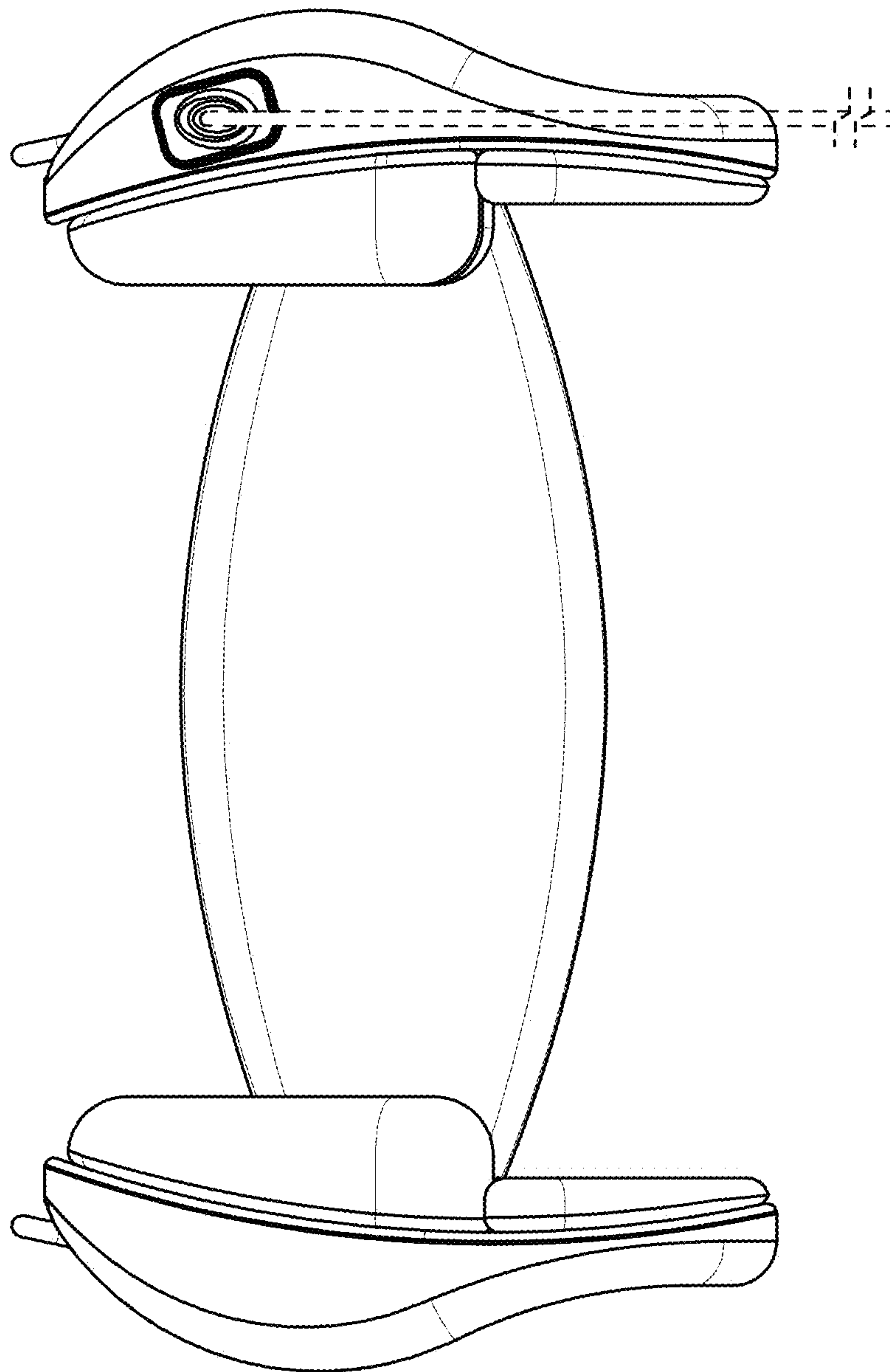


FIG. 7

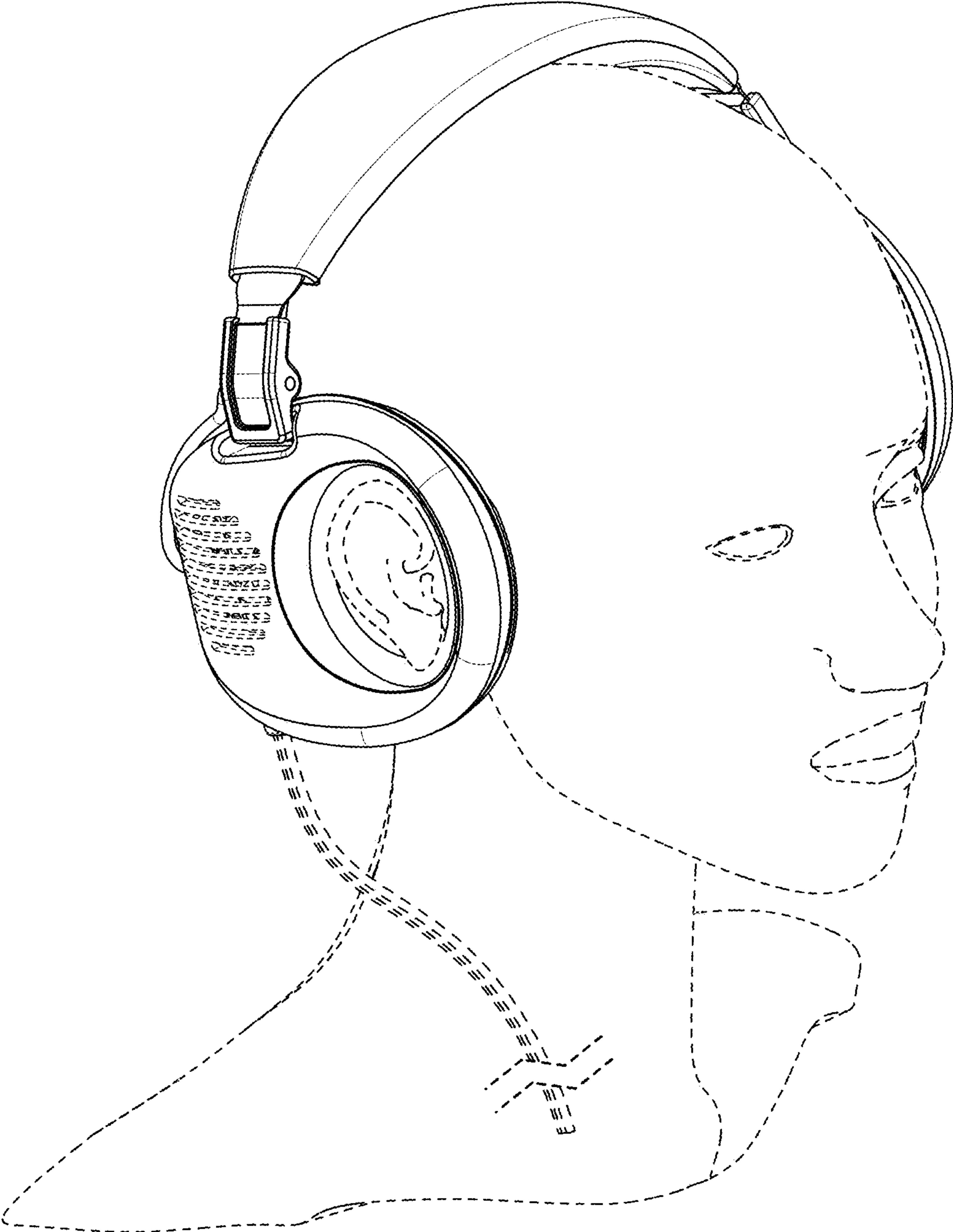


FIG. 8

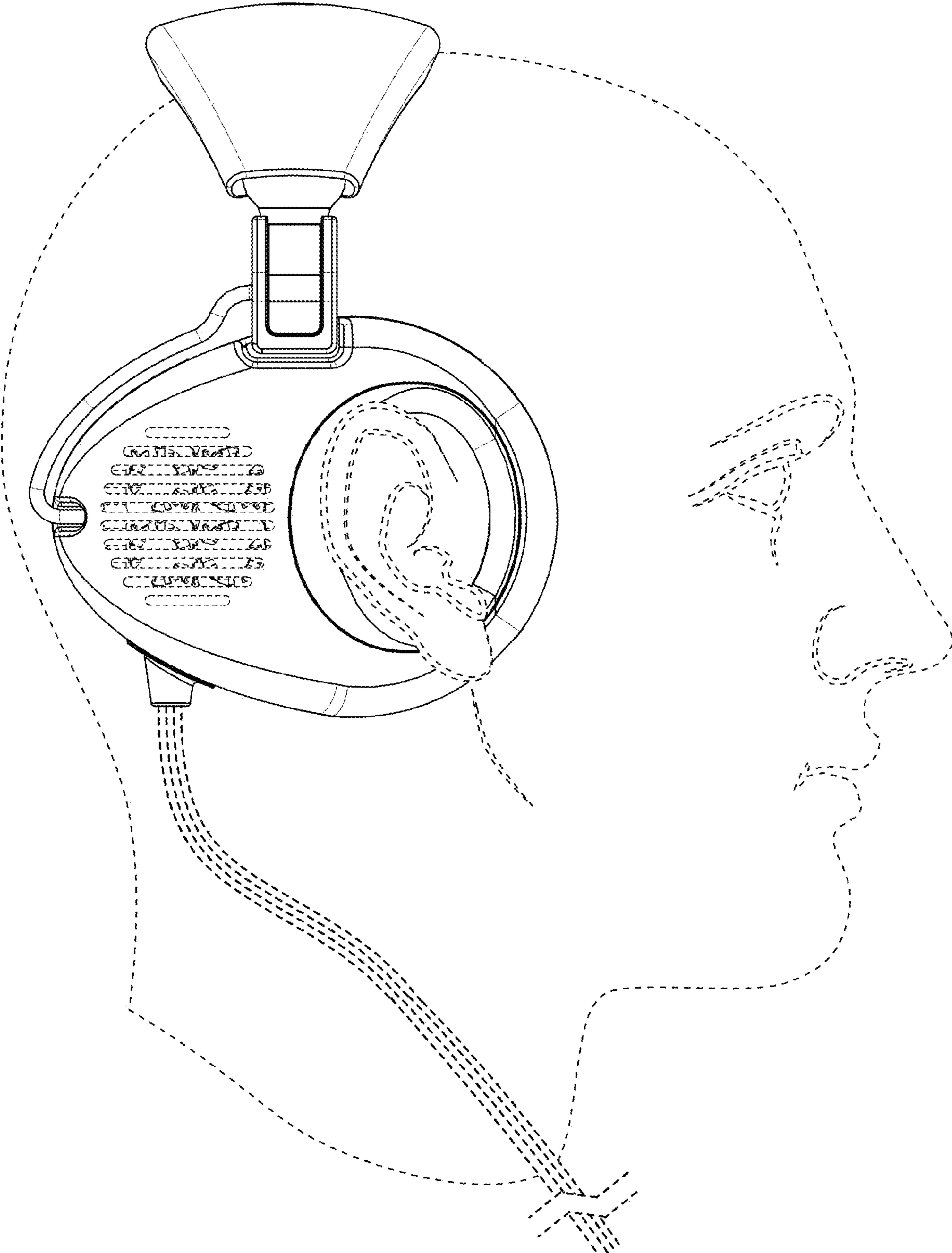


FIG. 9

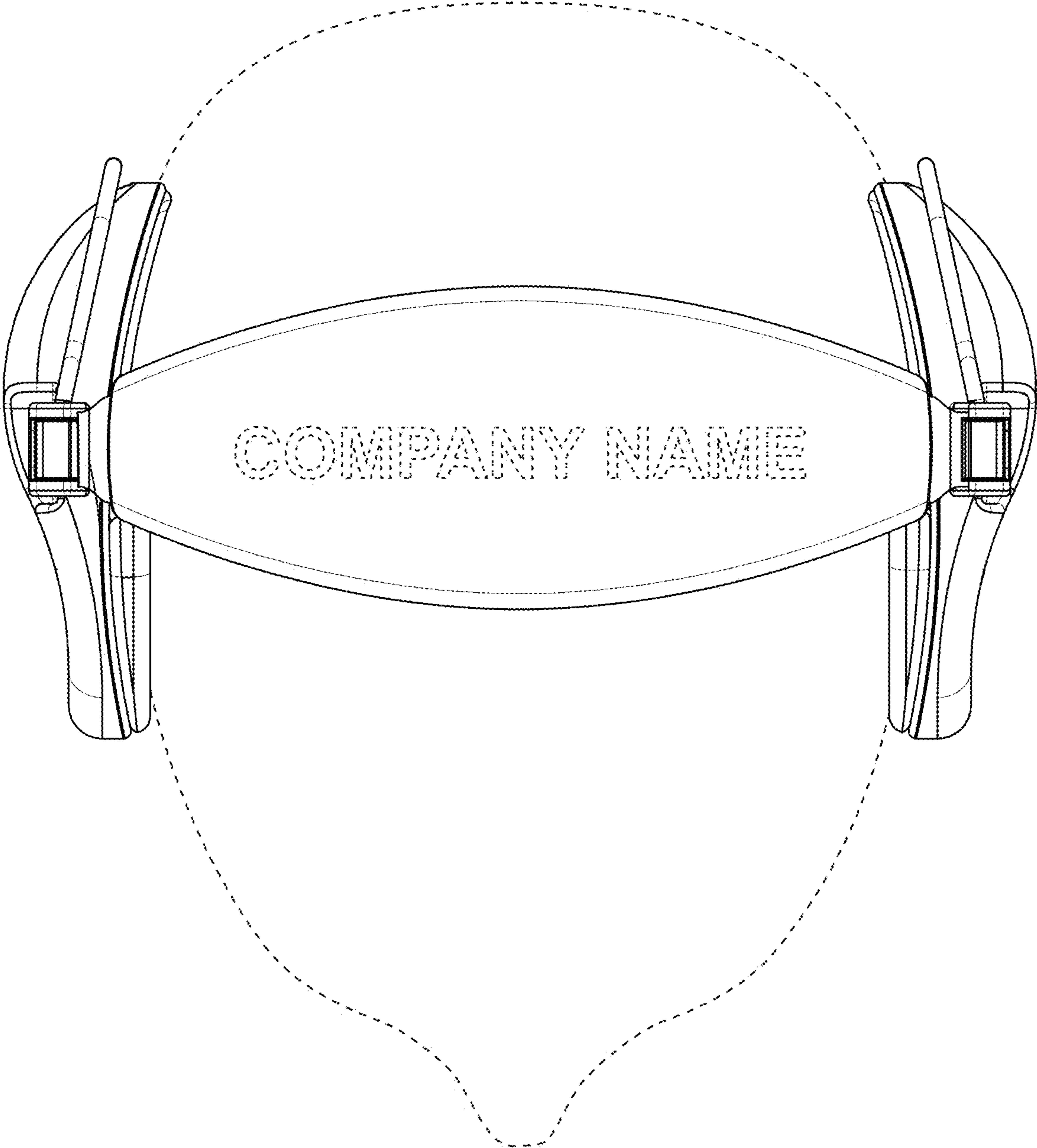


FIG. 10

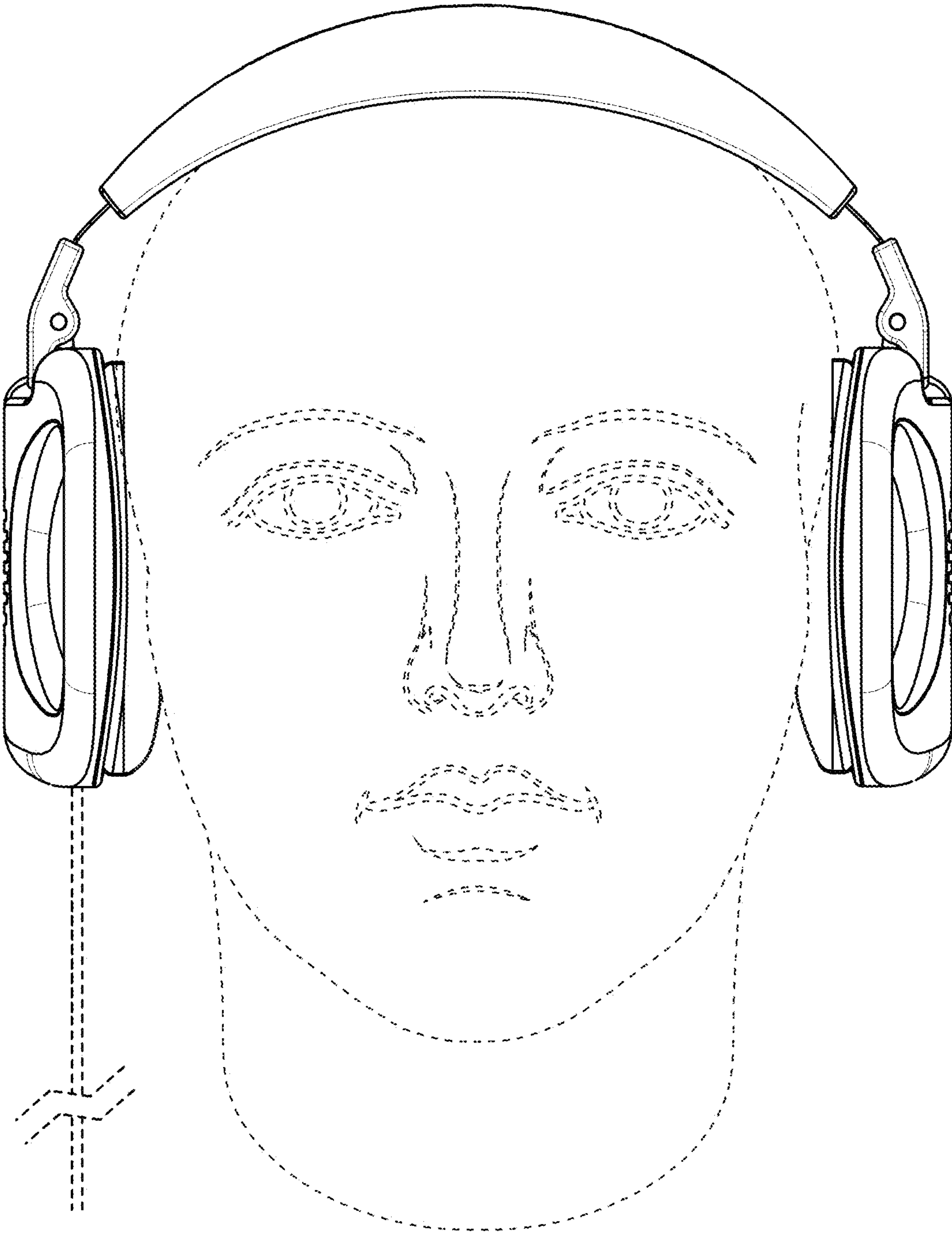


FIG. 11