



US00D945945S

(12) **United States Design Patent**
Hu

(10) **Patent No.:** **US D945,945 S**
(45) **Date of Patent:** **** Mar. 15, 2022**

- (54) **ROPE FOR MARINE USE**
- (71) Applicant: **Xiaobin Hu**, Sichuan (CN)
- (72) Inventor: **Xiaobin Hu**, Sichuan (CN)
- (**) Term: **15 Years**
- (21) Appl. No.: **29/766,767**
- (22) Filed: **Jan. 19, 2021**
- (51) **LOC (13) Cl.** **12-06**
- (52) **U.S. Cl.**
USPC **D12/317**; D12/162; D8/349
- (58) **Field of Classification Search**
USPC D8/349, 354, 367, 356, 366, 368, 371,
D8/382, 383; D3/327, 207, 208, 210;
D12/162, 317, 400; D30/152, 153;
D11/218
CPC B63B 21/54; B63B 21/22; B63B 21/20;
B63B 21/08; B63B 21/50; B63B 21/00;
B63B 2021/203; B60D 1/18; B60D
1/182; B60D 1/185; B60D 1/187; F16G
11/14; F16G 11/143; F16G 11/146; F16B
45/015; F16B 45/02; D07B 2201/2069;
D07B 2401/2005; A44B 11/02; A44B
11/04; A44B 11/06; A44B 13/02; A62B
35/0037; A62B 35/0043; A62B 35/005;
A62B 35/0068; A63B 21/0552; A63B
21/0557; Y10T 24/4764
See application file for complete search history.

(56) **References Cited**

U.S. PATENT DOCUMENTS

- 1,378,225 A * 5/1921 Goldman B60D 1/18
280/480
- 1,597,383 A * 8/1926 Morton D07B 1/18
267/73
- 2,299,568 A * 10/1942 Dickey D07B 1/18
87/8

- 2,561,487 A * 7/1951 Bailhe D07B 1/18
114/230.26
 - 2,985,480 A * 5/1961 Otley B66C 1/18
294/74
 - 4,025,100 A * 5/1977 Bridgehouse B66C 1/18
294/74
 - 4,917,039 A * 4/1990 Siero B63B 21/00
114/230.24
 - D334,168 S * 3/1993 Baker D12/317
 - 5,205,803 A * 4/1993 Zemitis A63B 21/0552
482/121
 - 5,308,101 A * 5/1994 Monty B60D 1/182
267/74
 - D380,585 S * 7/1997 Olson D2/891
 - D418,301 S * 1/2000 Anderson D3/327
- (Continued)

FOREIGN PATENT DOCUMENTS

- CN 304079055 * 3/2017
 - CN 304587248 * 4/2018
- (Continued)

Primary Examiner — Sandra Snapp
Assistant Examiner — Ieisha N Price

(57) **CLAIM**

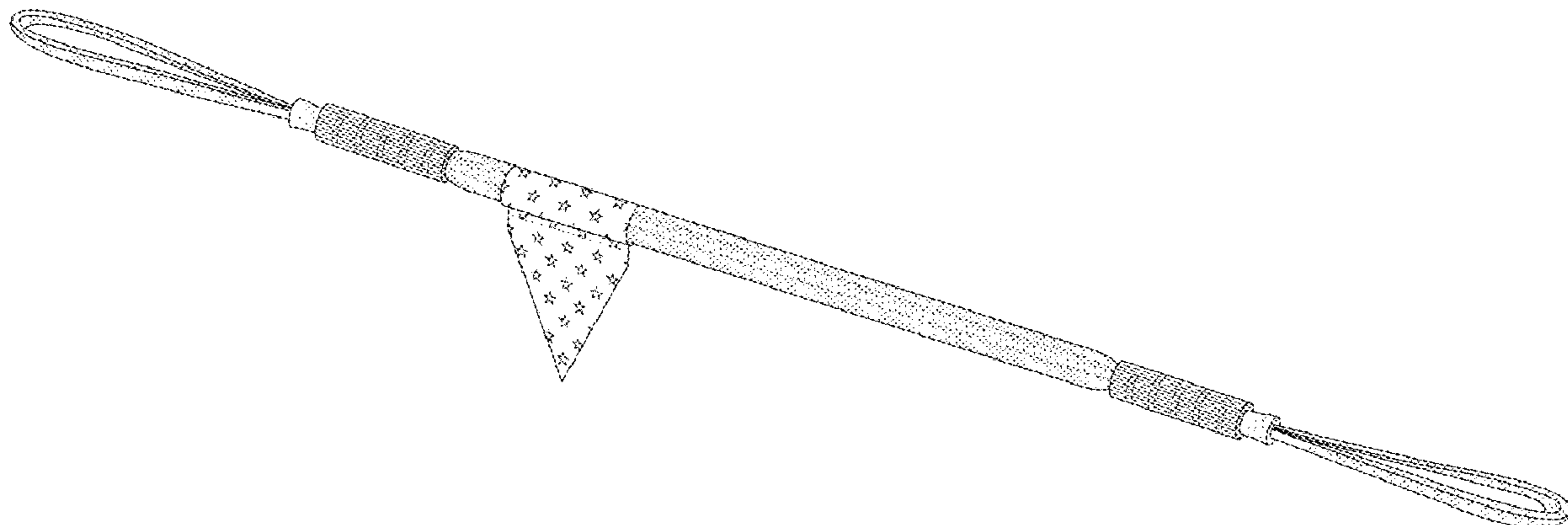
The ornamental design for a rope for marine use, as shown and described.

DESCRIPTION

FIG. 1 is a perspective view of a rope for marine use showing my new design;
 FIG. 2 is a front view thereof;
 FIG. 3 is a back view thereof;
 FIG. 4 is a top view thereof;
 FIG. 5 is a bottom view thereof;
 FIG. 6 is a left side view thereof; and,
 FIG. 7 is a right side view thereof.

The broken lines in the drawing depict environmental subject matter only and form no part of the claimed design.

1 Claim, 7 Drawing Sheets



(56)

References Cited

U.S. PATENT DOCUMENTS

6,273,017 B1 * 8/2001 Griffin B63B 21/54
 114/221 R
 6,331,024 B1 * 12/2001 Gulley B66C 1/18
 294/74
 6,357,378 B1 * 3/2002 Hile B63B 21/50
 114/230.2
 7,418,926 B2 * 9/2008 Kung A01K 27/005
 119/769
 7,695,413 B1 * 4/2010 Cruz A63B 21/05
 482/126
 D661,175 S * 6/2012 Dahl D8/349
 8,496,567 B2 * 7/2013 Mayaud D07B 1/22
 482/124
 8,590,116 B2 * 11/2013 Dahl D07B 1/18
 24/300
 8,920,084 B2 * 12/2014 Dahl D07B 1/18
 410/96
 D733,525 S * 7/2015 Petzl D8/349
 D741,145 S * 10/2015 Petzl D8/349
 D747,176 S * 1/2016 Petzl D8/349
 D778,711 S * 2/2017 Dycus D8/356
 D791,651 S 7/2017 Haynes
 10,238,908 B2 * 3/2019 Cummings A63B 21/4021
 D888,618 S * 6/2020 Pang D12/162
 D895,340 S * 9/2020 Sabbagh D6/718.1

D917,267 S * 4/2021 Pang D8/367
 D928,670 S * 8/2021 Luo D12/162
 11,167,164 B2 * 11/2021 Landis A63B 21/285
 2001/0032576 A1 * 10/2001 Brown B63B 21/00
 114/230.1
 2005/0217748 A1 * 10/2005 Ikegami D07B 1/02
 139/388
 2007/0039538 A1 * 2/2007 Scotti B63B 21/00
 114/230.26
 2008/0196650 A1 * 8/2008 Fernung B63B 21/00
 114/230.24
 2011/0297066 A1 * 12/2011 Lara E02B 15/08
 114/230.1
 2013/0167765 A1 * 7/2013 Eppen B63B 21/22
 114/230.26
 2020/0398621 A1 * 12/2020 Landis B62J 50/00

FOREIGN PATENT DOCUMENTS

CN 305529916 * 1/2020
 CN 305867765 * 6/2020
 CN 306868284 * 10/2021
 GB 6083582 * 2/2020
 GB 6154559 * 8/2021
 JP D1129158 * 12/2001
 KR 300902284.0000 * 4/2017
 KR 301061077.0000 * 6/2020

* cited by examiner

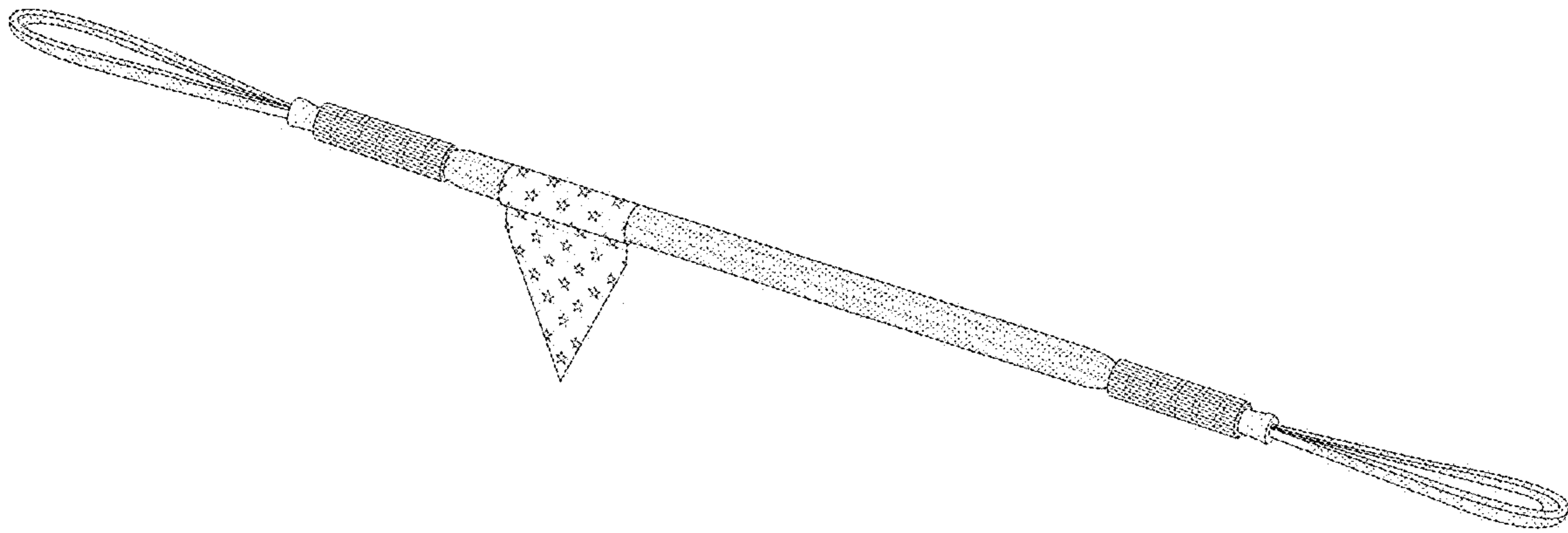


FIG. 1




FIG2




FIG3




FIG4




FIG5




FIG6




FIG7