



US00D945944S

(12) **United States Design Patent**
Carbis et al.

(10) **Patent No.:** **US D945,944 S**
(45) **Date of Patent:** **** Mar. 15, 2022**

(54) **VEHICLE WHEEL BEAD LOCK RING**

(71) Applicant: **Ford Global Technologies, LLC**,
Dearborn, MI (US)

(72) Inventors: **Dean Carbis**, Bloomfield Hills, MI
(US); **Melvin Betancourt**, Shelby
Township, MI (US); **Stavros**
Melabiotis, Livonia, MI (US)

(73) Assignee: **Ford Global Technologies, LLC**,
Dearborn, MI (US)

(**) Term: **15 Years**

(21) Appl. No.: **29/762,632**

(22) Filed: **Dec. 17, 2020**

(51) **LOC (13) Cl.** **12-16**

(52) **U.S. Cl.**
USPC **D12/213**

(58) **Field of Classification Search**
USPC D12/204–213; D21/563
CPC B60B 7/00; B60B 7/02; B60B 7/04; B60B
7/01; B60B 7/06; B60B 3/02; B60B 3/04;
B60B 3/06; B60B 3/10; B60B 1/00;
B60B 1/08; B60B 1/10; B60B 1/12
See application file for complete search history.

(56) **References Cited**

U.S. PATENT DOCUMENTS

D543,924 S *	6/2007	Brown	D12/213
D548,168 S *	8/2007	Brown	D12/213
D599,269 S *	9/2009	Melbinger	D12/213
D708,114 S *	7/2014	Hodges	D12/213
D915,993 S *	4/2021	Ranum	D12/213

* cited by examiner

Primary Examiner — Stacia A Cadmus

(74) *Attorney, Agent, or Firm* — Michael Spenner


(57) **CLAIM**

The ornamental design for a vehicle wheel bead lock ring,
as shown and described.

DESCRIPTION

FIG. 1 is a front elevational view of a vehicle wheel bead lock ring showing our new design; and, FIG. 2 is a perspective view thereof. The claimed design is indicated by the relatively dark portions in the figures.

1 Claim, 2 Drawing Sheets



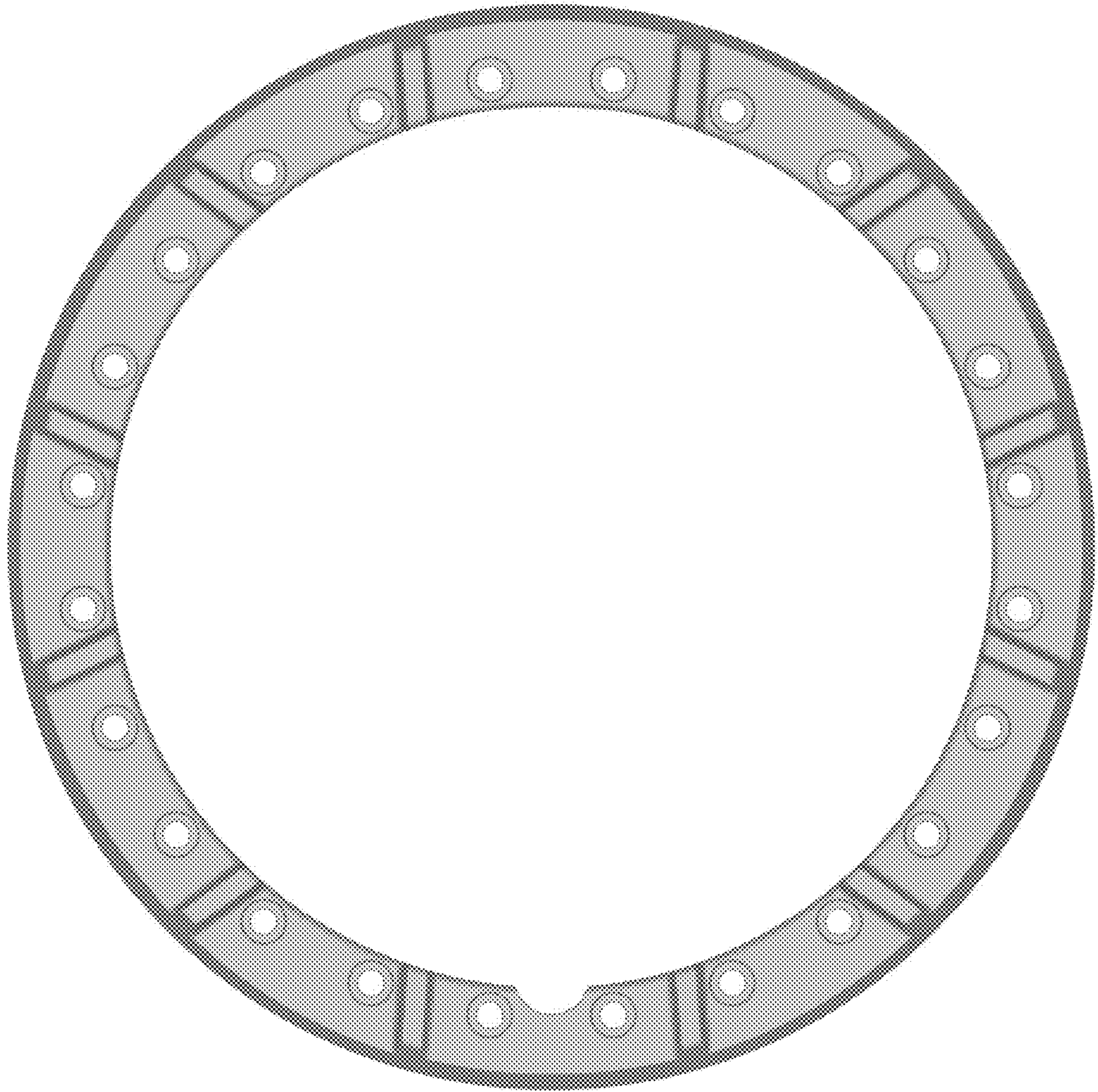


Fig. 1




Fig. 2