



US00D945914S

(12) **United States Design Patent** (10) **Patent No.:** **US D945,914 S**
Lee (45) **Date of Patent:** **** Mar. 15, 2022**

(54) **PAIR OF STUDS**
(71) Applicant: **Bucherer AG**, Lucerne (CH)
(72) Inventor: **Yunjo Lee**, Jersey City, NJ (US)
(73) Assignee: **Bucherer AG**, Lucerne (CH)
(**) Term: **15 Years**
(21) Appl. No.: **29/773,713**
(22) Filed: **Mar. 11, 2021**

Related U.S. Application Data

(62) Division of application No. 29/648,804, filed on May 24, 2018, now Pat. No. Des. 928,016.

(30) **Foreign Application Priority Data**

Nov. 27, 2017 (WO) DM/098757

(51) **LOC (13) Cl.** **11-01**

(52) **U.S. Cl.**
USPC **D11/41**

(58) **Field of Classification Search**
USPC D11/1, 26, 27, 34-39, 40, 41, 43, 79, 86,
D11/91, 92
CPC A44C 17/02; A44C 7/00; A44C 7/001;
A44C 7/003
See application file for complete search history.

(56) **References Cited**

U.S. PATENT DOCUMENTS

D118,739 S * 1/1940 Holstein D11/41
2,254,966 A * 9/1941 Lang G08B 5/004
D11/40
2,423,905 A * 7/1947 Schuler, Jr. A44C 7/006
D11/42
D379,601 S * 6/1997 Itzkowitz D11/40
D440,178 S 4/2001 Lavayssiere
D440,179 S 4/2001 Morelle

D505,637 S 5/2005 Lev Sercarz
D534,454 S 1/2007 Karachi-Langane
D556,079 S 11/2007 Mouclier
D564,993 S 3/2008 Hardy
D566,606 S 4/2008 Hardy
D624,845 S * 10/2010 Shah D11/91
D662,437 S 6/2012 Verdeille
D666,521 S * 9/2012 Yakubovich D11/91
D676,349 S * 2/2013 Papadimitriou D11/43
D680,896 S * 4/2013 Wong D11/91
D683,650 S * 6/2013 Papadimitriou D11/41

(Continued)

Primary Examiner — Llorellys Martinez

(74) *Attorney, Agent, or Firm* — Leydig, Voit & Mayer, Ltd.

(57) **CLAIM**

The ornamental design for a pair of studs, as shown and described.

DESCRIPTION

FIG. 1 is a front elevation view of the first stud of a pair of studs, showing my new design.

FIG. 2 is a front perspective view of the pair of studs of FIG. 1.

FIG. 3 is a back perspective view of the pair of studs of FIG. 1.

FIG. 4 is a left side elevation view of the pair of studs of FIG. 1.

FIG. 5 is a top plan view of the pair of studs of FIG. 1.

FIG. 6 is a front elevation view of the second stud of the pair of studs, showing my new design.

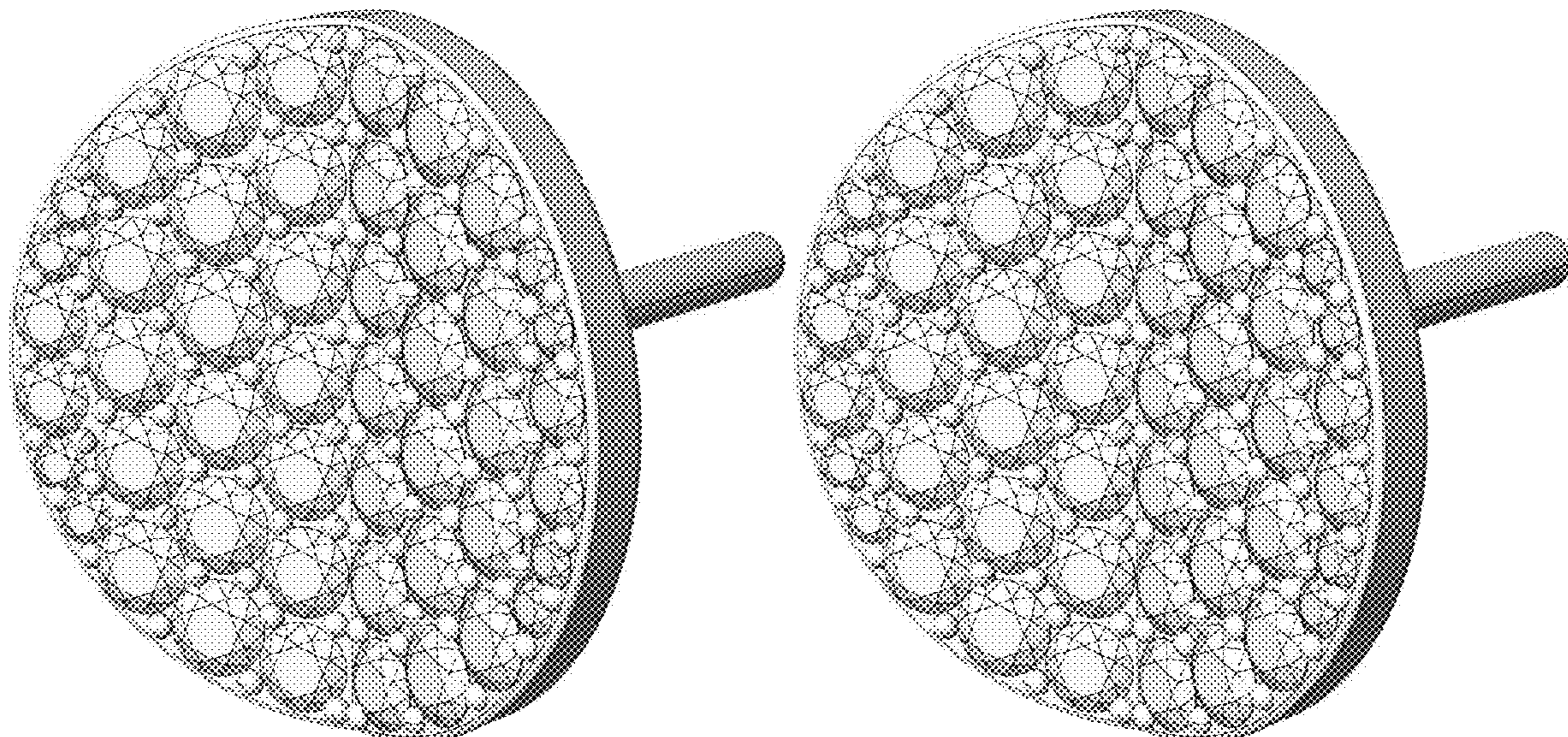
FIG. 7 is a front perspective view of the pair of studs of FIG. 6.

FIG. 8 is a back perspective view of the pair of studs of FIG. 6.

FIG. 9 is a left side elevation view of the pair of studs of FIG. 6; and,

FIG. 10 is a top plan view of the pair of studs of FIG. 6.

1 Claim, 10 Drawing Sheets



(56)

References Cited

U.S. PATENT DOCUMENTS

8,584,329	B2 *	11/2013	Dhakka	A44C 17/046	
					D11/91
D699,146	S *	2/2014	Dholakiya		D11/91
D704,086	S	5/2014	DiPietro		
D705,693	S *	5/2014	Thompson		D11/41
D708,541	S	7/2014	Norendzayan		
D725,544	S	3/2015	Yatsugi-Kang		
D788,630	S	6/2017	Zander		
D788,732	S	6/2017	Choe et al.		
D789,235	S	6/2017	Krainz		
D809,956	S	2/2018	Kornerup et al.		
D813,077	S	3/2018	Noble		
D816,534	S	5/2018	Barouch et al.		
D820,141	S	6/2018	Korhammer et al.		
D820,715	S	6/2018	Le Bail		
D836,480	S *	12/2018	Bonoli		D11/91
D876,273	S *	2/2020	Lee		D11/41
D878,964	S *	3/2020	Bonoli		D11/91
D883,841	S *	5/2020	Lee		D11/34
D893,340	S *	8/2020	Zheng		D11/42
D900,664	S	11/2020	Gad		
D900,665	S	11/2020	Gad		
D900,666	S	11/2020	Gad		
D900,667	S	11/2020	Gad		
D928,016	S *	8/2021	Lee		D11/34
2016/0106186	A1	4/2016	Noble		
2017/0317705	A1	11/2017	Duneier et al.		
2018/0020788	A1 *	1/2018	Parikh	A44C 7/002	
					63/15
2018/0035767	A1	2/2018	Benhamou		
2018/0125182	A1	5/2018	Barouch et al.		

* cited by examiner

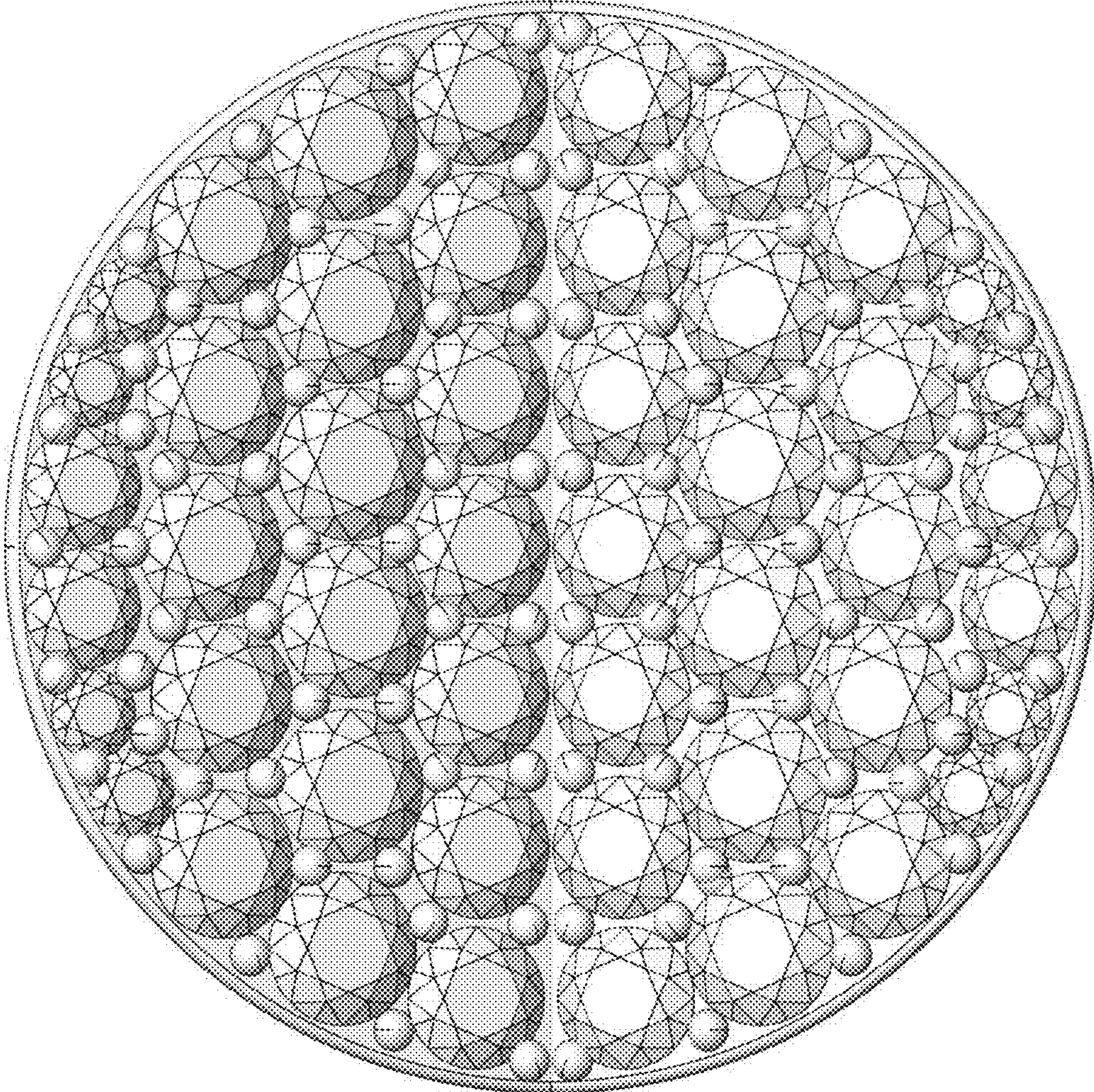


Fig. 1



Fig. 2




Fig. 3




Fig. 4




Fig. 5

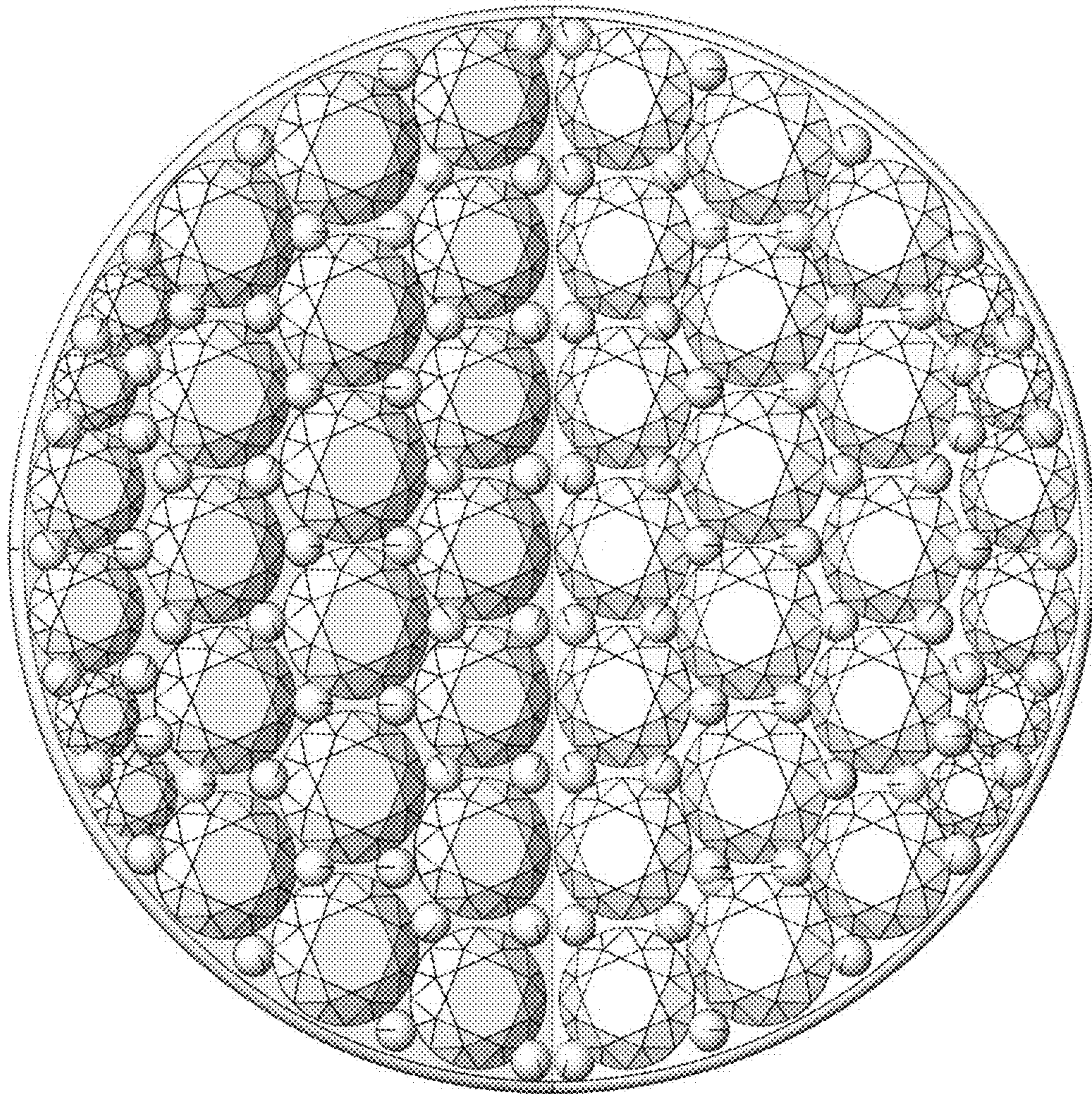


Fig. 6



Fig. 7




Fig. 8

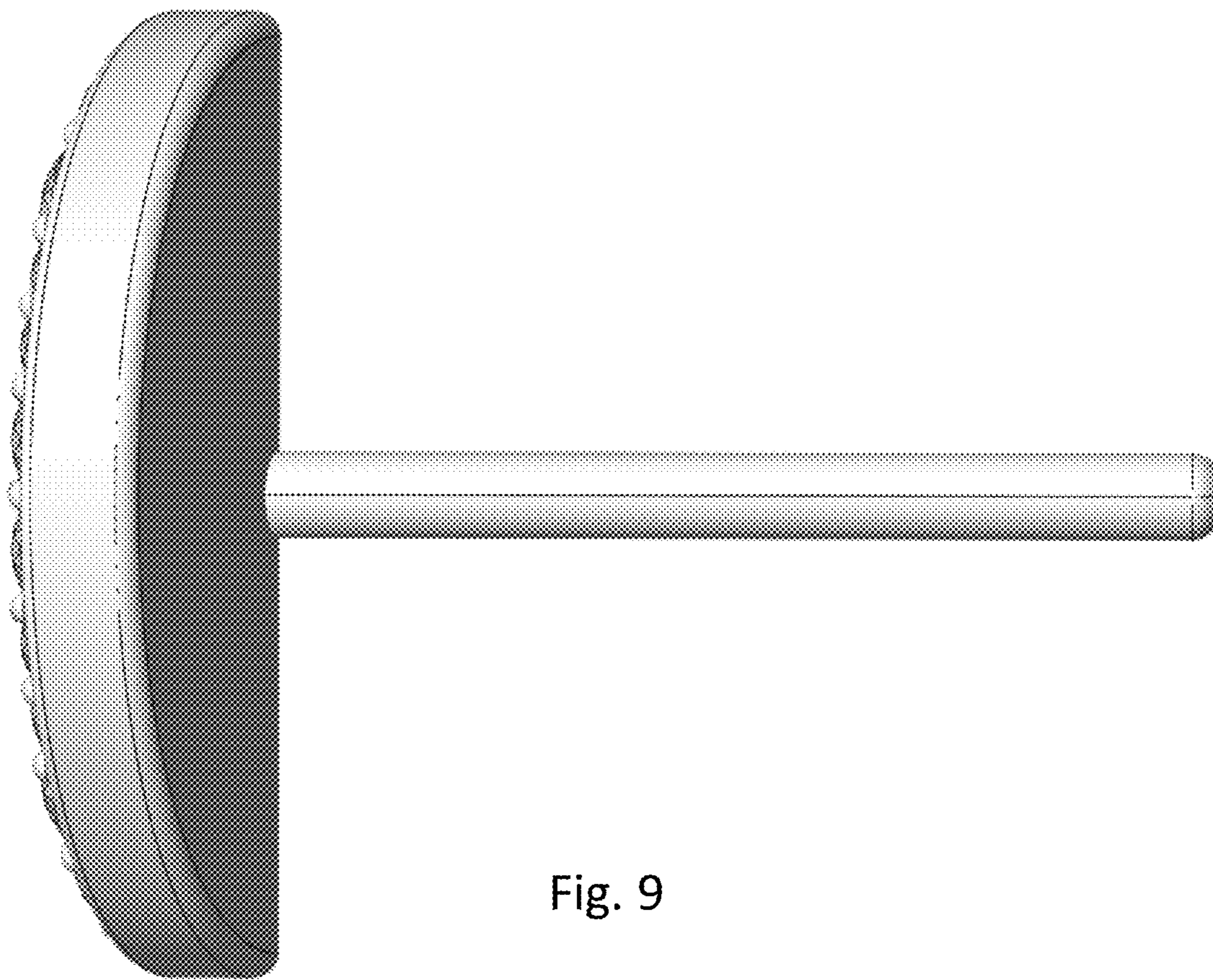


Fig. 9




Fig. 10