



US00D945906S

(12) **United States Design Patent**
Yatsugi-Kang

(10) **Patent No.:** **US D945,906 S**

(45) **Date of Patent:** **** Mar. 15, 2022**

- (54) **NECKLACE**
- (71) Applicant: **Harry Winston SA**, Plan-les-Ouates (CH)
- (72) Inventor: **Rie Yatsugi-Kang**, New York, NY (US)
- (73) Assignee: **Harry Winston SA**, Plan-les-Ouates (CH)
- (**) Term: **15 Years**
- (21) Appl. No.: **29/732,199**
- (22) Filed: **Apr. 22, 2020**
- (30) **Foreign Application Priority Data**
Nov. 1, 2019 (WO) WIPO89040
- (51) **LOC (13) Cl.** **11-01**
- (52) **U.S. Cl.**
USPC **D11/16**
- (58) **Field of Classification Search**
USPC D11/1-12, 16-18, 40-43, 79, 91, 92;
D99/26, 27
CPC . A44C 15/0015; A44C 15/002; A44C 15/005;
A44C 15/0055; A44C 17/02; A44C
17/04; A44C 25/001; A44C 11/002
See application file for complete search history.

- (56) **References Cited**
U.S. PATENT DOCUMENTS
D66,009 S * 11/1924 Klein D11/11
D66,014 S * 11/1924 Klein D11/11

D66,015 S *	11/1924	Klein	D11/11
D66,016 S *	11/1924	Klein	D11/11
D66,017 S *	11/1924	Klein	D11/11
D66,018 S *	11/1924	Klein	D11/11
D147,393 S *	9/1947	Arpels	D11/9
D150,698 S *	8/1948	Katz	D11/8
D151,958 S *	12/1948	Bogoff	D11/8
D154,030 S *	6/1949	Duvalet	D11/9
D154,635 S *	7/1949	Philippe	D11/9
D168,592 S *	1/1953	Philippe	D11/8
D169,177 S *	3/1953	Philippe	D11/9
D171,649 S *	3/1954	Katz	D11/9
D175,952 S *	11/1955	Katz	D11/79
D749,454 S *	2/2016	Riviere	D11/16
D759,531 S *	6/2016	Yatsugi-Kang	D11/8
D800,009 S *	10/2017	Yatsugi-Kang	D11/16
D907,520 S *	1/2021	Abdourahim	D11/6

* cited by examiner

Primary Examiner — Llorellys Martinez
(74) *Attorney, Agent, or Firm* — Blank Rome LLP

(57) **CLAIM**

The ornamental design for a necklace, as shown and described.

DESCRIPTION

FIG. 1 is a front view of a necklace of the present design; FIG. 2 is a rear view thereof; FIG. 3 is a right side perspective view thereof; FIG. 4 is a left side perspective view thereof; FIG. 5 is a top perspective view thereof; FIG. 6 is a bottom perspective view thereof; FIG. 7 is a front right perspective view thereof; and, FIG. 8 is a rear left perspective view thereof.

1 Claim, 8 Drawing Sheets





FIG. 1



FIG. 2




FIG. 3




FIG. 4




FIG. 5

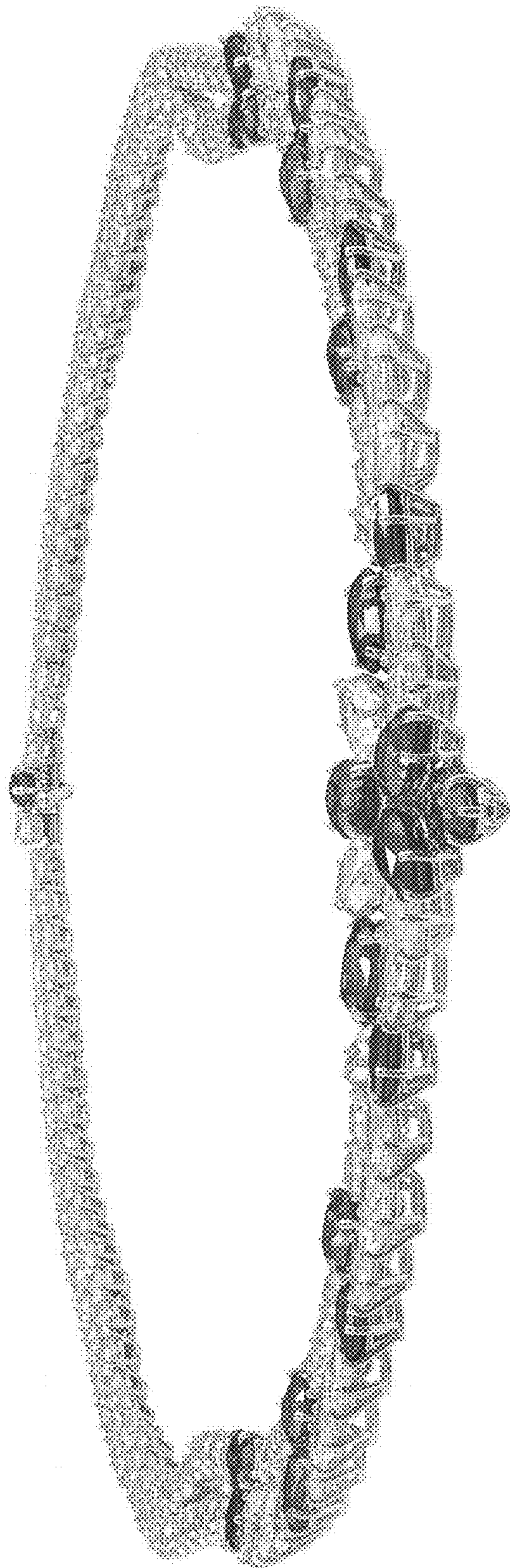


FIG. 6



FIG. 7



FIG. 8