



US00D945903S

(12) **United States Design Patent**  
**Flora**

(10) **Patent No.:** **US D945,903 S**

(45) **Date of Patent:** **\*\* Mar. 15, 2022**

(54) **ARTICLE OF JEWELRY**

(71) Applicant: **CARTIER INTERNATIONAL AG,**  
Steinhausen (CH)

(72) Inventor: **Morin Flora,** Conflans Sainte Honorine  
(FR)

(73) Assignee: **CARTIER INTERNATIONAL AG,**  
Steinhausen (CH)

(\*\*) Term: **15 Years**

(21) Appl. No.: **29/694,633**

(22) Filed: **Jun. 12, 2019**

(30) **Foreign Application Priority Data**

Dec. 13, 2018 (WO) ..... WIPO78207

(51) **LOC (13) Cl.** ..... **11-01**

(52) **U.S. Cl.**  
USPC ..... **D11/1; D11/34**

(58) **Field of Classification Search**

USPC .... D11/1, 26–29, 34, 37, 38, 40, 41, 43, 45,  
D11/48, 51, 52, 62, 70, 76, 79, 85, 86, 89  
CPC ..... A44C 9/00; A44C 9/0007; A44C 9/0015;  
A44C 9/0023; A44C 9/003; A44C  
9/0038; A44C 9/0076; A44C 9/0084;  
A44C 9/02; A44C 15/0055; A44C 17/02;  
A44C 17/0258; A44C 25/001; A44C  
25/007

See application file for complete search history.

(56) **References Cited**

**U.S. PATENT DOCUMENTS**

294,469 A \* 3/1884 Howard ..... A44C 17/02  
63/26  
5,505,061 A \* 4/1996 Fleury, Jr. .... A44C 7/002  
63/13  
D383,700 S \* 9/1997 Bulgari ..... D11/43

D401,182 S \* 11/1998 Bulgari ..... D11/41  
D439,863 S \* 4/2001 Cabarbaye ..... D11/26  
D458,182 S \* 6/2002 Gruosi ..... D11/43  
D555,532 S \* 11/2007 Bonoli ..... D11/34  
D629,710 S \* 12/2010 Fernandez Rives ..... D11/34  
D672,266 S \* 12/2012 Yurman ..... D11/34  
D777,597 S \* 1/2017 Hardy ..... D11/26  
D780,616 S \* 3/2017 Hardy ..... D11/26  
D781,173 S \* 3/2017 Hardy ..... D11/34  
D790,386 S \* 6/2017 Liske ..... D11/26  
D792,266 S \* 7/2017 Hardy ..... D11/43

(Continued)

*Primary Examiner* — Kevin K Rudzinski

*Assistant Examiner* — Richard Kearney

(74) *Attorney, Agent, or Firm* — Oliff PLC

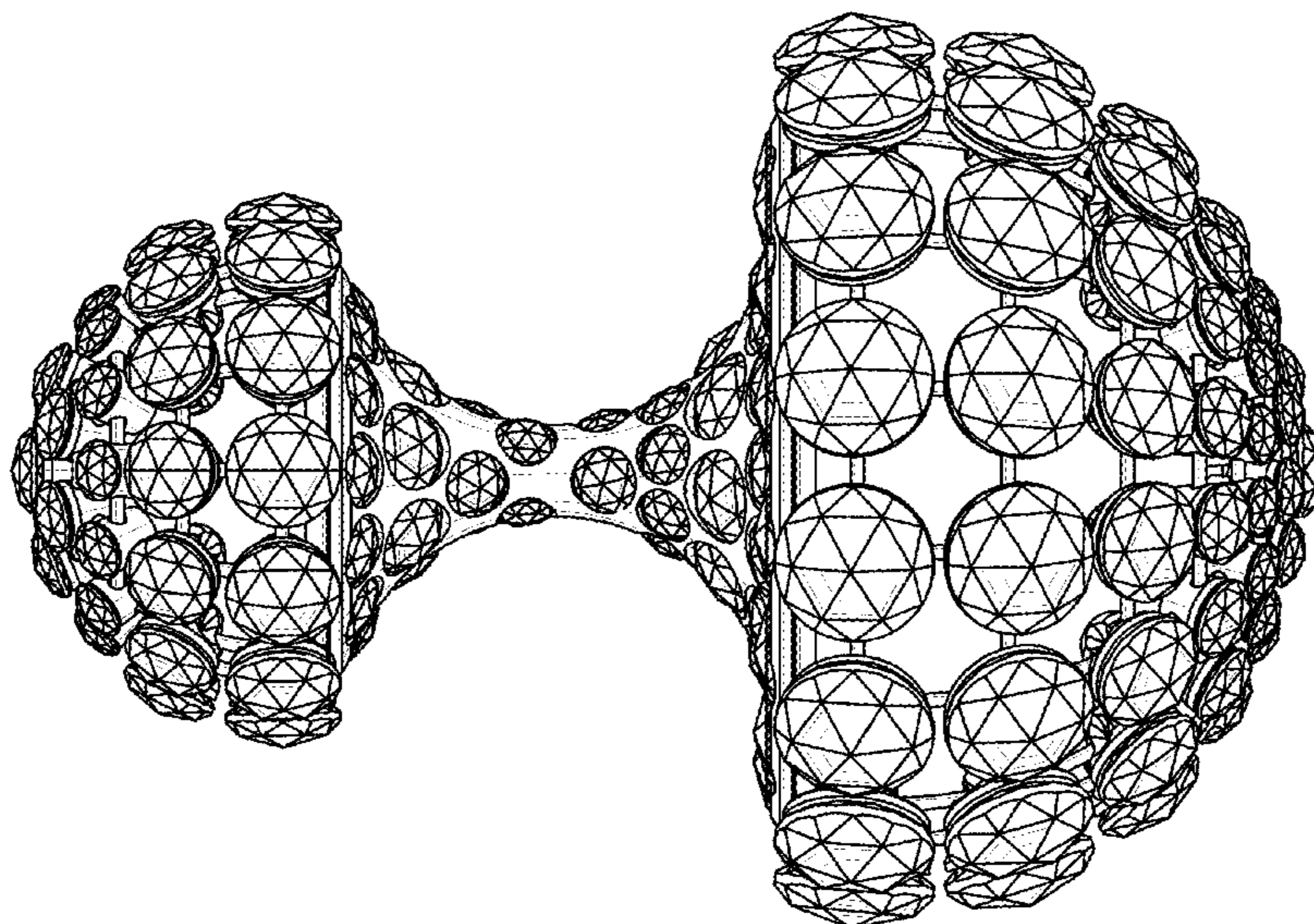
(57) **CLAIM**

The ornamental design for an article of jewelry, as shown and described.

**DESCRIPTION**

FIG. 1 is a front, right-side, top perspective view of the article of jewelry;  
FIG. 2 is a front elevational view thereof;  
FIG. 3 is a back elevational view thereof;  
FIG. 4 is a left-side elevational view thereof;  
FIG. 5 is a right-side elevational view thereof;  
FIG. 6 is a top plan view thereof;  
FIG. 7 is a bottom plan view thereof;  
FIG. 8 is a front, right-side, top perspective view of the front end portion of the article of jewelry shown separately for completeness of illustration;  
FIG. 9 is a front elevational view thereof;  
FIG. 10 is a back elevational view thereof;  
FIG. 11 is a left-side elevational view thereof;  
FIG. 12 is a right-side elevational view thereof;  
FIG. 13 is a top plan view thereof; and,  
FIG. 14 is a bottom plan view thereof.  
The broken lines shown in the drawings illustrate portions of the article of jewelry that form no part of the claimed design.

**1 Claim, 14 Drawing Sheets**



(56)

**References Cited**

U.S. PATENT DOCUMENTS

D805,948 S	*	12/2017	Jakubowski .....	D11/79
D835,539 S	*	12/2018	Hardy .....	D11/34
D872,628 S	*	1/2020	Marchand .....	D11/34
D884,541 S	*	5/2020	Sivriere .....	D11/34
D927,346 S	*	8/2021	Sivriere .....	D11/43

\* cited by examiner



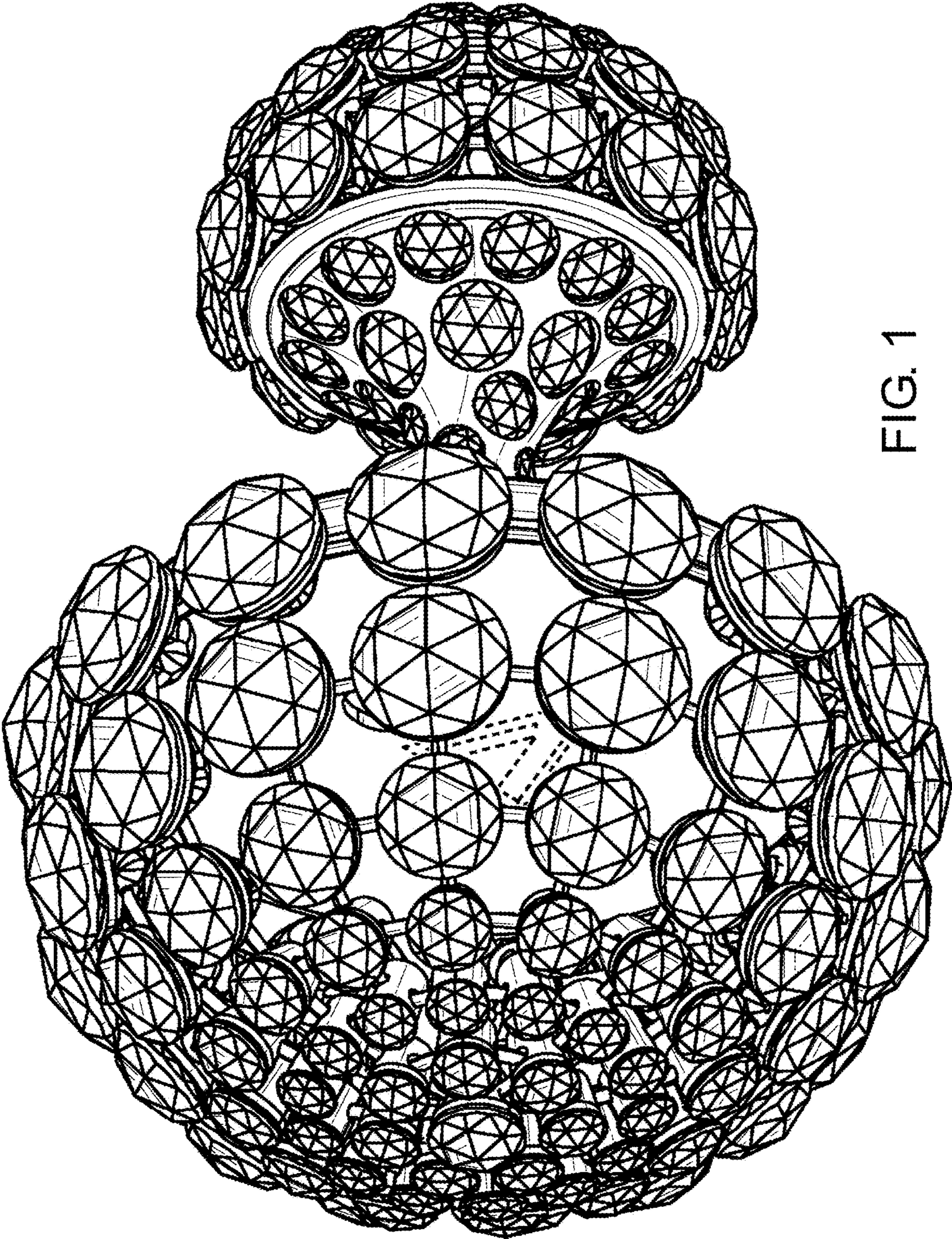


FIG. 1






FIG. 2






FIG. 3



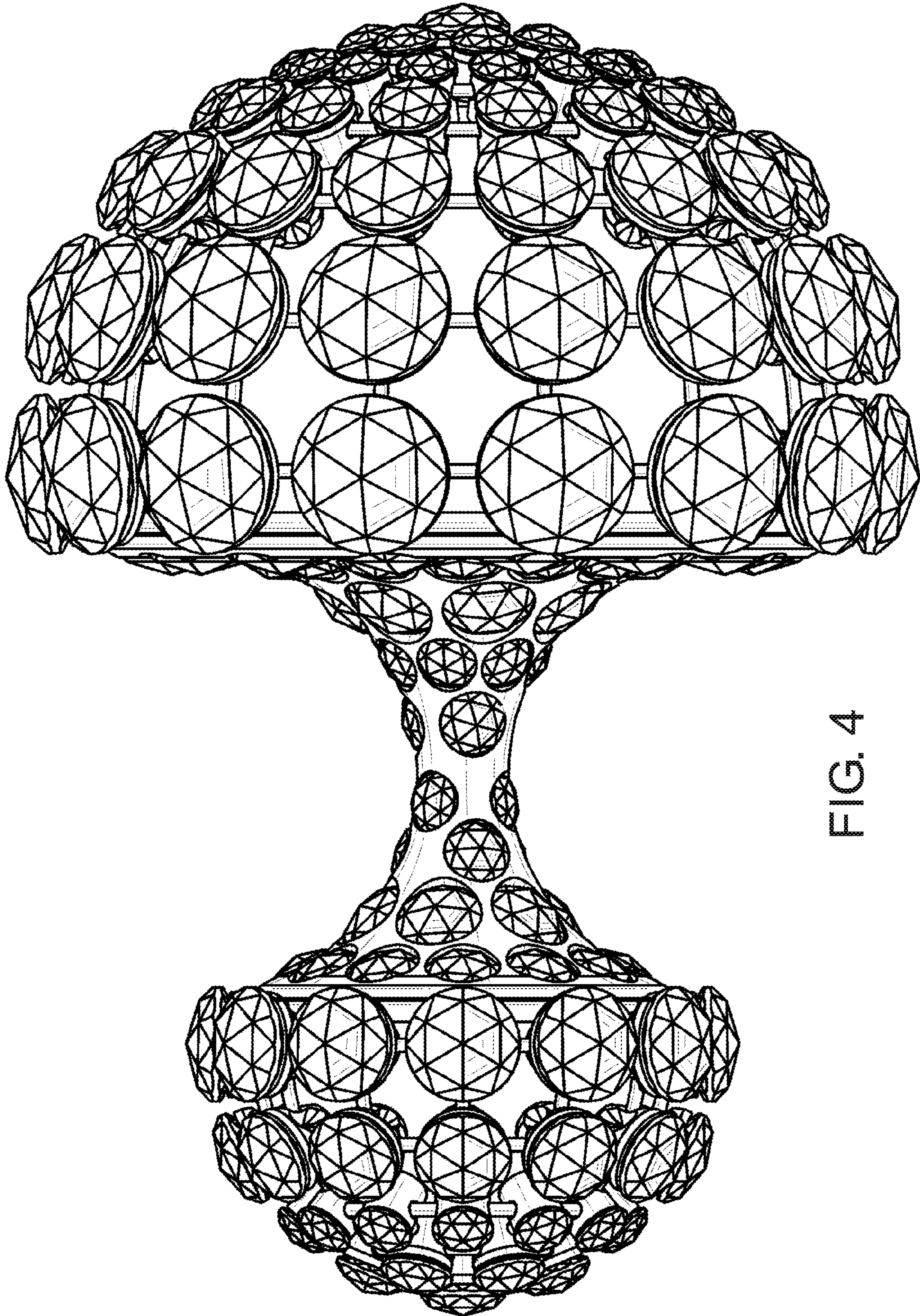


FIG. 4



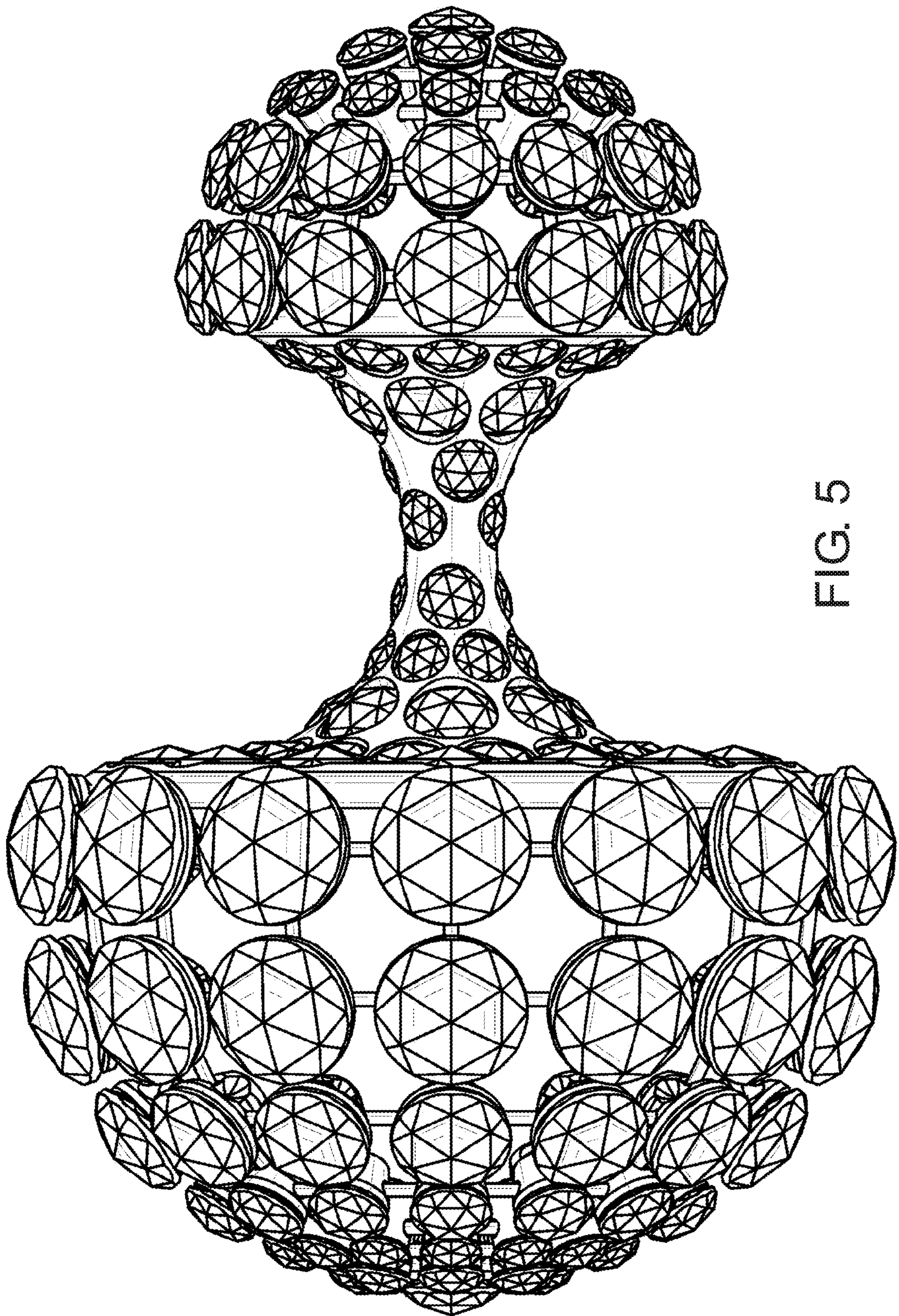


FIG. 5



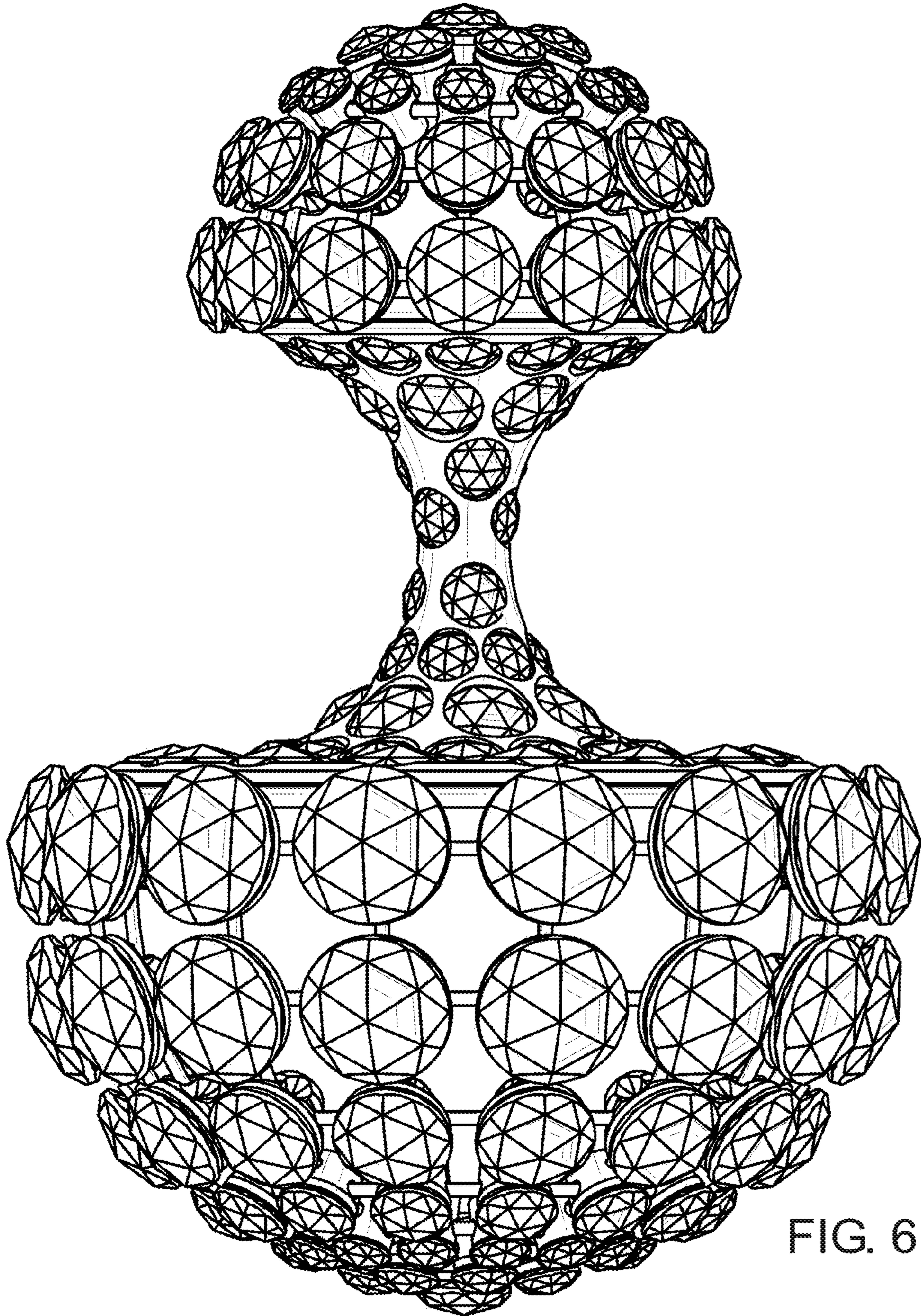


FIG. 6






FIG. 7



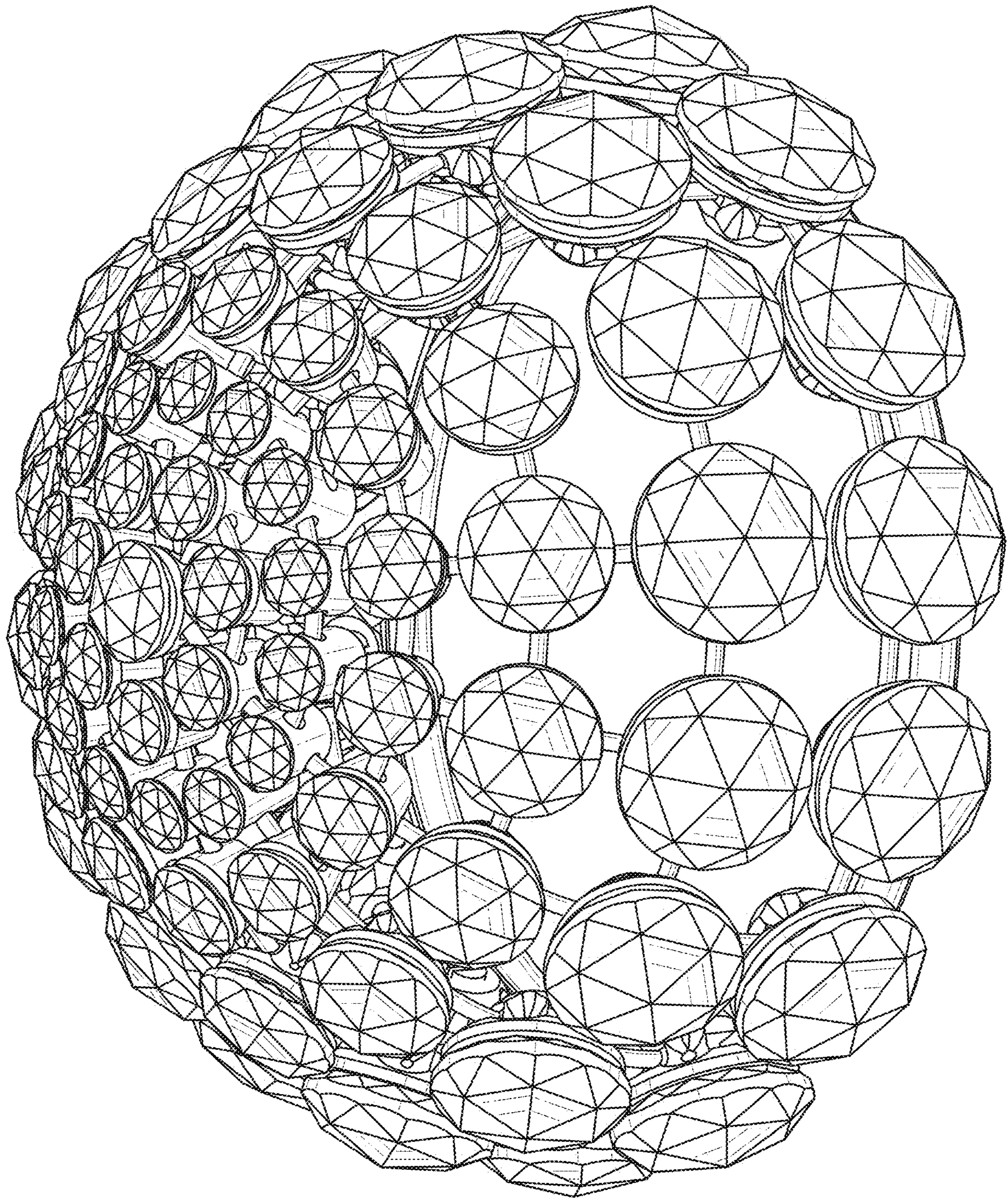


FIG. 8






FIG. 9






FIG. 10



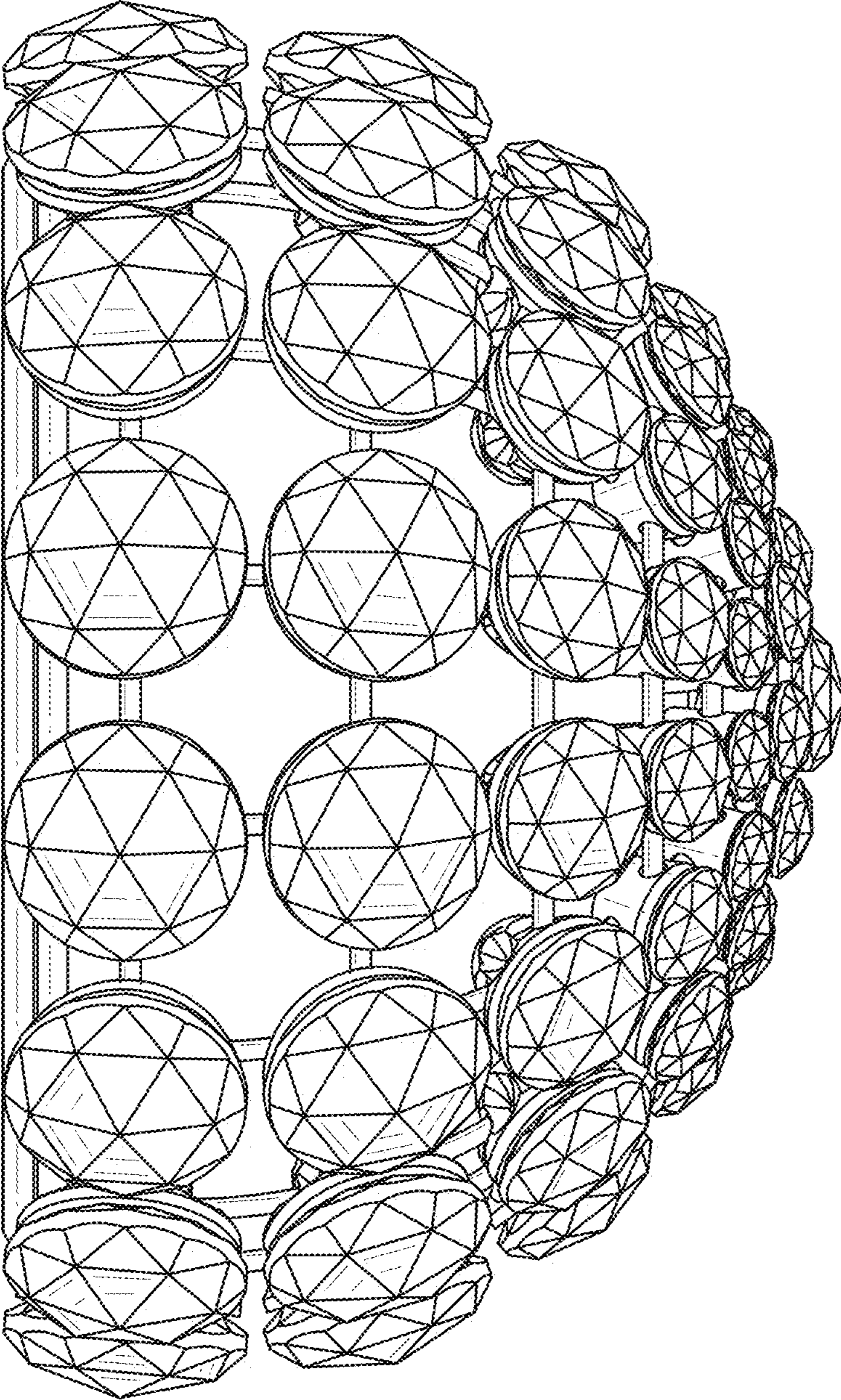


FIG. 11



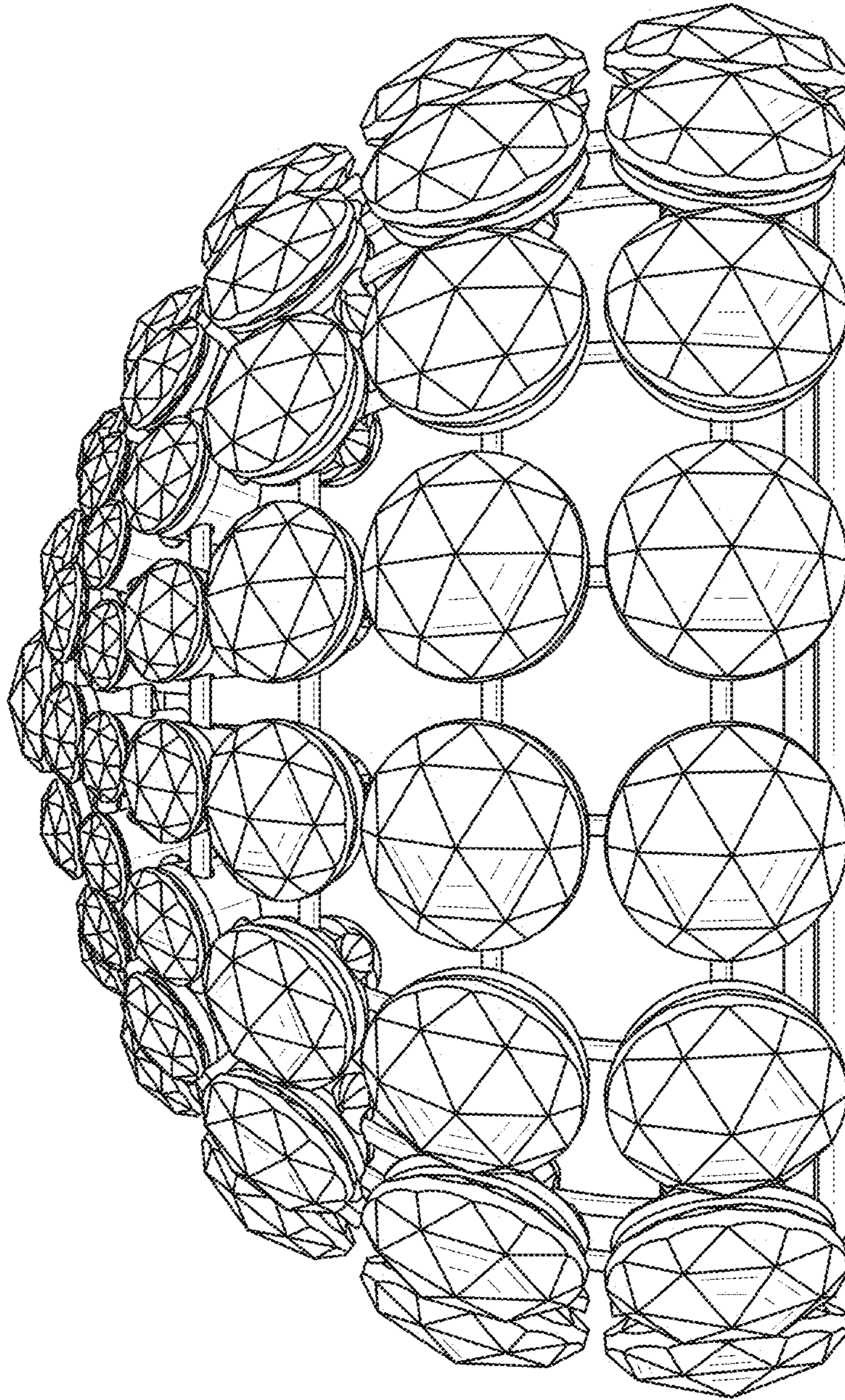


FIG. 12






FIG. 13






FIG. 14