



US00D945891S

(12) **United States Design Patent**
Huang

(10) **Patent No.:** **US D945,891 S**
(45) **Date of Patent:** **** Mar. 15, 2022**

- (54) **BARBECUE THERMOMETER**
- (71) Applicant: **Yayong Huang**, Huazhou (CN)
- (72) Inventor: **Yayong Huang**, Huazhou (CN)
- (**) Term: **15 Years**
- (21) Appl. No.: **29/778,101**
- (22) Filed: **Apr. 10, 2021**
- (51) **LOC (13) Cl.** **10-04**
- (52) **U.S. Cl.**
USPC **D10/57**
- (58) **Field of Classification Search**
USPC D10/57
CPC G01K 2207/02; G01K 2207/04; G01K
2207/06; G01K 2207/08
See application file for complete search history.

- D884,499 S * 5/2020 Yi G01K 1/02
D10/57
- D896,109 S 9/2020 Liu
- D897,872 S 10/2020 Yu
- D906,139 S 12/2020 Gong et al.
- D906,140 S * 12/2020 Wang D10/57
- D922,887 S * 6/2021 Zou D10/57

* cited by examiner

Primary Examiner — Antoine Duval Davis

(57) **CLAIM**

The ornamental design for a barbecue thermometer, as shown and described.

DESCRIPTION

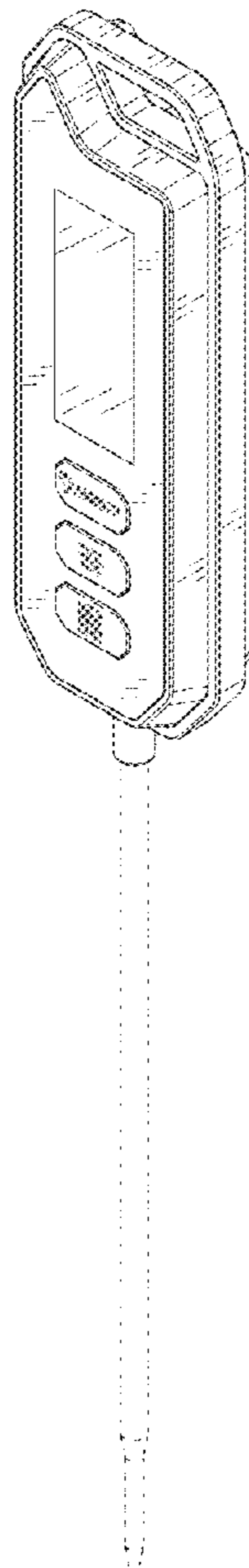
FIG. 1 is a perspective view of a barbecue thermometer showing my new design;
 FIG. 2 is a front view thereof;
 FIG. 3 is a rear view thereof;
 FIG. 4 is a left view thereof;
 FIG. 5 is a right view thereof;
 FIG. 6 is a top view thereof; and,
 FIG. 7 is a bottom view thereof.
 The broken lines in the drawings are included for the purpose of illustrating environmental structure and forms no part of the claimed design.

(56) **References Cited**

U.S. PATENT DOCUMENTS

- 7,711,515 B2 * 5/2010 Burdett G01K 1/02
702/136
- D765,523 S 9/2016 Chapman et al.
- 10,288,491 B2 * 5/2019 Ganrude G01K 1/08

1 Claim, 7 Drawing Sheets



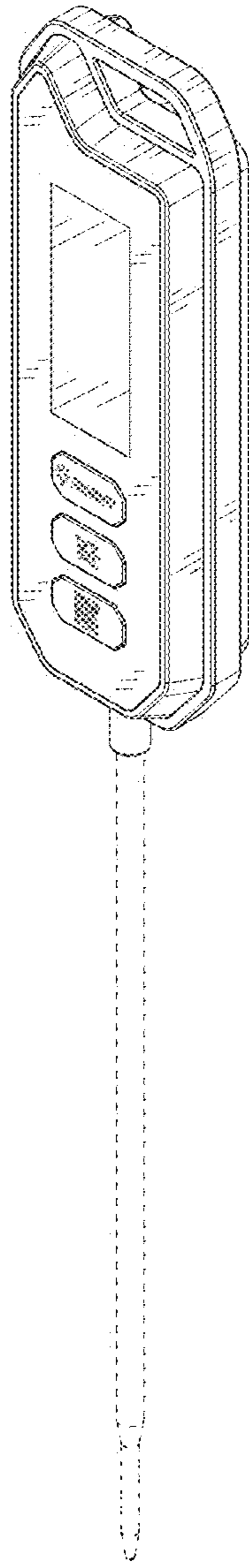


FIG. 1

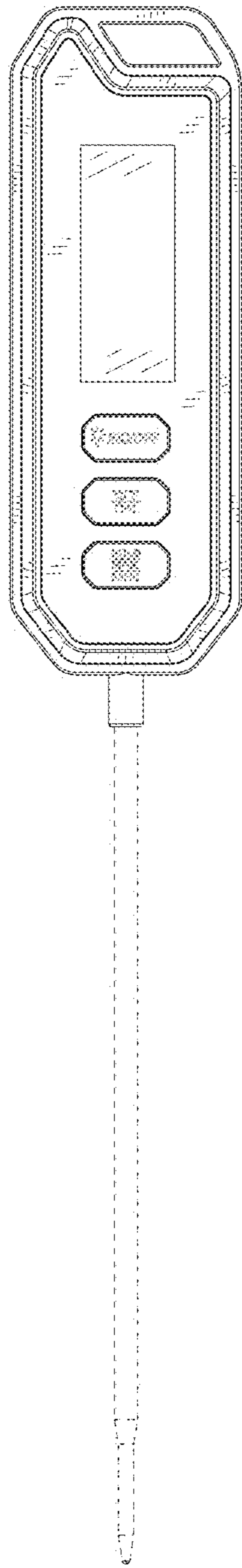


FIG.2

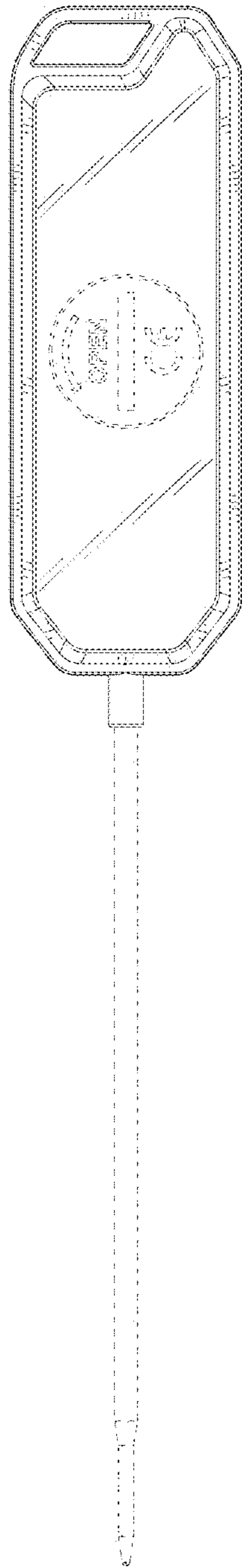


FIG. 3

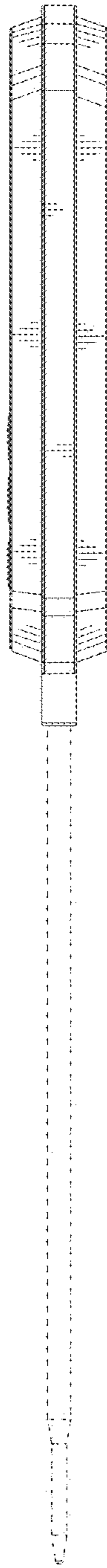


FIG.4




FIG.5

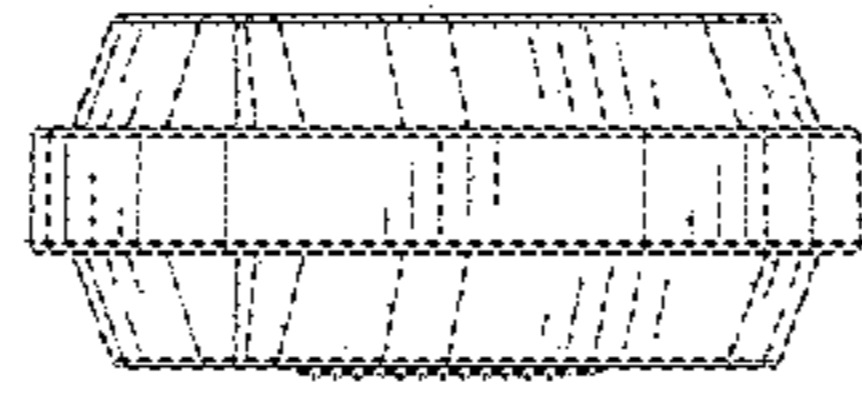


FIG.6

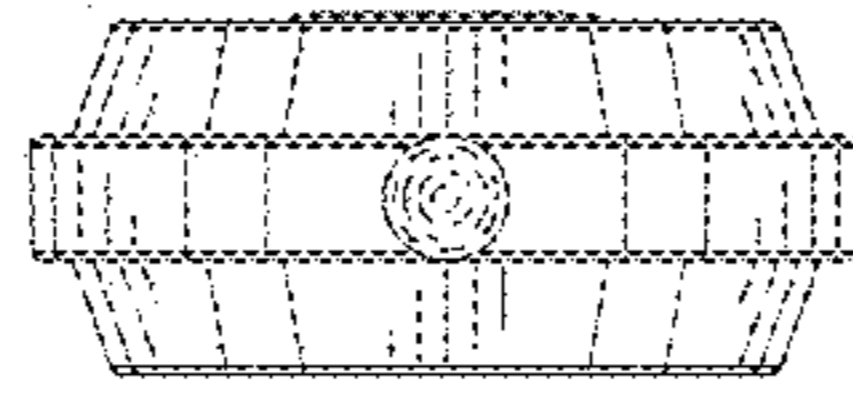


FIG.7